

Tiny Talk

3A

Student Book



Susan Rivers



Oxford University Press

Tiny Talk **3A**

Student Book



Susan Rivers

with songs by Carolyn Graham

Oxford University Press

Oxford University Press
198 Madison Avenue, New York, NY 10016, USA
Great Clarendon Street, Oxford OX2 6DP, England

Oxford New York

*Athens Auckland Bangkok Bogota Buenos Aires Calcutta Cape Town
Chennai Dar es Salaam Delhi Florence Hong Kong Istanbul Karachi
Kuala Lumpur Madrid Melbourne Mexico City Mumbai Nairobi Paris
Sao Paulo Singapore Taipei Tokyo Toronto Warsaw*

and associated companies in

Berlin Ibadan

OXFORD is a trademark of Oxford University Press.

ISBN 0-19-435170-X

Copyright © 1998 Oxford University Press

No unauthorized photocopying.

All rights reserved. No part of this publication may be reproduced, stored in a retrieval system, or transmitted, in any form or by any means, electronic, mechanical, photocopying, recording, or otherwise, without the prior written permission of Oxford University Press.

This book is sold subject to the condition that it shall not, by way of trade or otherwise, be lent, resold, hired out, or otherwise circulated without the publisher's prior consent in any form of binding or cover other than that in which it is published and without a similar condition including this condition being imposed on the subsequent purchaser.

Editorial Manager: Shelagh Speers

Editor: Edward Yoshioka

Production Editor: Mark Steven Long

Elementary Design Manager: Doris Chen

Designer: Ruby Harn

Art Buyer: Donna Goldberg

Production Manager: Abram Hall

Production Controller: Georgiann Baran

Printing (last digit): 10 9 8 7 6 5 4 3 2 1


Printed in Hong Kong.

Illustrations by Kathleen McCord/Bookmakers, Ltd

Computer graphics by Eliot Bergman

Cover design by Doris Chen

Cover illustration by Kathleen McCord/Bookmakers



Susan Rivers

with songs by Carolyn Graham

Oxford University Press

Table Of Contents

Unit	Theme	Page
1	It's Sunday!	4
2	Our House	8
3	Clothing	12
4	Homework	16
5	More Colors	20
Review Unit 1		24
6	Shapes	26
7	Time	30
8	Getting Ready	34
9	Places	38
10	At The Restaurant	42
Review Unit 2		46



Wake up, Julie! It's late.





Oh, Mike. It's Sunday!




Sunday



Monday




Wednesday



Thursday



Friday



Tuesday



Saturday

What day is today?



It's _____.




Where are you, Mike?



I'm in the bathroom.
I'm brushing my teeth.



bedroom




playing

kitchen



cooking



bathroom



brushing my teeth

living room




watching TV

Where are you?




I'm in the _____.
I'm _____.





I'm wearing a blouse.
My blouse is pretty.



I'm wearing a T-shirt.
My T-shirt is cool.



a blouse



a T-shirt



a dress



pants



shorts



shoes



a skirt



sneakers

What are you wearing?



I'm wearing _____.




What's that?





It's my workbook.
I'm coloring.
See. It's page 11.





11

12




13



15

16



17


18



19



14




20

What page?



Page _____.



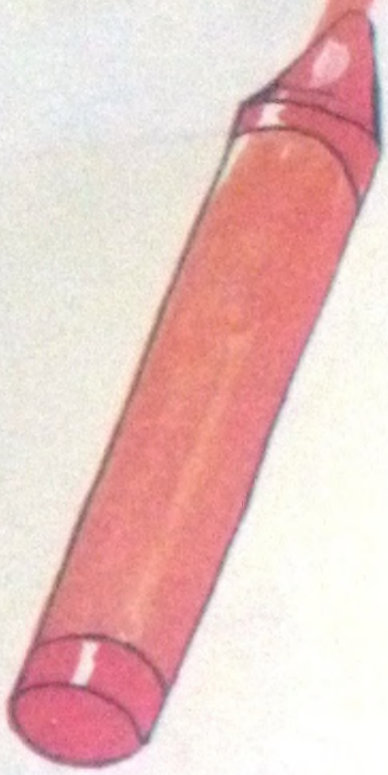
What color is it? Is it brown?

No, it's not.

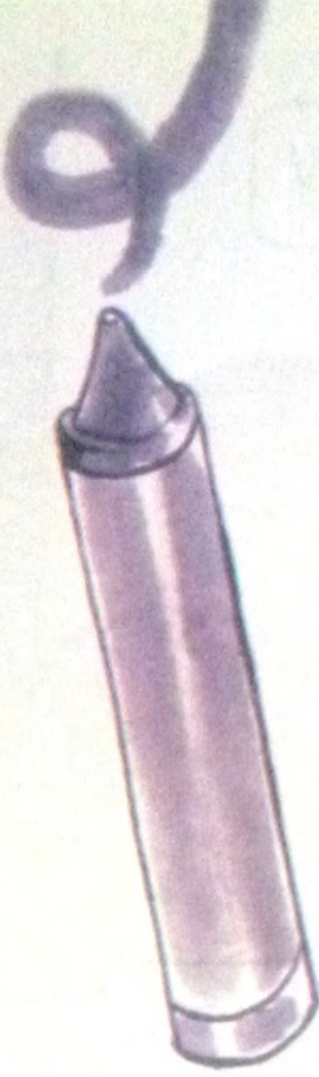


It's orange.
Orange is my favorite.

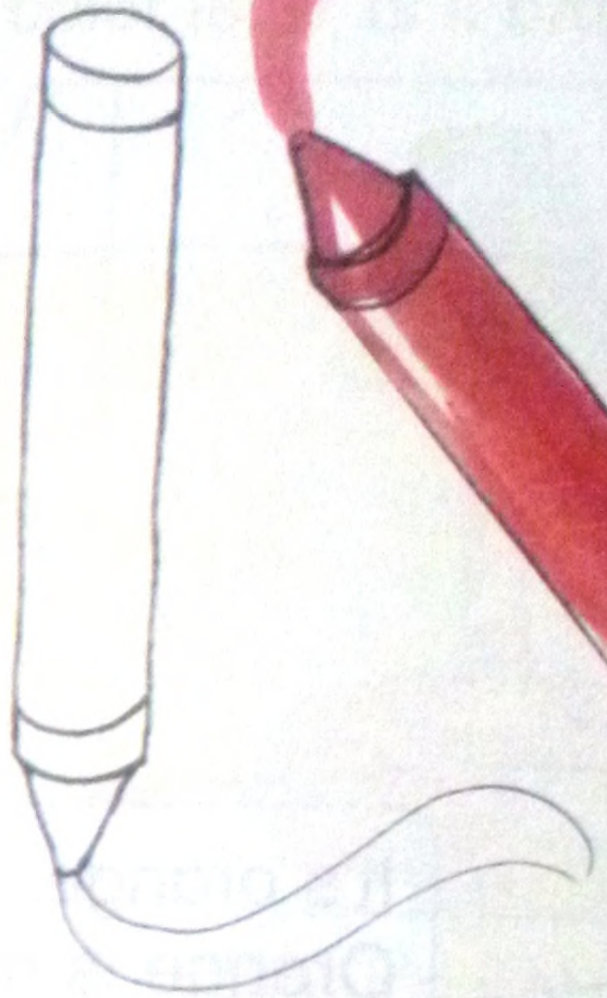




orange



black



white



brown



pink



yellow



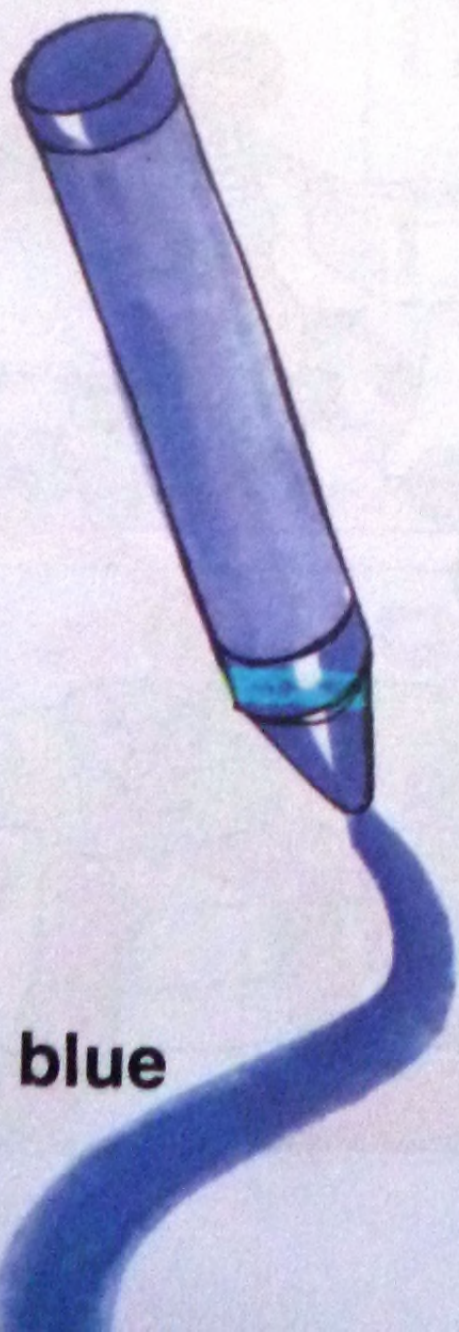
red



green



purple



blue

What color is it?





It's _____.



REVIEW
UNIT

1



12



13




14



15




16



17



18



19



20

11	12	13	14	15
16	17	18	19	20

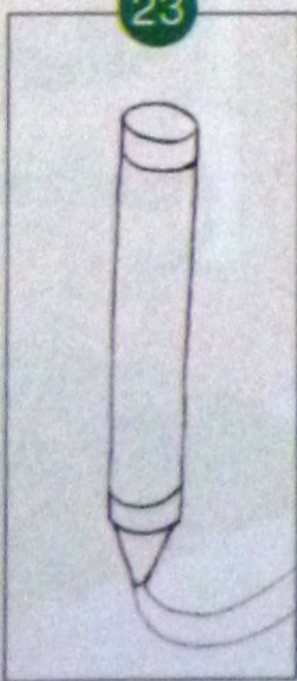
21



22



23



24



25




It's a circle. It's orange.







It's an orange circle.




circle




square



diamond



rectangle



triangle




heart

It's a _____. It's _____.



It's _____.






I'm finished.
What time is it?




It's 11:00.







1:00




2:00




3:00




5:00




6:00




7:00



9:00



10:00




11:00




It's my workbook.
I'm coloring.
See. It's page 11.





11

11



12

12



13

13



15

15



16

16



17

17



18

18




19

19



14




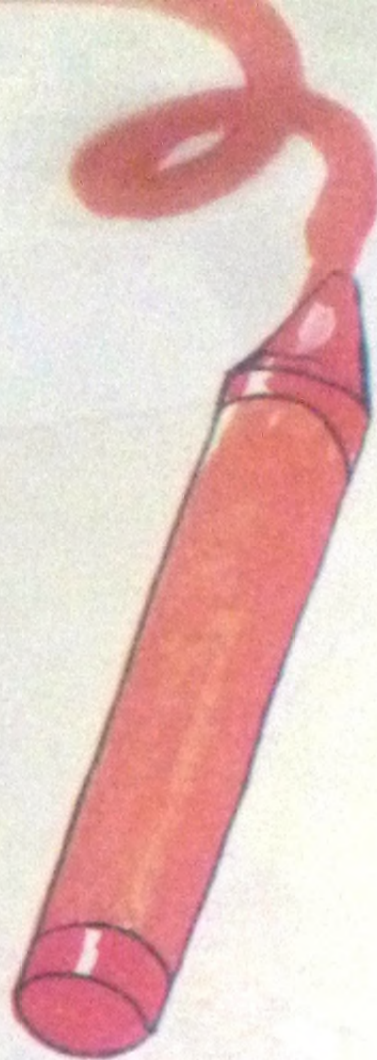
20

What page?



Page _____.

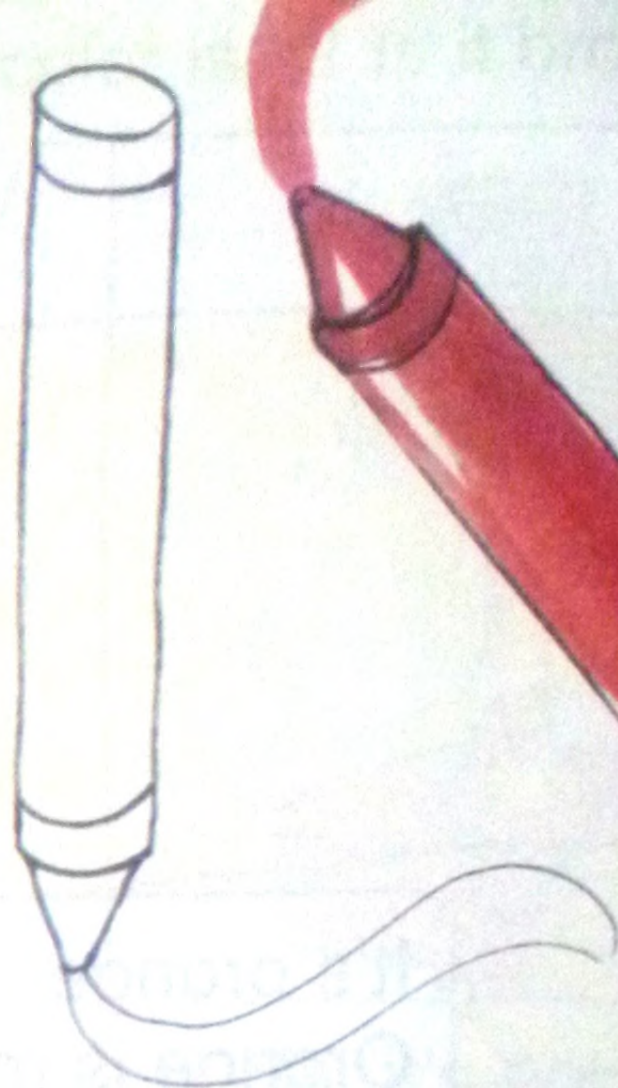




orange



black



white



brown



pink



yellow



red



green



purple



blue

What color is it?




It's _____.



REVIEW
UNIT

1



12



13



14



15




16



17



18



19



20

11	12	13	14	15
16	17	18	19	20

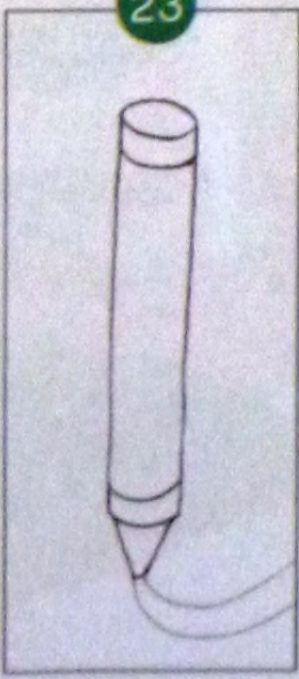
21



22



23



24



25




It's a circle. It's orange.







It's an orange circle.



circle




square



diamond



rectangle



triangle




heart

It's a _____. It's _____.



It's _____.





I'm finished.
What time is it?






It's 11:00.







1:00




2:00




3:00




4:00




5:00




6:00



7:00




8:00



9:00


What time is it?




4:00




It's _____.




8:00



12:00





Time to go!
Clean up this mess!


Pick up the crayons, Julie.
Turn off the TV, Mike.
Go get the keys, Dad.

OK, Mom.





Pick up the crayons.



Turn off the TV.



Go get the keys.



Pick up the toys.




Turn off the light.



Go get the money.


_____ the _____.



Where are we going?

Fasten your seat belts.






We're going to a restaurant and then we're going to the zoo.



a restaurant



a department store



the movies



the zoo



the park



the beach

Where are we going?



We're going to _____.





Yes, they do.
They have french fries.

Do they have french fries?





Do they have pizza?



No, they don't.
They don't have pizza.





french fries



soda pop



pizza



donuts



cheeseburgers



apple juice

Do they have _____?




Yes, they do.
They have _____.




No, they don't.
They don't have _____.



1



2



3




4




5



6



7



8



9



10



11



12



13



14



15




16



17



18



19



20



21



22



23



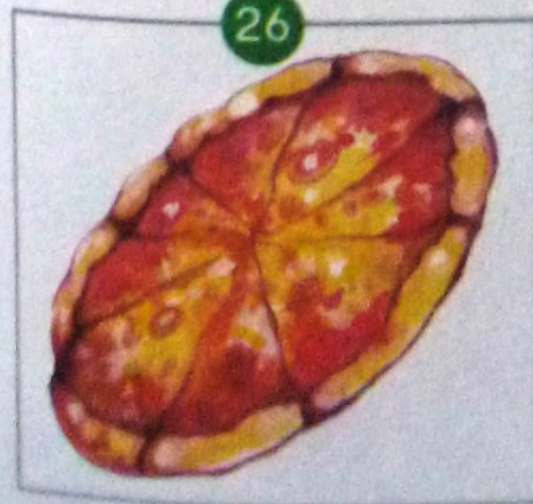
24




25



26




27



28






Tiny Talk

Tiny Talk is a three-level listening and speaking series for preschool and kindergarten children learning English. The series provides a simple but steady development of new language through characters, themes, and situations relevant and appealing to very young students. Songs by Carolyn Graham appear in every lesson.

The three levels are divided into A and B sections. Each section includes a **Student Book**, a **Workbook**, a **Cassette**, **Picture Cards**, and **Wall Charts**. The easy-to-use **Teacher's Book** provides step-by-step lesson plans and a wide variety of games and fun activities. **Puppets** of the main characters attract and hold children's attention throughout the course.

Also available are the *Tiny Talk ABC Workbook* and the *Tiny Talk Songbook*, which features all 60 songs in the series. These components can be used either independently or as supplements to the *Tiny Talk* course.


Student Book 3A	0-19-435170-X	Wall Charts 3A	0-19-435174-2
Workbook 3A	0-19-435171-8	Benny and Sue Puppets	0-19-435374-5
Cassette 3A (American English)	0-19-435172-6	Mike and Julie Puppets	0-19-435391-5
Cassette 3A (British English)	0-19-435938-7	Teacher's Book 3	
Picture Cards 3A	0-19-435173-4	(A and B combined)	0-19-435282-X



Tiny Talk

3A

Work Book



Susan Rivers



Oxford University Press

Tiny **3A** Talk

Workbook



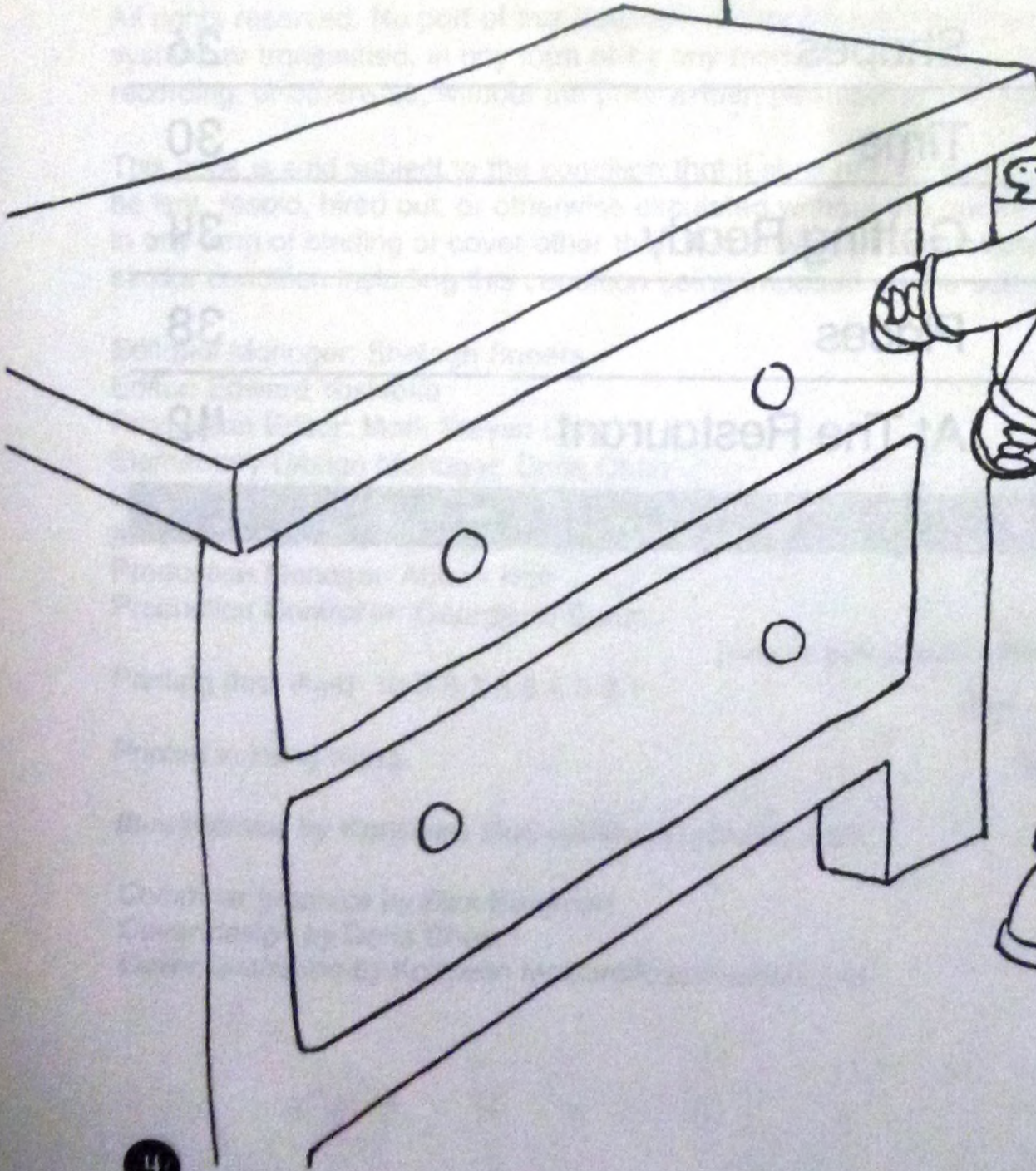
Susan Rivers

Oxford University Press

Table Of Contents

Unit	Theme	Page
1	It's Sunday!	4
2	Our House	8
3	Clothing	12
4	Homework	16
5	More Colors	20
Review Unit 1		24
6	Shapes	26
7	Time	30
8	Getting Ready	34
9	Places	38
10	At The Restaurant	42
Review Unit 2		46

A Color.





B Match.

Sunday

Monday

Tuesday

3

1

2

Wednesday

Thursday

Friday

Saturday


7

4

6




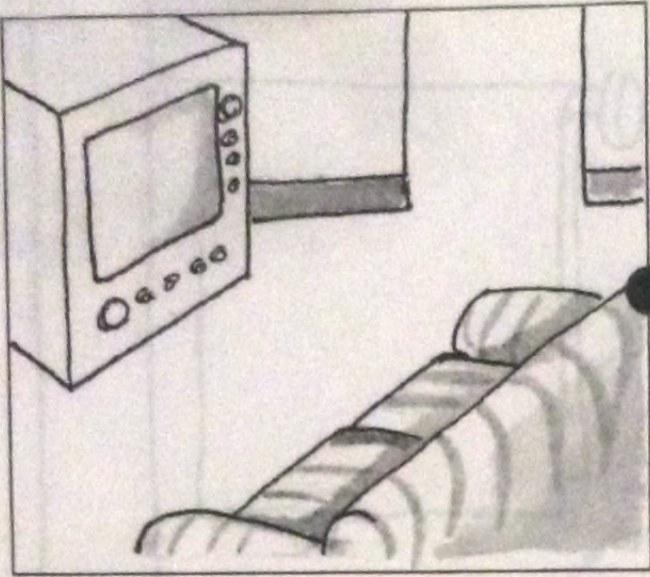
5

A Color.






B Match.



C Where are you, Mike?



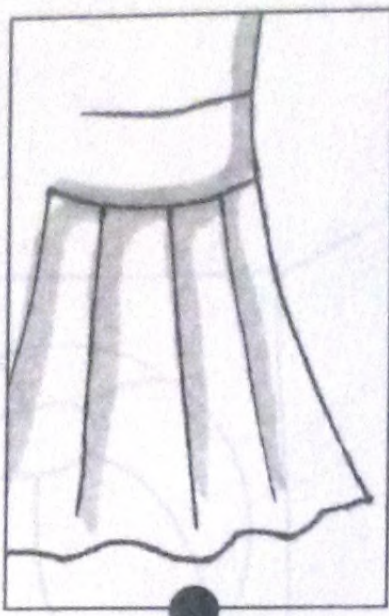
UNIT
3

A Color.









B Match.




C Which is different? Write an X.



A Color.





B Write and match.

11
15
20

13

16

14

19

17


12

18


C Circle and write.



11 15 20




13 18 20



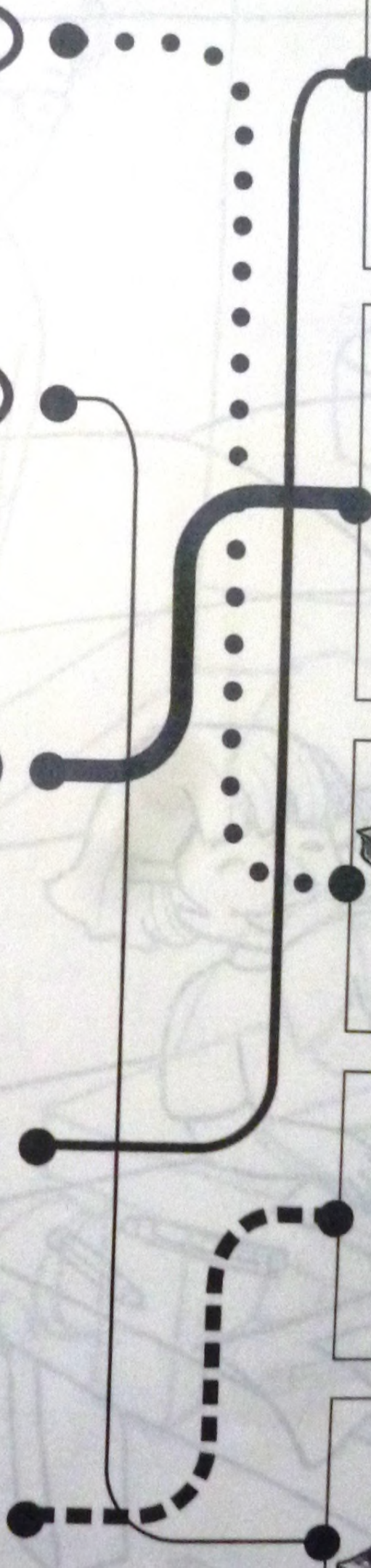

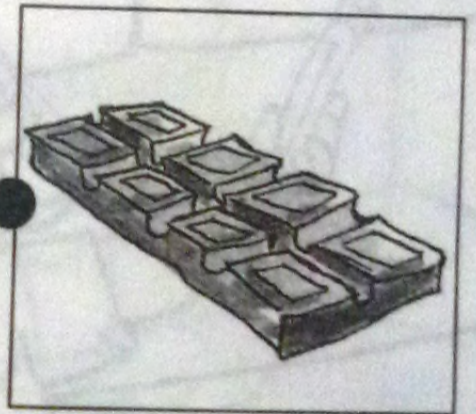



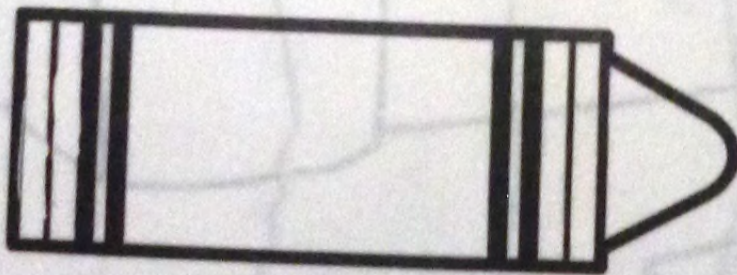


12 15 17

A Color.





B Color.

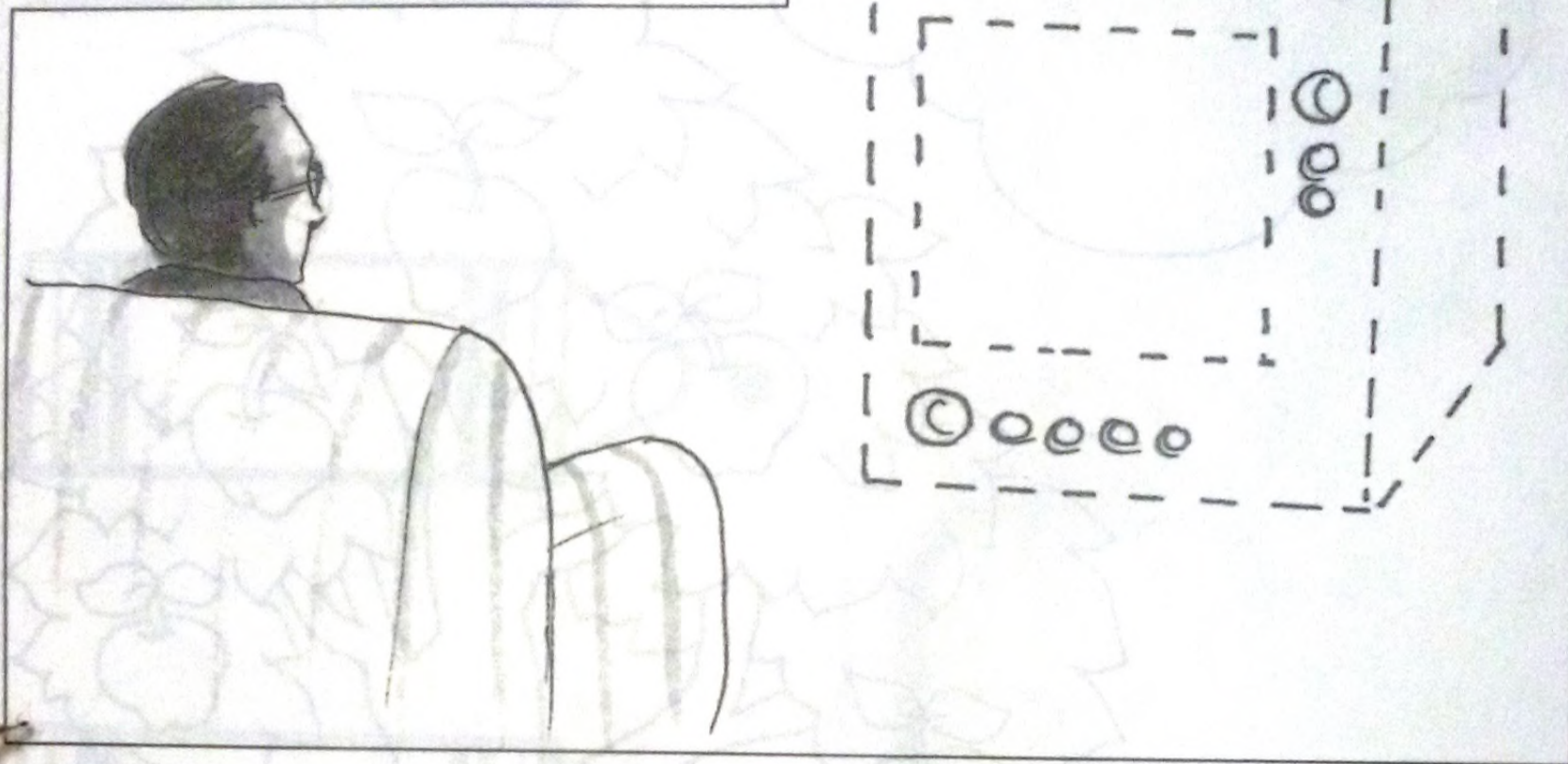


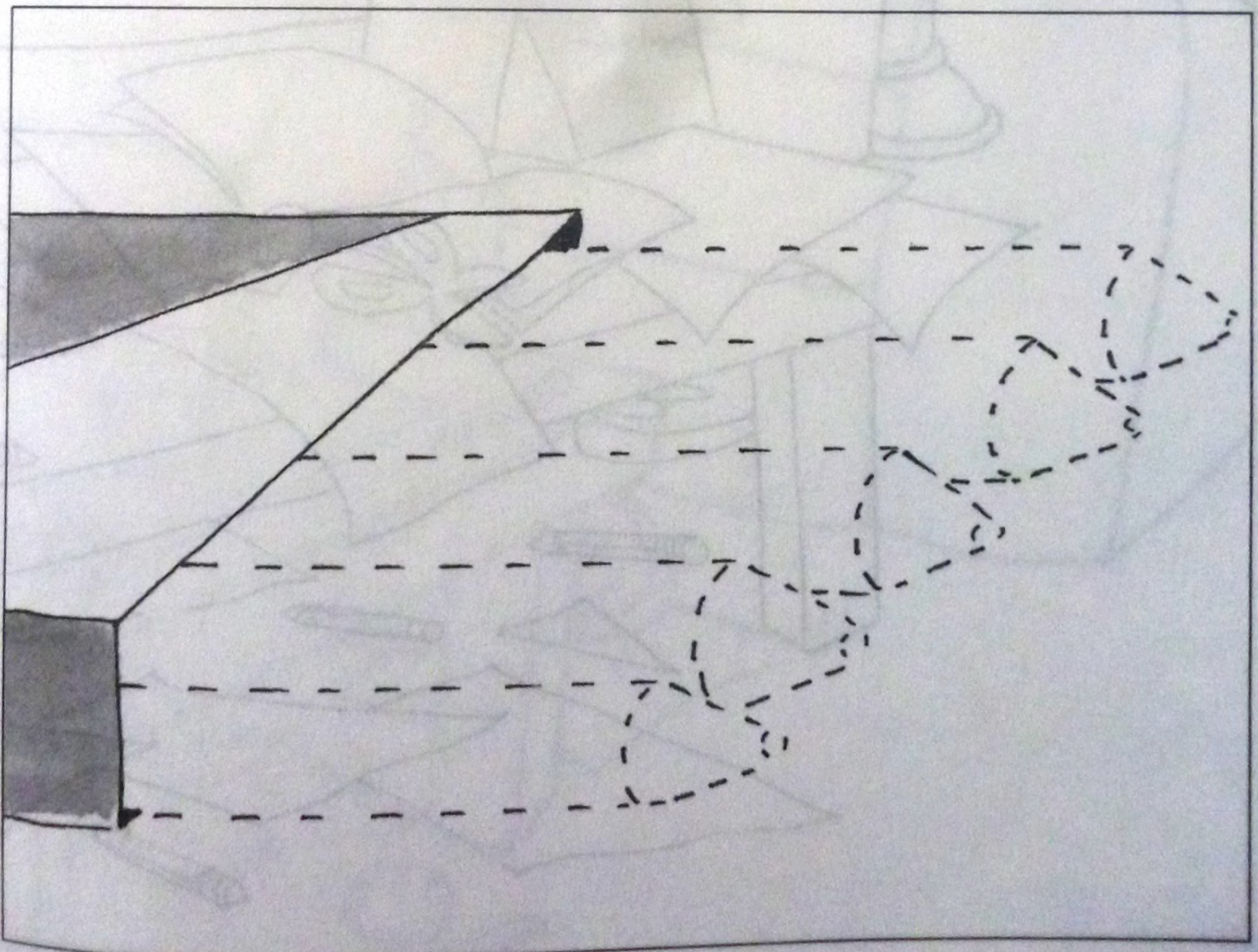
C Color.





Trace and color.







A Color.


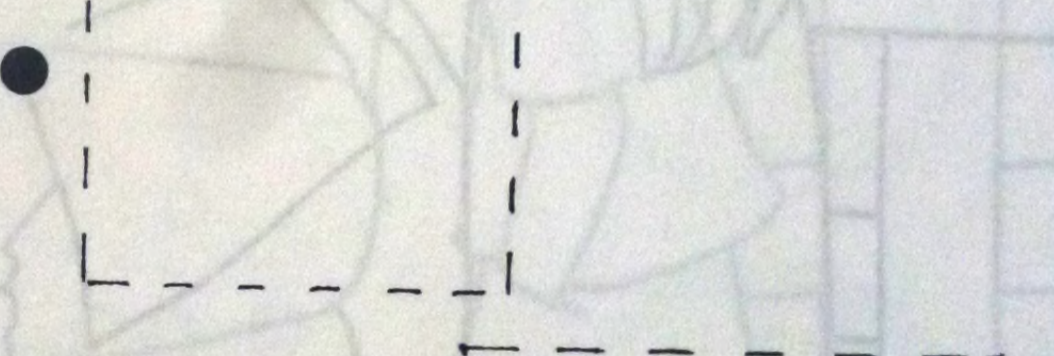
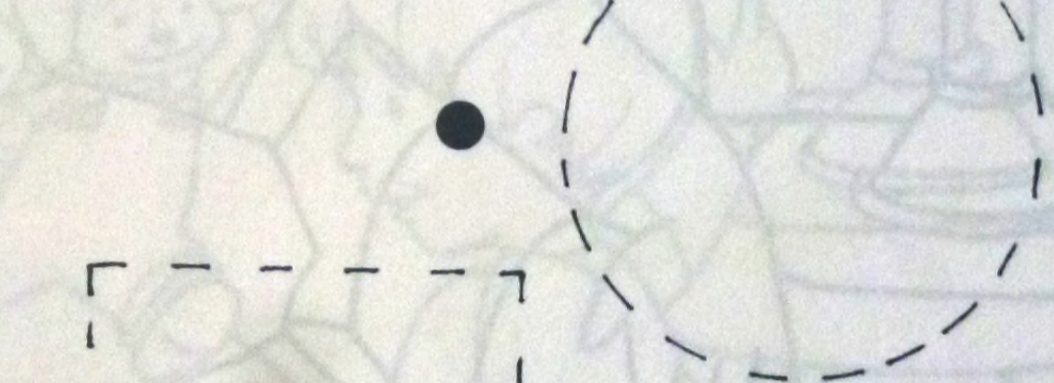



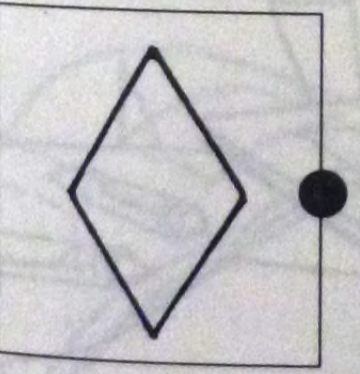
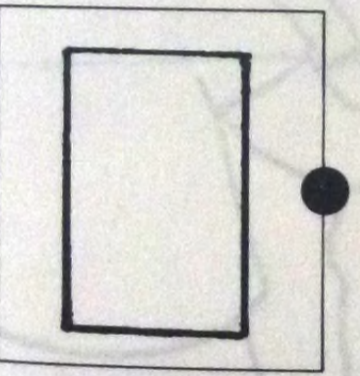
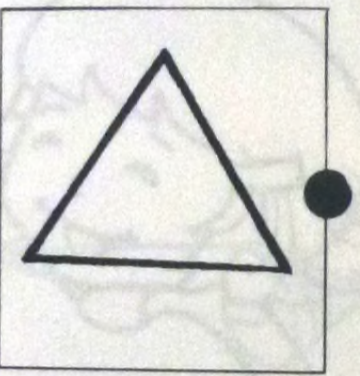
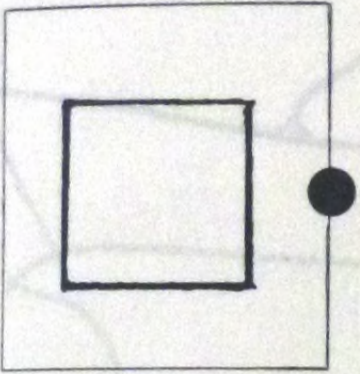
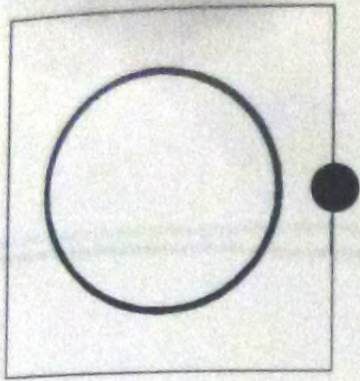




B Find and circle.




C Trace, match, and color.




A Color.

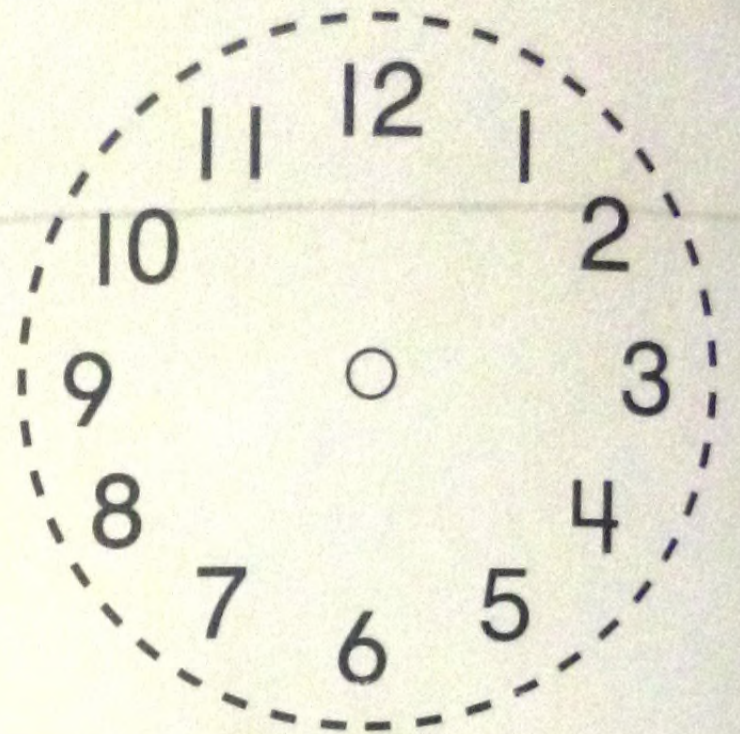




B Trace and draw.



11:00




5:00



9:00

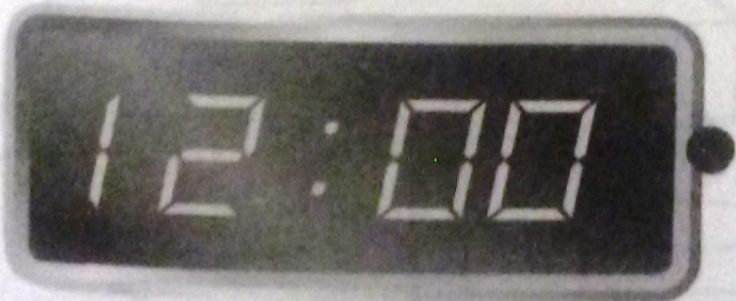
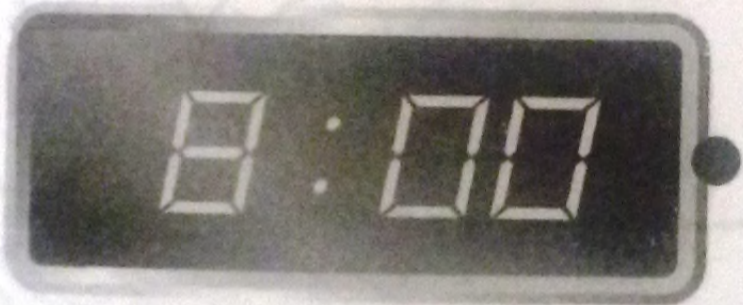
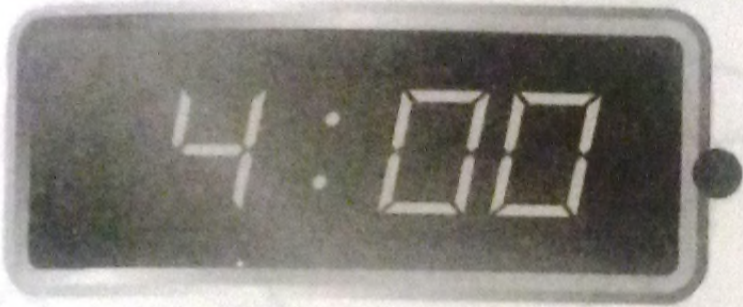


3:00




6:00

C Match.

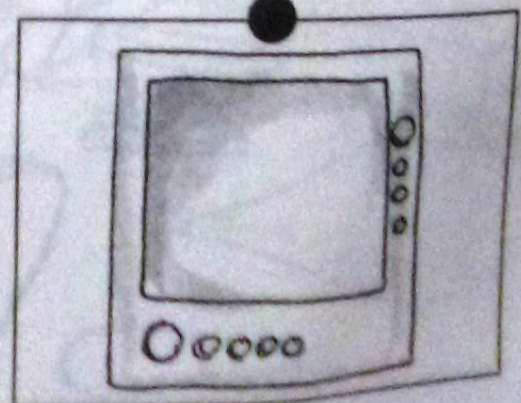





A Color.



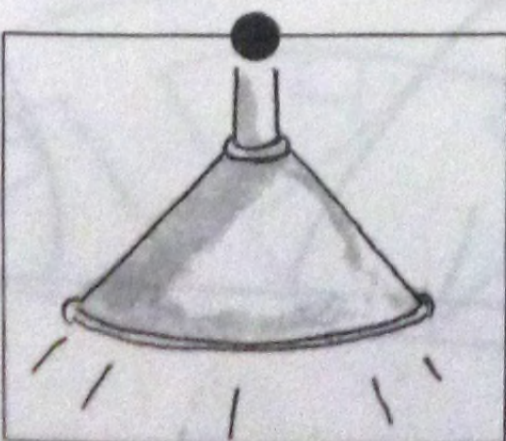






B Look and match.



C Match.




A Color.





B Where are we going?



C Match.







A Color.






B Look and write a ✓ or an X.








A Find and circle.



B Match.





Tiny Talk

Tiny Talk is a three-level listening and speaking series for preschool and kindergarten children learning English. The series provides a simple but steady development of new language through characters, themes, and situations relevant and appealing to very young students. Songs by Carolyn Graham appear in every lesson.

The three levels are divided into A and B sections. Each section includes a **Student Book**, a **Workbook**, a **Cassette**, **Picture Cards**, and **Wall Charts**. The easy-to-use **Teacher's Book** provides step-by-step lesson plans and a wide variety of games and fun activities. **Puppets** of the main characters attract and hold children's attention throughout the course.

Also available are the *Tiny Talk ABC Workbook* and the *Tiny Talk Songbook*, which features all 60 songs in the series. These components can be used either independently or as supplements to the *Tiny Talk* course.

Student Book 3A	0-19-435170-X	Wall Charts 3A	0-19-435174-2
Workbook 3A.....	0-19-435171-8	Benny and Sue Puppets	0-19-435374-5
Cassette 3A (American English)	0-19-435172-6	Mike and Julie Puppets	0-19-435391-5
Cassette 3A (British English)	0-19-435938-7	Teacher's Book 3	
Picture Cards 3A.....	0-19-435173-4	(A and B combined)	0-19-435282-X

