

Time to Talk

21st Century Communication Skills



Beginner

A1

Lesson	Title	Pages	In this lesson:
1	She's a Computer Programmer	4 - 7	Introduce yourself and ask questions about people
2	What Do You Do?	8 - 11	Discuss your daily life
3	What Have You Got?	12 - 15	Talk about your possessions
4	I Like Shopping	16 - 19	Tell people what you like doing in your free time
5 Skills	I Want to Ride a Cable Car	20 - 23	Talk about travel plans
6	Is There a Bank near Here?	24 - 27	Talk about where things are
7	Are There Any Apples?	28 - 31	Talk about food
8	Having a Lovely Time	32 - 35	Write a postcard about a holiday
9	I Need to Buy Some Batteries	36 - 39	Decide what to take on holiday
10 Skills	When We Were Young...	40 - 43	Tell people a story about when you were young
11	Can I Get You Something to Drink?	44 - 47	Ask for things in shops and restaurants
12	It's Cheaper than at Home	48 - 51	Compare places you know
13	How Do I Get to Green Hill?	52 - 55	Tell people how to get to places
14	I Went to India Last Year	56 - 59	Tell your partner about your week
15 Skills	I Really Love It	60 - 63	Tell people about a special object
16	Let's Meet for a Coffee Tomorrow	64 - 67	Decide on a class outing
17	Do You Have a Receipt?	68 - 71	Describe a problem in a shop
18	When We Meet Someone for the First Time...	72 - 75	Say what usually happens in different situations
19	What If You Lose Your Passport?	76 - 79	Discuss problems
20 Skills	Jazz Is Relaxing	80 - 83	Discuss the music you like




























Language		CD Tracks
Function	<i>Asking for and giving personal information</i>	01-03
Grammar	Adverbs of frequency	04
Grammar	Have got for possession	05-07
Grammar	Like and don't like with the -ing form of the verb	08-09
Skills	<i>Extended speaking and vocabulary</i>	-
Grammar	There is/There are + prepositions of place	10-13
Grammar	Countable and uncountable nouns	14-16
Grammar	Present continuous for what is happening around now	17
Grammar	Want and need	18-19
Skills	<i>Extended speaking and vocabulary</i>	20-21
Grammar	Can for requests and asking permission	22-25
Grammar	Comparative and superlative forms of adjectives	26-27
Function	<i>Giving directions by train</i>	28-34
Grammar	Past simple with regular and irregular verbs and time expressions	35-36
Skills	<i>Extended speaking and vocabulary</i>	37-38
Function	<i>Suggesting, accepting, and refusing</i>	39-40
Grammar	Too and not enough with adjectives	41-45
Grammar	Zero conditional	46-47
Grammar	First conditional	48-49
Skills	<i>Extended speaking and vocabulary</i>	-

1 She's a Computer Programmer

Introduction

1 a Work with a partner.

Match the flags with the countries and the countries with the nationalities.

	Country	Nationality
		
		
		
		
		
		
		
		
		

b Close your book. Take turns to say the name of a country. Your partner says the nationality.


















example

In this lesson: **Introduce yourself and ask questions about people**

Function: *Asking for and giving personal information*

2 Work with a partner.

- a Match the places in **Column 1** with the pictures in **Column 2**.
- b Match the pictures in **Column 2** with the jobs in **Column 3**. More than one answer is possible.

Column 1	Column 2	Column 3
		
		
		
		
		
		

c Take turns to talk about the pictures.

example

Listening

3 **Track 01** Listen and write the missing information.

Use words from the box.

4 Work with a partner. Write the missing words below.

Track 02 Listen and check.

Introduce yourself to the class.



Language Focus

5 Work with a partner. Look at the table below.

Match the questions with the answers.

Question	Answer


Practice

6 Write the questions for the answers.

Sounding Natural

7  Track 03 Listen to the nationalities.

How many syllables are there? Write 2, 3 or 4.

8  Track 03 Listen again and copy the pronunciation.

Time to Talk

9 Work with a partner.

a Ask and answer questions about the people in **activities 3** and **4**.

example

b Ask and answer similar questions about other people in the class.

tip

Homework - turn to page 88




2 What Do You Do?

Introduction

1 Work with a partner.

a Match the words in the box with the pictures.



b Ask and answer questions about the people's jobs.

example

2 Work with a partner. Discuss the questions below.

- a Do you know anyone who does the jobs in **activity 1**?
- b What do you do? Do you like it?

Reading

3 Read the magazine article below about Kirsty.

Lives and Styles

WORKING LIVES

Emma Jones interviews **Kirsty Smith** about her working life.

So, Kirsty, what do you do?

I'm an office worker. I work in a company in the city.

What do you like about your job?

The people in the office – they're all really nice!

What don't you like?

I hate going on the train in the morning. It's always very crowded, so I usually stand all the way. I sometimes get a seat, and that's great.

What do you do after work?

I never leave the office on time – I always work late! Sometimes, I go for a drink with friends from work, but not very often - I usually just go home.



4 Work with a partner. Read the article again and write the answers to the questions below.

What's Kirsty's job?

How does Kirsty travel to work?

Does Kirsty like the people in her office?

What does Kirsty do after work?

5 Work with a partner. Find and underline these words in the article in **activity 3**.

sometimes never always often usually

Language Focus

6 We use the words below to say how frequently something happens.

sometimes never always often usually

Write them in the correct place below the green line.

Adverbs of frequency can come **after** the verb **be**.

The weather **is usually** sunny.


Adverbs of frequency can come **before other verbs**.

I **never go** surfing.

Practice

7 Work with a partner. Underline the correct options to complete the sentences.


8 Work with a partner. Find the mistakes in the sentences below. Write the corrected sentences.

 Track 04 Listen and check your answers.

Sounding Natural

9 a  Track 04 Listen again to the sentences in **activity 8**. Mark (●) the stressed words.



b  Track 04 Listen again and copy the pronunciation.

Time to Talk

10 a Read the questions below. Make notes.

• *What do you do?*

• *What time do you start work or studying? Is it the same every day?*

• *What do you usually do every day? What do you sometimes do?*

• *What do you do in the evenings?*

b Work with a partner. Discuss your daily lives.

Try to use the words **sometimes**, **never**, **always**, **often**, and **usually**.

c Tell the class about your partner's answers.


Homework - turn to page 88

3 What Have You Got?

Introduction

1 Work with a partner.

Match the words in the box with the pictures.



Listening

2 **Track 05** Listen to the woman in the photo talking.

Answer the questions.

- a What does she do?
- b What things from **activity 1** are in her bag?

Put a circle (○) or a cross (×) in the table.



	○	
	×	

3 **Track 06** Listen to the man in the photo talking and answer the questions.

- a What does he do?
- b What things from **activity 1** are in his bag? Put a circle (○) or a cross (×) in the table.

4 a Work with a partner. Write the missing words to complete the sentences below.

In my bag? Well, _____ a lot of books and a pencil case. I'm an art student at university. Today _____ als _____ my trainers and basketball with me. I like playing basketball after school. _____ my wallet, but I _____ any money!

b **Track 06** Listen again and check your answers.

Language Focus

We can talk about possessions with **have got** and **haven't got**.

have got

I've got a car. (I've = I have)

She's got three brothers. (She's = She has)

We've got a very nice house. (We've = We have)

haven't got

I haven't got a computer. (haven't = have not)

He hasn't got a sister. (hasn't = has not)

They haven't got a car.

question

Have you got a car?

Yes, I have.

No, I haven't.

Practice

5 Look at the table in **activity 2** again.

Write five sentences about what the woman has got and hasn't got.

6 Look at the table in **activity 2** again.

Write six sentences about what the man in **activity 3** has got and hasn't got.

Sounding Natural

7 **Track 07** Listen to the questions below.

How do we say the 't' in 'got' when we speak naturally?

Have you **got** a car?

Has she **got** a brother?

Have you **got** a computer?

8 **Track 07** Listen again and copy the pronunciation.

Time to Talk

9 What have you got?

a Put a circle (○) or a cross (×) in the **you** column in the table below.

	you	your partner
• <i>Have you got a car?</i>		
• <i>Have you got a bicycle?</i>		
• <i>Have you got a motorbike?</i>		
• <i>Have you got a cat?</i>		
• <i>Have you got an umbrella?</i>		

b Write three more **Have you got** questions.

c Work with a partner. Ask and answer the questions.

Put a circle (○) or a cross (×) in the **your partner** column in the table.

d Tell the class about your partner's answers.

Homework - turn to page 89




4 I Like Shopping

Introduction

1 a Write the words from the box under the free time activities in the pictures.



b Tick (✓) the activities you do.



In this lesson: Tell people what you like doing in your free time

Grammar: Like and don't like with the -ing form of the verb

2 a Work with a partner.


Ask which things in **activity 1** your partner does.

example


b Tell the class about your partner's answers.


example

Listening

3  Track 08 Listen to Alice and Ben talk about their hobbies.

What free time activities in **activity 1** do you hear?

4  Track 08 Listen again and complete the table below.



	Ben	Alice

Language Focus

When we talk about likes and dislikes, we can use the **-ing form** of the verb as a kind of noun (some grammar books call this the **gerund**).

statement

I **like playing** golf.
He **likes watching** TV.

question

Do you **like playing** sports?
Yes, I do. / No, I don't.
Does she **like shopping**?
Yes, she does. / No, she doesn't.

	love	
I	like	
You	quite like	
They	don't mind	+ -ing form of the verb
We	dislike / don't like	
	can't stand	
	hate	

To say how much we like something, we can use:


I hate I can't stand I dislike
I don't like I don't mind I quite like I like I love


Practice

5 Change the words in **bold** and write the corrected sentences.

6 Read your answers to **activity 5**. Change the sentences and make them true for you.

Sounding Natural

7  Track 09 Listen to the questions below. How do we say **do you** when we speak naturally?

8  Track 09 Listen again and copy the pronunciation.

9 Work with a partner.

Practise asking and answering 'do you like' questions with the free time activities in **activity 1**.

Time to Talk

10 a Think about things you do at different times and places.

Make notes about three things you like and three things you don't like doing in each situation.

• <i>At home</i>	• <i>In the evening</i>
• <i>At the weekend</i>	• <i>On holiday</i>

b Work with a partner. Discuss what you like and dislike doing.

Try to say how much you like/don't like doing things.

example

c Tell the class about your partner's answers.

Who likes the same things?





Who dislikes the same things?

Homework - turn to page 89

5 I Want to Ride a Cable Car

Introduction

1 Work with a partner. Match the words with the pictures.



2 Match the words with the cities.

Bangkok

Paris

San Francisco