

CAMBRIDGE



SHAPE IT! 1

IT'S YOUR WORLD
















STUDENT'S BOOK
WITH PRACTICE EXTRA

Claire Thacker
with Melissa Wilson and Daniel Vincent

Better
Learning

CONTENTS

	Vocabulary		Grammar in Action		Reading	
Starter Unit Welcome! p4	Months p4 Cardinal and Ordinal Numbers p4 Colors p4 Classroom Objects p7		Subject Pronouns and Possessive Adjectives p6 Verb <i>To Be</i> p6 Question Words p6 <i>Whose</i> + Possessive Pronouns p8 Imperatives p8		An Online Profile: Welcome to My Life! p5	
Unit 1 What is your family like? p10 	Family Members p11 Describing People p14		 <i>To Have</i> : Affirmative and Negative p13 Possessive 's p13  <i>To Have</i> Questions p15		A Webpage: Meet the Flying Cortes Family p12  An Article: Twins Day p18  Children's Day p18	
Unit Review p20, Finished? p118						
Unit 2 What's your day like? p22 	Daily Routines p23 Free-Time Activities p26		 Simple Present: Affirmative and Negative p25 Adverbs of Frequency p25  Simple Present: Questions p27 <i>Wh-</i> Questions p27		A Profile: A Day in the Life of ... p24  Everyday Math p137	
Unit Review p32, Finished? p119						
Unit 3 How do we learn? p34 	School Subjects p35 Places in a School p38		 <i>Can</i> for Ability and Permission p37  Verb Forms: (<i>Don't</i>) <i>Like</i> , <i>Don't Mind</i> , <i>Love</i> , <i>Hate</i> + <i>-ing</i> p39 Object Pronouns p39		A Webpage: Ballet School p36  A Blog Post: Welcome to My School Day! p42  The School of the Air p42	
Unit Review p44, Finished? p120						
Unit 4 What do you like to eat? p46 	Food and Drink p47 Adjectives p50		 Countable and Uncountable Nouns p49 <i>A/An, Some/Any</i> p49  <i>There Is/Isn't, There Are/Aren't</i> p51 <i>Much/Many, A Lot Of</i> p51		An Article: Time for a Snack p48  Foodscapes p138	
Unit Review p56, Finished? p121						
Unit 5 What's your style? p58 	Clothes p59 Accessories p62		 Present Continuous p61  Simple Present and Present Continuous p63		An Online Diary: Michiko's Mix.com p60  A Magazine Article Interview: Special Days p66  Culture and Fashion p66	
Unit Review p68, Finished? p122						
Unit 6 How can we be athletic? p70 	Sports p71 Sports Verbs p74		 Comparatives p73  Superlatives p75		Online FAQs: Bossaball p72  Fast or Slow? p139	
Unit Review p80, Finished? p123						
Unit 7 Why are animals important? p82 	Animals p83 Adjectives p86		 Simple Past: <i>To Be, There Was/Were</i> p85  Simple Past: Regular and Irregular Verbs p87		Fact Files: Animals with a Difference p84  An Article: The Girl and the Golden Eagle p90  Helpers with Hooves p90	
Unit Review p92, Finished? p124						
Unit 8 What did you find? p94 	Places in Town p95 Personal Possessions p98		 Simple Past: Questions p97  Simple Past: <i>Wh-</i> Questions p99		An Online Travel Article: Lost Treasures p96  The Lascaux Cave Paintings p140	
Unit Review p104, Finished? p125						
Unit 9 What makes a great vacation? p106 	Outdoor Life p107 Vacations p110		 Future with <i>Will/Won't</i> p109  Present Continuous for Future p111 <i>Be Going To</i> p111		A Pamphlet: Wild Weekend p108  A Webpage: Your Guide to American Summer Camps p114  A Summer Camp in ... p114	
Unit Review p116, Finished? p126						
Vocabulary Bank p127-136 CLIL p137-140 Pronunciation p141-142 Irregular Verbs p143						

Listening	Speaking and Pronunciation	Writing	Project	Learn to Learn 
A Talk p7		An Informal Letter p9		Learning Numbers Together p4 Recording Vocabulary p7
A Conversation p14	Calling a Friend p16  Everyday English p16 Pronunciation: /h/ p141	An Informal Email p17	Culture Project: A Poster  Teacher's Resource Bank	Making Connections (1) p11 Drawing Pictures p14 Increasing Your Vocabulary p19 Learn to ... Organize Your Notebook p21
Street Interviews p26	An Interview p28  Everyday English p28 Pronunciation: /s/, /z/, and /z/ p141	An Article p29	Math Project: A Class Survey p30 How to Present Survey Results p30	Word Partners (1) p23 Word Partners (2) p26 Learn to ... Work in Pairs p33
A Radio Show p38	Asking for Help p40  Everyday English p40 Pronunciation: <i>Can</i> p141	A Description of My Ideal School p41	Culture Project: A Haiku  Teacher's Resource Bank	Recognizing Cognates p35 Making a Spidergram p38 Understanding New Words from Context p43 Learn to ... Use Flashcards p45
A Quiz p50	Ordering Food and Drink p52  Everyday English p52 Pronunciation: Word Stress p141	A Description of My Favorite Food p53	Art Project: Design a Food Truck p54 How to Evaluate a Design p54	Personalizing Vocabulary p47 True or False Sentences p50 Learn to ... Play Vocabulary Games p57
An Interview p62	Buying Clothes or Accessories p64  Everyday English p64 Pronunciation: <i>-ing</i> p142	A Description of a Photo p65	Culture Project: A Lookbook  Teacher's Resource Bank	Making a Picture Dictionary p59 Listening for the General Idea p62 Making Connections (2) p67 Learn to ... Guess the Meaning of Words p69
A Conversation p74	Buying Tickets Online p76  Everyday English p76 Pronunciation: <i>-er</i> p142	A Profile of an Athlete p77	PE Project: An Information Pamphlet p78 How to Design a Pamphlet p78	Saying Collocations Out Loud p71 Remembering Vocabulary Sets p74 Learn to ... Write Example Sentences p81
A Podcast p86	Talk About a Field Trip p88  Everyday English p88 Pronunciation: /t/, /d/, and /d/ p142	An Article p89	Culture Project: A Scrapbook  Teacher's Resource Bank	Word Categories p83 Preparing to Listen p86 Noun and Verb Forms p91 Learn to ... Use Mind Maps p93
A Radio Interview p98	Losing Things p100  Everyday English p100 Pronunciation: Intonation in Yes/No Questions p142	A Blog Post p101	History Project: An Interview p102 How to Do a Recorded Interview p102	Compound Nouns p95 Using Photos to Predict Content p98 Learn to ... Improve Your Writing p105
A Conversation p110	Making Suggestions and Responding p112  Everyday English p112 Pronunciation: <i>Going To</i> p142	An Email p113	Culture Project: A Webpage  Teacher's Resource Bank	Collocations p107 Personalizing Spidergrams p110 Using Place Names to Find out Background Information p115 Learn to ... Make an Action Plan p117

STARTER

WELCOME!

VOCABULARY

Months



- 1** Put the months in the correct order. Then listen, check, and repeat.

April	<input type="checkbox"/>	January	<input type="checkbox"/>	May	<input type="checkbox"/>
August	<input type="checkbox"/>	June	<input type="checkbox"/>	November	<input type="checkbox"/>
December	<input type="checkbox"/>	July	<input type="checkbox"/>	October	<input type="checkbox"/>
February	<input type="checkbox"/>	March	<input type="checkbox"/>	September	<input type="checkbox"/>

Get It Right!

In English, months and days of the week start with a capital letter. Is it the same in your language?

- 2** Complete the sentences. Compare with a partner.

- This month is _____.
- My birthday is in _____.

Cardinal and Ordinal Numbers

- 3** Write the numbers.

- the number of letters in my name _____
- the date today _____
- the number of people in my house _____

LEARN TO LEARN

Learning Numbers Together

Learn and practice cardinal and ordinal numbers together.

23 – twenty-three, 23rd – twenty-third



- 4** Listen. Circle the numbers you hear.

- a 17 b 70
- a 13 b 30
- a 12th b 20th
- a 51st b 61st

Use It!

- 5** Take turns saying a cardinal number. Your partner says the ordinal number.



- 6** Listen and complete the sentences with the date.

- Laura's birthday is July 24.
- Omar's birthday is _____.
- Bella's birthday is _____.
- Nico's birthday is _____.



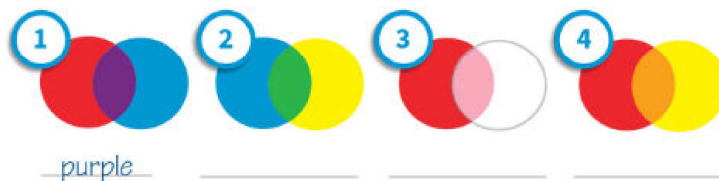
- 7** Complete the sentences. Then tell your partner.

- My birthday is _____.
- Today is _____.

Colors



- 8** Add the colors and write the new color. Listen, check, and repeat.



- 9** Do the quiz with a partner. Circle the correct answer. Then listen and check.

THE GREAT BIG NUMBER QUIZ

- The number of countries in the world is ...
a 195 b 100 c 95
- ... million people speak English as their first language.
a 3 b 36 c 360
- There are ... seconds in a year.
a 36,536,000 b 31,536,000 c 35,636,000
- ... million people have the same birthday as you.
a 19 b 6 c 10

READING

An Online Profile

1 Look at the photos. Where do you think Diana and Thiago are from? Read the profiles quickly and check your answers.

2 Read the profiles again. Are the sentences *T* (true) or *F* (false)?

- Diana is from Granada. T
- Miranda is Turkish.
- Diana's favorite place is her bedroom.
- Thiago is from São Paulo.
- Thiago's favorite color is blue.
- Thiago is good at soccer.

3 Find nationalities in the profiles to match the countries.

- Spain Spanish
- Mexico
- Turkey
- Brazil
- the U.S.A.

4 Complete the chart with the countries and nationalities.

Flag	Country	Nationality
	Australia	¹ <u>Australian</u>
	² <u> </u>	Canadian
	China	³ <u> </u>
	⁴ <u> </u>	German
	Poland	⁵ <u> </u>
	the UK	⁶ <u> </u>

Voice It!

5 Complete the sentences with your ideas. Compare with a partner.


- Diana's bedroom is because .
- Thiago's favorite colors are yellow and green because .

Welcome to My Life!

Home Profile Photos Events

Hi! My name's Diana. I'm from Granada in Spain. I'm 13 years old.


In this photo, I'm with Miranda and Suki. They're my best friends. They aren't Spanish. Miranda's Mexican and Suki's Turkish. My birthday is March 9. When is your birthday? My favorite color is blue. My favorite place is my bedroom. Guess what color it is! My dream is to be a singer like Rihanna. She's incredible! 😊 Are you a good singer? What's your name? How old are you? Let me know! 😊



DIANA

Home Profile Photos Events

Hello! My name's Thiago. I'm from Brasília. It's the capital of Brazil. I'm Brazilian. I'm 14. I'm with Bruno and Victor in this photo. They're my best friends. We're in the same grade in an American school, but I'm not in their class. My favorite colors are yellow and green. Can you guess why? My favorite number is 10. My dream is to be a soccer player like Neymar Júnior. He's amazing! I'm good, too! 😊 Are you a soccer fan? What's your name? Where are you from? Write soon!



THIAGO

GRAMMAR IN ACTION

Subject Pronouns and Possessive Adjectives



Watch video S.1
Where is Isabella from?
What is Martine's dream?

Subject Pronouns	Possessive Adjectives	Subject Pronouns	Possessive Adjectives
I	1 _____	it	its
you	2 _____	we	our
he	his	they	their
she	her		

1 Complete the examples in the chart above. Use the profiles on page 5 to help you.

2 Circle the correct words.

- Alana is my / I best friend.
- Our / We aren't from Brazil. Our / We're from Spain.
- Her / She name is Luna. Her / She's 13.
- Their / They names are Kit and Bella. Their / They aren't British.

Verb To Be

Affirmative	I'm <u>am</u> (am) from Granada. She ² _____ (is) incredible! He ³ _____ (is) amazing! We ⁴ _____ (are) in the same grade. They ⁵ _____ (are) my best friends.
Negative	They ⁶ _____ Spanish. Miranda isn't Turkish. I ⁷ _____ in their class.
Questions and short answers	How old ⁸ _____ you? ⁹ _____ you a soccer fan? Yes, I am . / No, I'm not . Is Thiago 12? Yes, he is . / No, he isn't . Are Bruno and Victor Brazilian? Yes, they are . / No, they aren't .

3 Complete the examples in the chart above. Use the profiles on page 5 to help you.

4 Complete the profile with the correct form of to be. Guess the person. Listen and check.

His birthday ¹ is (✓) March 1.
He ² _____ (x) American.
He ³ _____ (✓) Canadian. My favorite songs ⁴ _____ (✓) *Boyfriend* and *Sorry*.
⁵ _____ (?) he your favorite singer?

5 Write questions with the verb to be.

- you / 12? Are you 12?
- you / from / Quito? _____
- your best friends / in your class? _____
- your teacher / American? _____
- today / June 19? _____

Use It!

6 Ask and answer the questions in Exercise 5.

Question Words

7 Match the question words with their functions.

- | | |
|-----------|------------------|
| 1 What | a age |
| 2 Where | b people |
| 3 When | c places |
| 4 How old | d things |
| 5 Who | e time and dates |

8 Complete the questions with is or are.

- Where are you from?
- How old _____ you?
- When _____ your birthday?
- Who _____ your best friend?
- What _____ your favorite color?

Use It!

9 Ask and answer the questions in Exercise 8.

VOCABULARY AND LISTENING

Classroom Objects



- 1** Match the words in the box with the objects 1–12 in the picture. Listen, check, and repeat.

board	<input type="checkbox"/> 1	desk	<input type="checkbox"/>	notebook	<input type="checkbox"/>	poster	<input type="checkbox"/>
calculator	<input type="checkbox"/>	dictionary	<input type="checkbox"/>	pen	<input type="checkbox"/>	ruler	<input type="checkbox"/>
chair	<input type="checkbox"/>	door	<input type="checkbox"/>	pencil	<input type="checkbox"/>	window	<input type="checkbox"/>

A Talk

- 4** Listen and **circle** the correct answer.

Stefan is ...
a a teacher. b a student.

- 5** Listen again. **Circle** the correct answer.

- 1 Stefan is in *seventh* / *tenth* grade.
2 Stefan *is* / *isn't* a friendly person.
3 It's the students' *first* / *second* day at the school.
4 At the end, Luiza *is* / *isn't* in the classroom.

Use It!

- 6** Answer the questions with a partner.
- What classroom objects are on your desk?
 - What is in your bag?

LEARN TO LEARN

Recording Vocabulary

Divide the pages in your notebook to record new vocabulary. Write a translation and draw a picture to help you remember the words.

Classroom Objects	Translation	Picture

- 2** Organize your notebook and write new vocabulary from this unit.

- 3** Test a partner. Say a word in your language. Your partner says it in English. Can you remember all the new words?

GRAMMAR IN ACTION

Whose + Possessive Pronouns



Watch video S.2
What color is Mia's pen?
What classroom objects are there?

Whose ... ?	Possessive Pronouns
Whose dictionary is this?	It's mine .
	It's yours .
	It's his .
	It's hers .
	It's ours .
	It's theirs .
This, That, These, Those	
 This is my pencil.	 That is my calculator.
 These are my notebooks.	 Those are my pens.

1 Look at the chart above. Complete the second sentence with a possessive pronoun.

- It's your pencil. It's yours.
- That's his notebook. That's _____.
- This desk is my desk. This desk is _____.
- Those are our chairs. Those are _____.
- Is this your calculator? Is this _____?
- Are these her pens? Are these _____?

2
S.10

Write the questions. Then listen and match the questions with the answers.

1 book / whose / this / is

Whose book is this?

b

2 posters / those / are / whose

3 are / pens / whose / these

4 that / ruler / whose / is

a It's his.

b It's mine.

c They're hers.

d They're ours.

Imperatives

Close the door!

Don't be late!

3 Look at the chart above. Which sentence is positive (✓)?

4
S.11

Complete the instructions with the verbs in the box. Listen and check.

don't forget ~~don't write~~ listen to use write

1 Don't write on the desks!

2 _____ new words in your notebook!

3 _____ to bring your pen!

4 _____ your teacher!

5 _____ a dictionary!

5
S.12

Listen and follow the instructions.

Use It!

6 Take turns giving your partner instructions. Use classroom objects or your own ideas.

Pick up your pen!

Write your birthday!

WRITING

An Informal Letter

1 Read Gloria's letter. Who is Mrs. Weston?

1022 Conrad Street
San Francisco, CA 94131

September 16

Dear Mrs. Weston,

- 1 ☐ My name is Gloria Rodriguez **and** I'm 13. I'm from Ottawa in Canada. I'm Canadian.
 - 2 ☐ I'm a student at the International School. It's my first day in this school. I'm happy! I'm in class 7A. That's your class!
 - 3 ☐ The students here are from all over the world. My best friends are Marco **and** Leona. They're in my class. They aren't Canadian like me. Marco is Italian **and** Leona is German.
 - 4 ☐ My favorite color is pink **and** my favorite place is my English classroom. My dream is to be a teacher – just like you!
- Best wishes,
Gloria

3 Read Gloria's letter again. Which information isn't in the letter? _____

age birthday country dream
favorite color and place name
names of her best friends nationality

4 Look at the *Useful Language* box and complete the information with words from Gloria's letter.

Useful Language

To start: ¹ _____ + Mr. (man) or Mrs./Ms. (woman) + person's surname

To end: *Sincerely*, or ² _____

To join two ideas in one sentence: ³ _____

5 Join the sentences with **and**.

- 1 My name is Hugo. I'm 13 years old.

- 2 I'm Japanese. I'm from Tokyo.

- 3 My favorite number is 15. My favorite color is red.

PLAN

6 Write an informal letter. Decide what information to include in each paragraph. Use the information in Exercise 2 to help you.

WRITE

7 Write your letter. Remember to include four paragraphs, the address and date, and expressions from the *Useful Language* box.

CHECK

8 Do you ...

- introduce yourself and give your name, age, and nationality?
- give information about your friends and your favorite things?
- use **and** to join ideas?

2 Match topics a–d with paragraphs 1–4.

- a information about your favorite things
- b information about you
- c information about your friends
- d information about your school

1

What is your family like?

LEARNING OUTCOMES

I can ...

- understand texts about families and a festival
- call a friend
- write an email
- understand how to use *to have*; possessive 's; questions with *How many ... ?*
- talk about families and describe people
- draw pictures to remember words and increase vocabulary; organize my notebook



Start It!

- 1 Look at the photo. What kind of family is this?
- 2 Before you watch, how are families different?
- 3 Where are Laura and Andrés from? Watch and check.
- 4 Which is your favorite family? Why?



Watch video 1.1



Grammar in
Action 1.2

p13



Grammar in
Action 1.3

p15



Everyday
English 1.4

p16



Globetrotters
1.5

p18

VOCABULARY

Family Members



- 1** Look at Beth's family tree. Match nine words in the box with the people a-i. Then listen and check.

aunt	<input type="checkbox"/>	grandma	<input type="checkbox"/>	niece	<input type="checkbox"/>
brother	<input type="checkbox"/>	grandpa	<input checked="" type="checkbox"/> a	sister	<input type="checkbox"/>
cousin	<input type="checkbox"/>	grandson	<input type="checkbox"/>	son	<input type="checkbox"/>
dad	<input type="checkbox"/>	husband	<input type="checkbox"/>	uncle	<input type="checkbox"/>
daughter	<input type="checkbox"/>	mom	<input type="checkbox"/>	wife	<input type="checkbox"/>
granddaughter	<input type="checkbox"/>	nephew	<input type="checkbox"/>		

- 2** Look again at Beth's family tree. Complete the answers with words from Exercise 1. Then listen, check, and repeat.

- Andy + Sara = husband and wife
- Lizzie + Olga = mom and _____
- Amanda + Theo = grandma and _____
- Ryan + Beth = _____ and _____
- Lizzie + Theo = _____ and _____
- Theo + Beth = _____ and _____

- 3** Complete the lists with the family words in Exercise 1.

Male: brother

Female: _____

Both male and female: _____

LEARN TO LEARN

Making Connections (1)

Think of examples from your own life to help you remember new words.

- 4** Draw your family tree in your notebook. Use Beth's family tree to help you.

- 5** Don't show your family tree. Take turns saying the name of a person in your family. Can your partner guess who they are?

Carlos. Is he your brother? No, he isn't. Try again.

Use It!

- 6** Imagine you are a famous person. Write sentences to describe your family. Tell your partner. Can they guess who you are?

I'm British. My brother is Harry. My wife is Kate. My children are George, Charlotte, and Louis.

Are you Prince William? Yes, I am.

Explore It!

Guess the correct answer.

A Canadian woman, Vera Sommerfeld, is a great-great-great grandma. There are ... generations in her family.

a two b four c six

Find another interesting family fact. Then write a question for your partner to answer.



READING

A Webpage

1 Tell your partner two things you know about the circus and two things you want to know about the topic.

2 Read the webpage. What is it about?

- 1 a visit to the circus
- 2 life in a circus family
- 3 a circus school

MEET THE *Flying* CORTES FAMILY

Ysabella Wallenda-Cortes isn't from a typical family. She's from a circus family. Ysabella is a trapeze artist like her parents. Her parents' names are Robinson and Alida. She has two brothers, Lukas and Tomas, but she doesn't have any sisters.

Ysabella's uncle and aunt are in the circus, too. Her uncle Alex is her dad's brother and he's an acrobat and a trapeze artist. Her aunt Aurelia is her mom's sister and she's one of Ysabella's teachers. Her grandparents, Olinka and Tino, are also part of the circus. Olinka isn't a performer anymore. Her job is to help the rest of the family. Tino is in his 60s, but he's still a tightrope walker. Lukas and Tomas don't have jobs in the circus ... yet!

Where is home? They have two homes – one in the U.S.A. and a mobile home. The mobile home is also a school during tours. Imagine a school on wheels!



3 Find words in the webpage to match the photos.

a trapeze artist

b

c

d

4 Read the webpage again. Complete the sentences with the correct family words.

Ysabella's ...

- 1 parents are trapeze artists.
- 2 _____ is an acrobat and a trapeze artist.
- 3 _____ is a circus teacher.
- 4 _____ aren't circus performers yet.

5 Correct the sentences.

- 1 Ysabella is a tightrope walker.
Ysabella isn't a tightrope walker.
She's a trapeze artist.
- 2 Robinson and Alida are brother and sister.

- 3 Lukas and Tomas are cousins.

- 4 Alida and Aurelia are friends.

Voice It!

6 Discuss the questions.

- 1 What do you think is a typical family?
- 2 Is family life in the circus like your family life? Why / Why not?
- 3 What are the good and bad things about life in the circus?

Finished? p118 Ex. 1

GRAMMAR IN ACTION

To Have: Affirmative and Negative



Watch video 1.2
True or false?
Tess has two brothers.
Marco has a big family.

	I/You/We/They	He/She/It
+	They have two homes.	Ysabella ² <u>has</u> two brothers.
-	Lukas and Tomas do not (don't) ¹ _____ jobs in the circus.	She does ³ _____ (doesn't) have any sisters.

1 Complete the examples in the chart above. Use the webpage on page 12 to help you.

2 Circle the correct form of *to have*. Then listen and check.



This Week's Circus Stars!

Bibi and Bichu Tesfamariam are brothers, and they are incredible jugglers. They ¹ has / have a circus school in Ethiopia. It ² has / have 150 students. They ³ has / have their own circus, too! It's called Circus Abyssinia, and it ⁴ has / have some amazing Ethiopian acrobats. We think Bibi and Bichu ⁵ has / have a great future!

3 Complete the sentences with the correct form of *to have*. Then check your answers in the webpage on page 12.

- Ysabella has a job in the circus.
- Lukas and Tomas _____ a sister in the circus.
- Alida and Robinson _____ three children.
- Tino _____ a job in the circus.
- Robinson doesn't _____ a sister in the circus.

Get It Right!

Use **have** after **don't** and **doesn't**.

He doesn't have a job. NOT He doesn't has a job.

Possessive 's

Alex is her dad's brother.

Her parents' names are Robinson and Alida.

4 Look at the chart above. Complete the sentences. Use the words in parentheses with 's or s'.

- Aurelia's niece is Ysabella. (Aurelia)
- Alida is _____ wife. (Robinson)
- _____ names are Ysabella, Alex, Robinson, and Alida. (the trapeze artists)
- _____ grandparents are Olinka and Tino. (Ysabella)
- Aurelia is _____ sister. (Alida)

Use It!

5 Write true and false sentences with 's or s' and the correct form of *to have*. Use the ideas below or your own ideas.

My _____'s name _____.
_____ has _____.
My _____s' house _____.
_____ have _____.
My sister's classroom _____.
I don't have _____.

My grandparents' house is pink. They have a big backyard.

6 Take turns saying your sentences. Can your partner guess the false sentences?

My mom's name is Sandra. She has two sisters.

False! Your mom's name is Emma.

Finished? p118 Ex. 2

VOCABULARY AND LISTENING

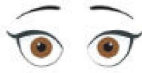




Describing People



1.05

1 Complete the chart with the words for describing people in the box. Listen, check, and repeat.

beard blond brown (x2) freckles
glasses gray (x2) long mustache
red short (x2) tall wavy

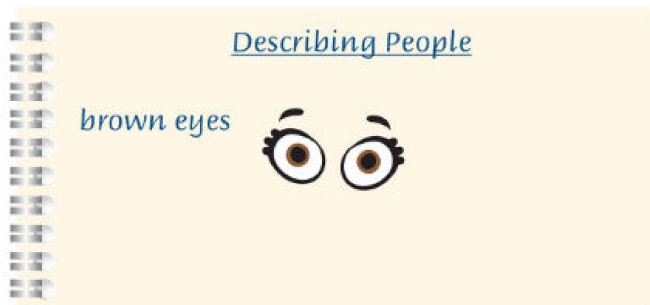
Eyes		<u>brown</u>	
Hair			
Hair Color			
Height			
Other Features			

LEARN TO LEARN

Drawing Pictures

Drawing pictures can help you remember new words.

2 Draw pictures of the words in Exercise 1.



3 Cover the words and show your pictures to a partner. Can they guess the correct words?



Get It Right!

Adjectives go before nouns in English.

brown eyes NOT *eyes brown*



Use It!

4 Describe the people. Use words from Exercise 1.



5 Work in pairs. Take turns describing members of your family. Can your partner guess who they are?

He's tall. He has short brown hair.

Is it your dad?

Yes, it is. / No, it isn't.

A Conversation

1.06

6 Look at the photo and listen. Who is the actor?



1.06

7 **EXAM** Listen again. Circle the correct answers.

The actor ...

1 is **A** American. **B** Australian. **C** Austrian.

2 has **A** green eyes. **B** blue eyes.

C brown eyes.

3 has **A** one brother. **B** two brothers.

C three brothers.

4 has **A** a Spanish wife. **B** a British wife.

C A Polish wife.

5 has **A** two daughters. **B** two sons.

C two children.

GRAMMAR IN ACTION

To Have Questions



Watch video 1.3
Does Rafael have blue eyes?
Does he have short black hair?

?	Do they ¹ <u>have</u> any children?	Does he have blue eyes?
+	Yes, they ² _____.	Yes, he does .
-	No, they don't .	No, he ⁴ _____.
?	How many pets do they ³ _____?	How many sisters ⁵ _____ he have ?

Pronunciation p141

1 Complete the examples in the chart above.

2 Write the questions and answers about the famous people in the quiz below. Then circle the correct answer, a or b. Listen and check.

THIS WEEK'S *star* INTERVIEW

1 How many / brothers and sisters / Daniel Radcliffe?


How many brothers and sisters does Daniel Radcliffe have?

a one brother

He has one brother.

(b) (X) brothers or sisters

He doesn't have any brothers or sisters.



2 Scarlett Johansson / a brother?

a yes - a twin brother

b no - a twin sister

3 Mila Kunis / green eyes?

a no - blue eyes

b no - one green eye and one brown eye

Get It Right!

Remember **Do** and **Does** in questions with **have**.

Does she have blue eyes? **NOT** Has she blue eyes?

3 Work in pairs. Write three questions like the ones in Exercise 2 about famous people. Ask another pair. Can they guess the answer?

- _____
- _____
- _____

Use It!

4 Write a class quiz. Write questions with the correct form of *to have*.

1 brown eyes

2 a twin brother or sister

3 a pet

4 a phone

5 a niece or nephew

5 Ask the people in your class your quiz questions. Write down their answers.

Do you have brown eyes?

Yes, I do.

No, I don't. I have gray eyes.

6 Compare your answers with your classmates. What is interesting or surprising?


Finished? p118 Ex. 3

SPEAKING

Calling a Friend



LILY



EVAN



- 1** Listen to the conversation.
Who is Jack?

LILY ¹ Hey, Evan.
EVAN Hi, Lily. Are you alright? ² _____?
LILY OK, thanks. ³ _____?
EVAN ⁴ _____, thanks. So, how's school?
LILY It's good.
EVAN Do you have any new friends?
LILY Yes, I do. I have one new friend.
His name's Jack.
EVAN Cool! There's a new boy in my class. His
name's Jack, too.
LILY Does he have wavy black hair and blue eyes?
EVAN Yes, he does. That's funny! Maybe it's the
same boy. Imagine if it is!
LILY That's so not funny, Evan!
EVAN Gotta go! ⁵ _____!
LILY OK. ⁶ _____.

- 2** Complete the conversation with the phrases
from the *Useful Language* box. Then listen
and check.

Useful Language

Bye! Hey, (Evan). How's it going?
OK/Fine, thanks. You? See you later.

- 3** Look at the *Everyday English* box. Find and
underline the phrases in the conversation.



Watch video 1.4 Everyday English

Are you alright? Cool! Gotta go!
That's funny! That's so not funny!

- 4** Work with a partner. Practice the conversation.

PLAN

- 5** Write questions to ask your friend on the
phone. Use the ideas below.

School? _____

New friends? _____

Family? _____

SPEAK

- 6** Practice a phone conversation with your
partner. Remember to use *to have*, the
vocabulary from this unit, and phrases
from the *Useful Language* and *Everyday
English* boxes.

CHECK

- 7** Work with another pair. Listen to their
phone conversation and complete the notes.

School: _____

New friends: _____

Family: _____



Javi's new school penpal is Martin, from England.



Hello Martin,

- 1 ☐ I'm Javi and I'm from Montijo, a small town in the west of Spain. I have a big house and a very big family!
- 2 ☐ I have six brothers and one sister. My brother Dani is my twin. He's tall. He has short straight brown hair and brown eyes, like me. He's my brother and my friend! My sister, Claudia, is ten. She has long brown hair, blue eyes, and lots of freckles! I have a pet rabbit. His name is Thumper! 🐰 My best friend's name is Toni. She's funny! 😄
- 3 ☐ Here's a photo of me with Dani (he has a red shirt) and Claudia. We're in my uncle's backyard.
- 4 ☐ Do you have a big family? Do you have any pets? Who's your best friend? 👍

Write soon!

Javi 🐾



- 4 Complete the *Useful Language* box with examples from Javi's email.

Useful Language

At the beginning: Hi, Hey, ¹ _____

At the end: Email me soon, That's all for now, ² _____!

Contractions: I'm, ³ _____, She's, ⁴ _____, ⁵ _____, Who's

Symbols: use emojis to help express your feelings

WRITING

An Informal Email



- 1 Look at the photo. Which boy is Javi? Read his email and find the answer.



- 2 Match topics a–d with paragraphs 1–4.

- a Javi's questions for Martin
- b family and friends
- c introduction
- d extra information



- 3 Read the email again and answer the questions.

- 1 How old is Javi's sister? _____
- 2 How many brothers and sisters does Javi have? _____
- 3 Who is Thumper? _____
- 4 Who is Javi's best friend? _____

PLAN

- 5 Plan an informal email to a new friend. Take notes about these things.

Age: _____

Family: _____

Pets: _____

Friend(s): _____

Decide what information to include in each paragraph. Use the information in Exercise 2 to help you.

WRITE

- 6 Write your email. Remember to include four paragraphs, the verbs *to be* and *to have*, and phrases from the *Useful Language* box.

CHECK

- 7 Do you ...
 - use expressions to start and end your email?
 - give information about you and your family in the second paragraph?
 - ask questions in the last paragraph?



Finished? p118 Ex. 4



AROUND THE WORLD

READING An Article



1 Look at the photo below. Where are the children? What is special about them? Read the article to check your answers.



2 Find words in the article that mean:

- 1 two children born at the same time _____
- 2 three children born at the same time _____
- 3 four children born at the same time _____
- 4 very young children _____



3 Read the article again. **Circle** the correct words.

- 1 The Festival of Twins is one *week / day* long.
- 2 Pleucadeuc isn't a *big / small* town.
- 3 The festival is for twins, triplets, and quadruplets from *France / all over the world*.
- 4 Oscar and Oliver *have some / don't have any* photos as babies at the Festival of Twins.



Globetrotters

Watch video 1.5
Children's Day

- What is Children's Day?
- When is Children's Day in Japan?
- Which city are the superheroes in?



Voice It!

4 Discuss the questions.

- 1 The Festival of Twins celebrates something unique. Why is it important to celebrate things that are unique?
- 2 How can it be difficult to be unique?
- 3 What is something unique about you?

Twins Day



France is the third-biggest country in Europe and it has a lot of different festivals. They have a film festival in Cannes, music festivals in Paris and in Lyon, and there's a festival of lights.

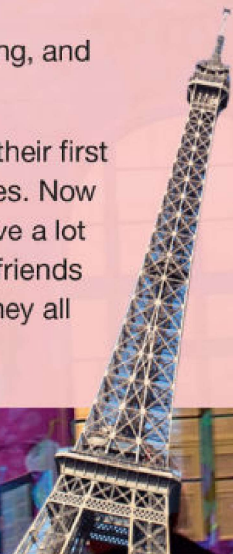
But perhaps one of the most unusual festivals of all is "Deux et Plus" or "Festival of Twins" on August 15 in the small town of Pleucadeuc in the northwest of France. More than 1,000 twins, triplets, and quadruplets from all over the world meet in one place. Some look the same and some look different. Some even speak their own language! Imagine that!

The festival has its own traditions. Each twin, triplet, or quadruplet is usually in the same clothes with the same hairstyle. There are also a lot of interesting activities to do, like face



painting, watching live music, dancing, and playing fun games.

Oscar and Oliver have photos from their first visit to the Festival of Twins as babies. Now they are 13. "It's a great day! We have a lot of new friends this year." Their new friends have the same thing in common – they all have twin brothers or sisters!



LEARN TO LEARN

Increasing Your Vocabulary

When you learn an adjective, it's a good idea to learn the opposite adjective. Learning word pairs increases your vocabulary.

5 Write the opposite adjectives for words 1–4. Then find and underline them in the article.

- 1 big small
- 2 last _____
- 3 normal _____
- 4 old _____

6 Close your books. Say an adjective from Exercise 5. Can your partner remember the opposite adjective?

Explore It!


Guess the correct answer.

Identical twins have the same DNA, but they don't have the same ...

- a eye color. b fingerprints. c hair color.

Find two more interesting facts about twins.

Choose your favorite fact and write a question for your partner to answer.



SHAPE IT!

CULTURE PROJECT

A Poster

Oscar and Oliver go to the Festival of Twins in France. Choose another festival from around the world. In groups, design and present a poster about it.

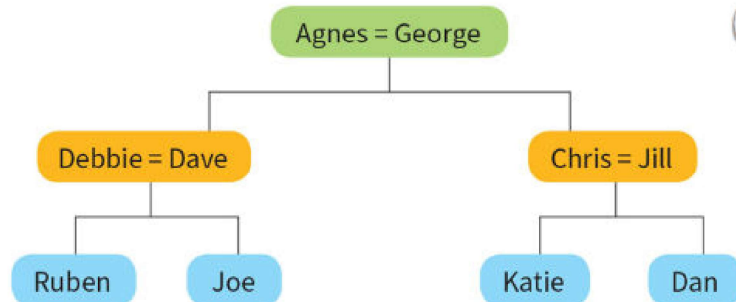


Teacher's Resource Bank

1 REVIEW

VOCABULARY


- 1 Look at Ruben's family tree. Complete the sentences.



- Joe: Agnes and George are my _____.
- Debbie and Dave: Ruben is our _____.
- Ruben: Katie and Dan are my _____.
- Jill: Ruben is my _____.
- Katie and Dan: Dave is our _____.

- 2 Complete the descriptions with words from the box.

brown (x2) glasses gray long
red short (x2) tall wavy



KIRSTY

Kirsty is ¹ _____.
She has ² _____
_____ hair.
She has ³ _____ eyes.



JACK

Jack is ⁴ _____.
He has ⁵ _____
_____ hair.
He has ⁶ _____ eyes.
He has ⁷ _____.

GRAMMAR IN ACTION

- 3 Rewrite the sentences. Replace the underlined words with the words in parentheses and 's or s'.

- Their names are Jack and Sara. (My parents)

- Is that her phone? (Anna)

- They're their bags. (my friends)

- That's his bike. (Danny)

- 4 Write the questions with *to have*. Then answer them with the information in parentheses.

- how many / sisters / you (four)

- Toby / any cousins (X)

- you / a big family (✓)

- your best friend / a pet (✓) (two cats)

- you / a phone / in your bag (X)



Self-Assessment

I can talk about members of my family.



I can use adjectives to describe people.



I can use *to have* in affirmative and negative sentences.



I can use *to have* in questions.

