

NATIONAL
GEOGRAPHIC
LEARNING

EXPLORE OUR WORLD

SECOND EDITION

1



EXPLORE OUR WORLD

SECOND EDITION

Series Editors

Joan Kang Shin and
JoAnn (Jodi) Crandall

Authors

Diane Pinkley and
Gabrielle Pritchard

National Geographic Learning,
a Cengage Company

Explore Our World 1 Student's Book Second Edition

Series Editors: Joan Kang Shin, JoAnn (Jodi) Crandall

Authors: Diane Pinkley, Gabrielle Pritchard

Publisher: Sherrise Roehr

Executive Editor: Eugenia Corbo

Managing Editor: Angel Alonso

Associate Development Editor: Jennifer
Williams-Rapa

Director of Global Marketing: Ian Martin

Product Marketing Manager: Dave Spain

Heads of Regional Marketing:

Charlotte Ellis (Europe, Middle East and Africa)

Kiel Hamm (Asia)

Irina Pereyra (Latin America)

Content Project Manager: Beth McNally

Media Researcher: Leila Hishmeh

Art Director: Brenda Carmichael

Senior Designer: Lisa Trager

Operations Support: Rebecca G. Barbush,
Hayley Chwazik-Gee

Manufacturing Planner: Mary Beth Hennebury

Interior Design and Composition: 3CD, Chicago

© 2021 Cengage Learning, Inc.

ALL RIGHTS RESERVED. No part of this work covered by the copyright herein may be reproduced or distributed in any form or by any means, except as permitted by U.S. copyright law, without the prior written permission of the copyright owner.

"National Geographic", "National Geographic Society" and the Yellow Border Design are registered trademarks of the National Geographic Society

© Marcas Registradas

For permission to use material from this text or product,
submit all requests online at [cengage.com/permissions](https://www.cengage.com/permissions)

Further permissions questions can be emailed to

permissionrequest@cengage.com

ISBN: 978-0-357-03699-0

National Geographic Learning

200 Pier 4 Boulevard

Boston, MA 02210

Locate your local office at [international.cengage.com/region](https://www.international.cengage.com/region)

Visit National Geographic Learning online at [ELTNGL.com](https://www.eltngl.com)

Visit our corporate website at www.cengage.com

Explore Our World Student Resources
(including audio):

[ELTNGL.com/exploreourworld1](https://www.eltngl.com/exploreourworld1)

ON THE COVER

TEXAS LEAFCUTTER ANTS

Fast Facts

Type: Insect

Average Life: Individual ants live for several months.
Colonies can survive for many years.

Size: Up to 1.3 cm (0.5 in.)

Fun Fact: Leafcutter ants don't eat the leaves they
cut. They take them into their colonies to grow
fungus, which they then eat.

©Michael Durham/Minden Pictures

EXPLORE OUR WORLD

SECOND EDITION

Series Editors
Joan Kang Shin and
JoAnn (Jodi) Crandall

Authors
Diane Pinkley and
Gabrielle Pritchard

Unit 0	6
Unit 1 My Classroom	12
Unit 2 My World.....	22
Unit 3 My Family.....	32
Unit 4 My House	42
Units 1-4 Review	52
Unit 5 Cool Clothes.....	54
Unit 6 My Toys.....	64
Unit 7 My Body	74
Unit 8 Good Food	84
Units 5-8 Review	94
Songs	96
Cutouts	105
Stickers	

Scope and Sequence



UNIT 0 Welcome to Our World! p. 6	1 My Classroom p. 12	2 My World p. 22	3 My Family p. 32	4 My House p. 42
CONTENT AREA CONNECTION	Social and Instructional Language, Language Arts	Language Arts, Social Studies	Language Arts, Social Studies	Social and Instructional Language, Language Arts
GOALS SC: 1	<ul style="list-style-type: none"> name things in the classroom talk about things in the classroom say the color and number of things 	<ul style="list-style-type: none"> name things in nature talk about natural things ask where things are 	<ul style="list-style-type: none"> name family members talk about family members use numbers to talk about my family 	<ul style="list-style-type: none"> talk about things in a house say where things are talk about actions
VOCABULARY 1 & 2 SC: 2-3	<i>clock, computer, crayon, map, paper, pen, pencil</i> <i>book, chair, desk, eraser, picture</i> Strategy: Alphabetical order	<i>bird, butterfly, river, rock, sky, sun, tree</i> <i>bush, cloud, flower, moon, star</i> Strategy: Ending -s	<i>brother, father, grandfather, grandmother, mother, parents, sister</i> Strategy: Compound words <i>big, old, short, small, tall, young</i> Strategy: Antonyms	<i>bathroom, bedroom, dining room, kitchen, lamp, living room, sofa</i> Strategy: Classifying and Categorizing <i>cleaning, cooking, eating, sleeping, taking a bath, watching TV</i> Strategy: Base words and the suffix -ing
GRAMMAR 1 & 2 SC: 4-5	Yes / No questions with it's What and How many	to be: is, are Where and in or on	to have He / She and questions with who	Yes / No questions with Is there...? Present progressive: He / She is + verb-ing
READING	Drawing and Writing Strategy: Compare and contrast	Rainbows Strategy: Use visuals to support comprehension	Families Are Different Strategy: Make connections to personal experience	Houses Are Different Strategy: Make connections to personal experience
VALUE	Work hard in school.	Enjoy nature.	Love your family.	Be neat.
REVIEW	Units 1-4 pp. 52-53			

ADDITIONAL VIDEO Sc. 6; Song: Sc. 7; Viewing: Sc. 8; Story Time



5
Cool Clothes
 p. 54

Language Arts, Social Studies

- talk about clothes
- talk about the colors of clothes
- say what people are wearing

dress, gloves, jacket, pants, shirt, shoes, skirt, socks
brown, closet, hat, pink, shelf
Strategy: Using a dictionary

Present progressive: am / are / is + verb-ing
Questions with that and those

Clothes Are Fun!
Strategy: Compare and contrast

Take care of your clothes.



6
My Toys
 p. 64

Social and Instructional Language, Language Arts

- talk about toys
- talk about things people want
- talk about owning things

ball, bike, car, kite, top, train, truck game, doll, puzzle, robot, teddy bear
Strategy: Compound words

Simple present of want: I / you / he, she
Questions with this and these

We ♥ Teddy Bears (We Love Teddy Bears)
Strategy: Visualize

Share your toys.



7
My Body
 p. 74

Health and Physical Education, Social Studies

- name parts of the body
- talk about parts of the body
- talk about things we can do

ear, eye, feet, foot, hair, hand, head, leg, mouth, nose
jump, long hair, run, strong arms, walk
Strategy: Using a dictionary

Possessive adjectives
Ability with can

Sculptures Are Fun
Strategy: Identify main idea and details

Be clean.



8
Good Food
 p. 84

Health and Physical Education, Social Studies

- name food
- talk about things we like and don't like to eat
- talk about my favorite food

apple, banana, chicken, cookie, egg, fish, rice, sandwich, soup
lemonade, milk, orange juice, tea, water
Strategy: Multiple-meaning words

Like with count and noncount nouns
Indefinite articles: a, an

Fun Food
Strategy: Summarize

Eat good food.

Welcome to Our World!



Eddie
the elephant



Polly
the parrot



Mia
the monkey



Freddy
the frog

Hello. I'm Eddie.
What's your name?

Hi. My name's Mia.

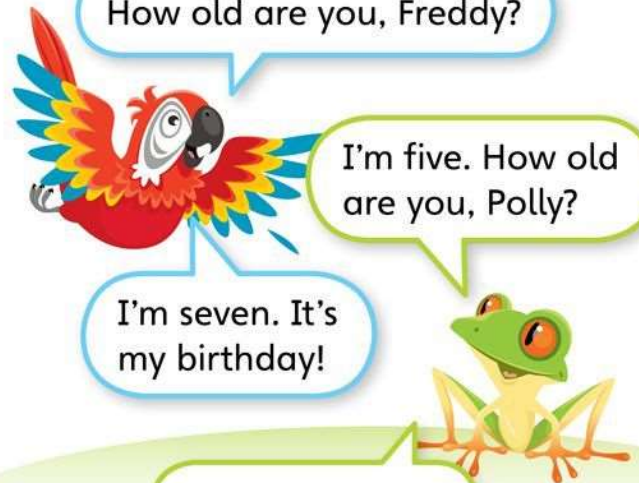


How old are you, Freddy?

I'm five. How old
are you, Polly?

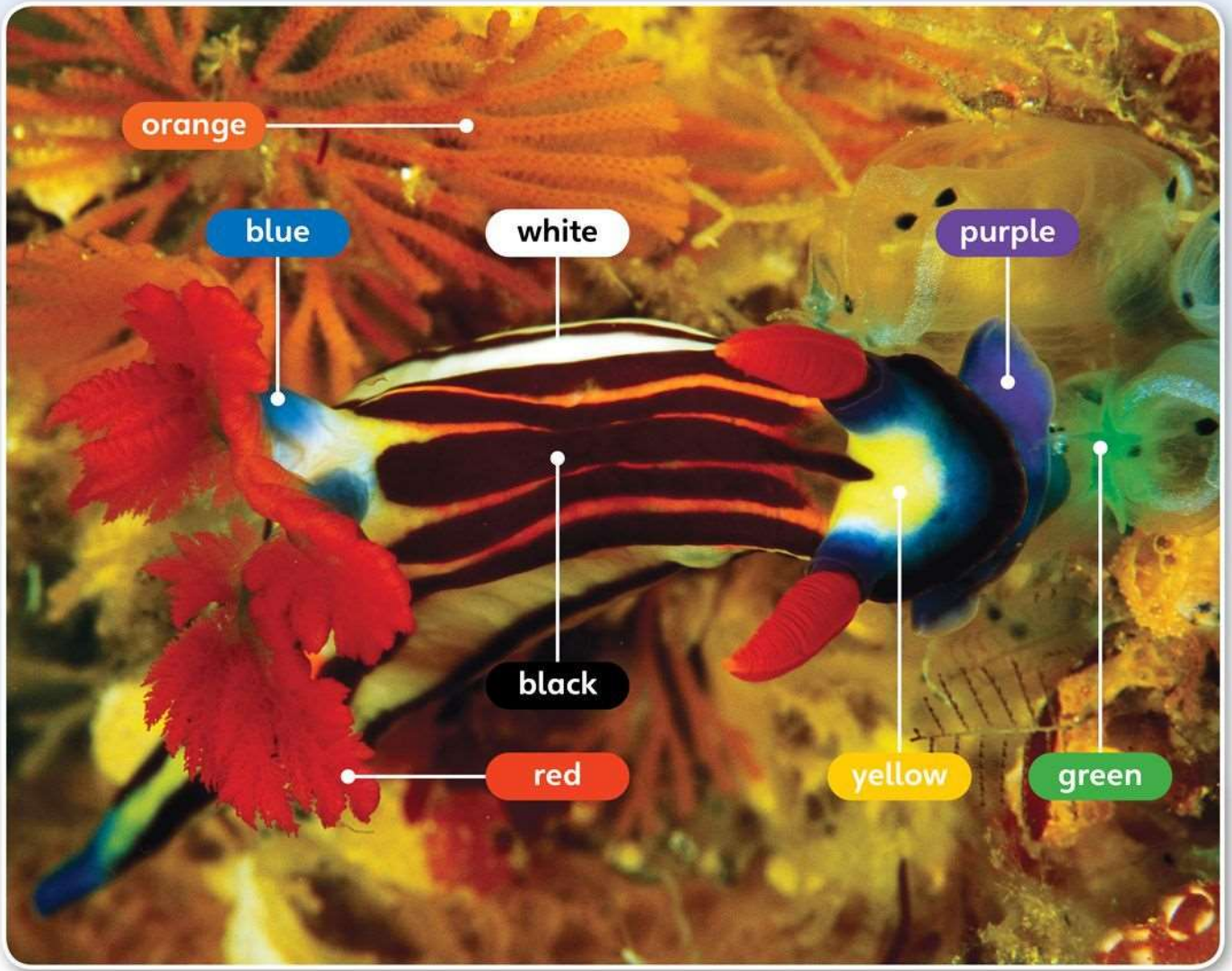
I'm seven. It's
my birthday!

Happy birthday!



1 Look and listen. Say. TR: 0.1

COLORS



- 1 **Look and listen.** Say. TR: 0.2
- 2 **Listen.** Point and say. TR: 0.3
- 3 **Point.** Ask and answer.
Work with a partner. TR: 0.4



THE ALPHABET




Dd

dog



Ee

egg



Ff

fish



Jj

jacket



Kk

kite



Ll

lamp



Pp

pencil



Qq

queen



Rr

robot



Vv

vegetables



Ww

water



Xx

fox



1 Look and listen. Say. TR: 0.5

SHAPES AND NUMBERS

1 Look and listen. Say. TR: 0.6



a square



a triangle



a circle



a rectangle



a star

2 Listen. Point and say. TR: 0.7

3 Look and listen. Say. TR: 0.8

1
one



2
two



3
three



4
four



5
five



6
six



7
seven



8
eight



9
nine




10
ten



4 Listen. Point and say. TR: 0.9

5 Ask and answer. Work with a partner. TR: 0.10



How many
blue squares?



Three.



CLASSROOM LANGUAGE



draw



listen



point



read



say



sing



sit down



stand up



walk



write

1 Look and listen. Say. TR: 0.11

2 Listen. Point and say. TR: 0.12

3 Listen and do. TR: 0.13

Unit 1

My Classroom

A classroom
in Bahrain

A young girl with glasses and a yellow scarf is in the foreground, looking thoughtful with her hands clasped. In the background, other students in school uniforms are visible, along with a bulletin board covered in papers.

Look and check.

I see

a house.

a school.

VOCABULARY I

1 Listen and say. TR: 1.1


2 Listen. Point and say. TR: 1.2






a computer

3 Point. Ask and answer.
Work with a partner. TR: 1.3



What is it?



It's a crayon.

GRAMMAR I

Yes / No questions with *it's* TR: 1.4

Is it a pencil?

Yes, **it is**.

It's a pencil.


Is it a crayon?

No, **it isn't**.


It's a pen.

1 Look. Listen and **circle.** TR: 1.5

1



2



3




4



VOCABULARY 2

1 Listen and say. TR: 1.6



an eraser




a picture



2 Point and say. Work with a partner.

3 Guess and stick. Work with a partner. TR: 1.7



1

2

3

4

5

GRAMMAR 2

What color is it?

What and How many TR: 1.8

What is it? It's a clock.

What color is it? It's yellow.

How many crayons? Three.



1 Look and point. Work in groups.
Ask and answer.



It's yellow.

2 Look at the picture. Write.

1. How many crayons? _____

2. What color is the frog? _____

3. How many clocks? _____