

Wonderful WORLD

SECOND EDITION

STUDENT'S BOOK







Wonderful WORLD

SECOND EDITION

STUDENT'S BOOK

Contents

Unit 0	p 4	Alphabet, Colours, Numbers, Greetings Numbers 1 – 10, Hi. How are you? / My name is ... / How old are you? / You're welcome. Thank you / Goodbye		
Unit		Vocabulary	Grammar	Sounds of English
1		Family members and adjectives	<i>a/an</i> <i>to be</i> (affirmative)	<i>s/sh</i>
My Family	p 18			
2		Things found in the classroom	Plurals <i>to be</i> (negative) <i>to be</i> (questions and short answers)	<i>c/k</i> <i>cousin</i> <i>homework</i>
My School	p 26			
Review Units 1 – 2 pp 34 – 35		Video pp 36 – 37		
3		Animals and pets	<i>this/that</i> <i>these/those</i> <i>What's this/that?</i> <i>What are these/those?</i>	Long and short <i>a</i> <i>paper</i> <i>cat</i>
Animals	p 38			
4		Numbers 11 – 20 Rooms of the house and objects in the house Toys	<i>There is ... / There are ...</i> (affirmative, negative and questions and short answers) <i>a, an, the</i>	<i>ch</i> <i>chair</i> <i>kitchen</i>
My House	p 46			
Review Units 3 – 4 pp 54 – 55		Video pp 56 – 57		
5		Parts of the body More adjectives and irregular nouns	<i>have got</i> (affirmative) <i>have got</i> (negative) <i>have got</i> (questions and short answers)	<i>ee</i> <i>tree, feet</i>
My Body	p 58			
6		Clothes and more adjectives	Possessive adjectives Possessive 's Order of adjectives	<i>s</i> <i>trousers</i> <i>clothes</i>
My Clothes	p 66			
Review Units 5 – 6 pp 74 – 75		Video pp 76 – 77		

Unit	Vocabulary	Grammar	Sounds of English
7  What Can You Do? p 78	Activities and musical instruments	<i>can</i> (affirmative) <i>can't</i> (negative) <i>Can ... ?</i> (questions and short answers)	<i>c</i> <i>can, music, dance, nice</i>
8  Let's Play! p 86	Sports and more verbs	Present continuous (affirmative – plural, negative, questions and short answers)	<i>oo</i> <i>football, book, classroom, cool</i>
Review Units 7 – 8 pp 94 – 95 Video pp 96 – 97			
9  My Town p 98	Places and more verbs	<i>What am/are/is ... doing?</i> <i>Where am/are ... going?</i> Imperative <i>Let's</i>	<i>th</i> <i>there, this, theatre, three</i>
10  Let's Eat! p 106	Food and drink	plural (-es, -ies and irregular) <i>some, any</i> <i>Where is ... / Where are ... ?</i> Prepositions	<i>g</i> <i>mango, orange</i>
Review Units 9 – 10 pp 114 – 115 Video pp 116 – 117			
11  Our Wonderful World p 118	Nature words Weather and the seasons	Present simple (affirmative, negative and questions and short answers)	<i>w</i> <i>water, warm, whale</i>
12  My Day p 126	Days of the week Daily routines and times of day	<i>What do/does ... do ... ?</i> <i>Wh-</i> question words	<i>y</i>
Review Units 11 – 12 pp 134 – 135 Video pp 136 – 137			


Grammar Reference pp 138 – 143

Alphabet

Aa Bb Cc

1 Listen and say. Write.  TR: 0.2


Aa



Bb




Cc



2 Write and colour.


__nt



__oy

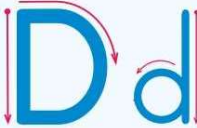










__amel




Dd Ee Ff

3 Listen and say. Write.  TR: 0.3

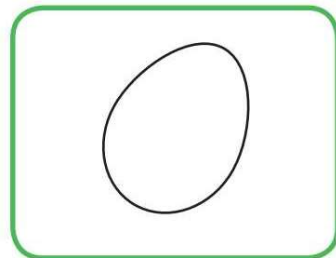
		
		
		

4 Write and colour.


__uck



__gg





__rog





Gg Hh Ii


5 Listen and say. Write.  TR: 0.4

























6 Write and colour.


__irl



__ippo




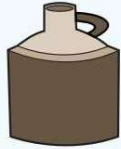
__nsect



Jj Kk Ll

7 Listen and say. Write.  TR: 0.5

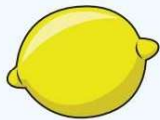
Jj



Kk



Ll



8 Write and colour.

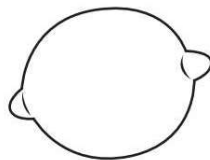
__ug



__ing





__emon



Alphabet


Mm Nn Oo

9 Listen and say. Write.  TR: 0.6




10 Write and colour.

__ouse



__est



__ctopus



Pp Qq Rr

11 Listen and say. Write.  TR: 0.7

Pp




Handwriting practice lines for the letter Pp. The uppercase P and lowercase p are shown in a light blue box with dotted lines for tracing. The lowercase p has a small blue dot indicating the starting point for the second stroke.

Qq



Handwriting practice lines for the letter Qq. The uppercase Q and lowercase q are shown in a light blue box with dotted lines for tracing. The lowercase q has a small blue dot indicating the starting point for the second stroke.

Rr



Handwriting practice lines for the letter Rr. The uppercase R and lowercase r are shown in a light blue box with dotted lines for tracing. The lowercase r has a small blue dot indicating the starting point for the second stroke.

12 Write and colour.


__arrot



__ueen



__obot



Alphabet

Ss Tt Uu

13 Listen and say. Write.  TR: 0.8

Ss



Tt




Uu



14 Write and colour.

__un



__iger









__mbrella


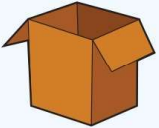



Vv Ww Xx

15 Listen and say. Write.  TR: 0.9









16 Write and colour.

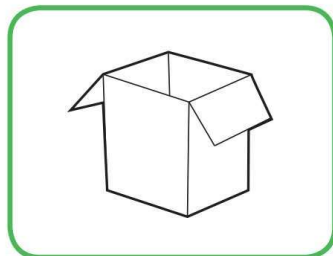
__an



__orm




bo __




Alphabet


Yy Zz


17 Listen and say. Write.  TR: 0.10





Y
y







Z
z

18 Write and colour.

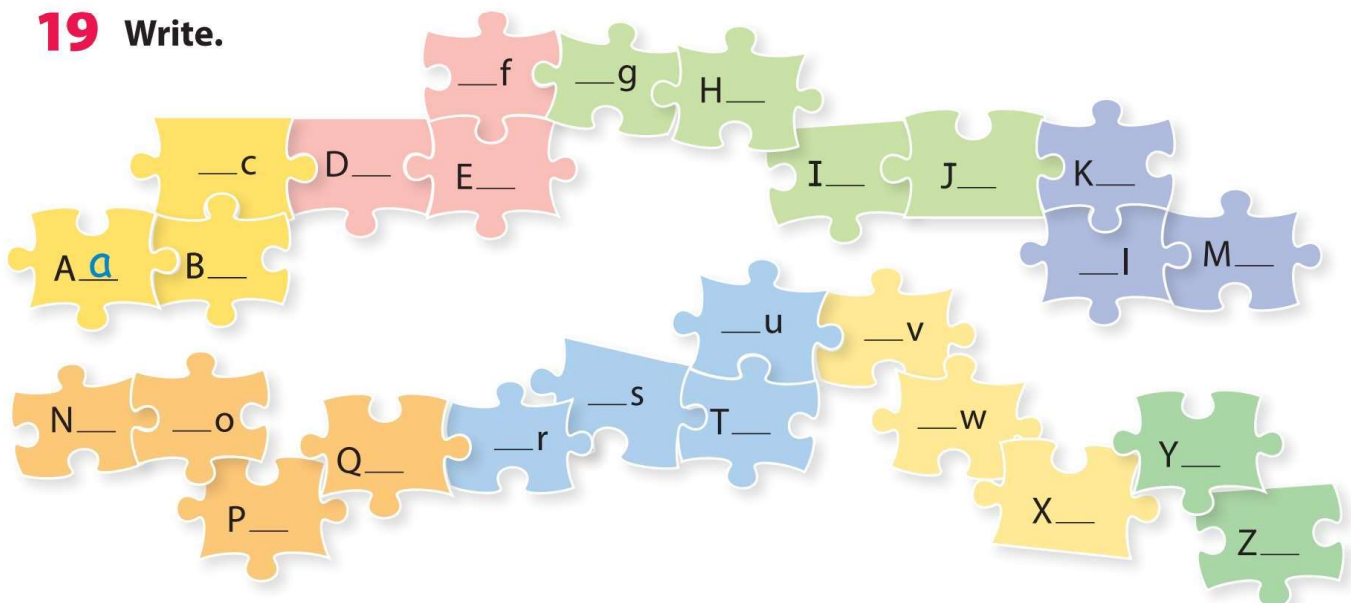
__o-yo



__ebra



19 Write.



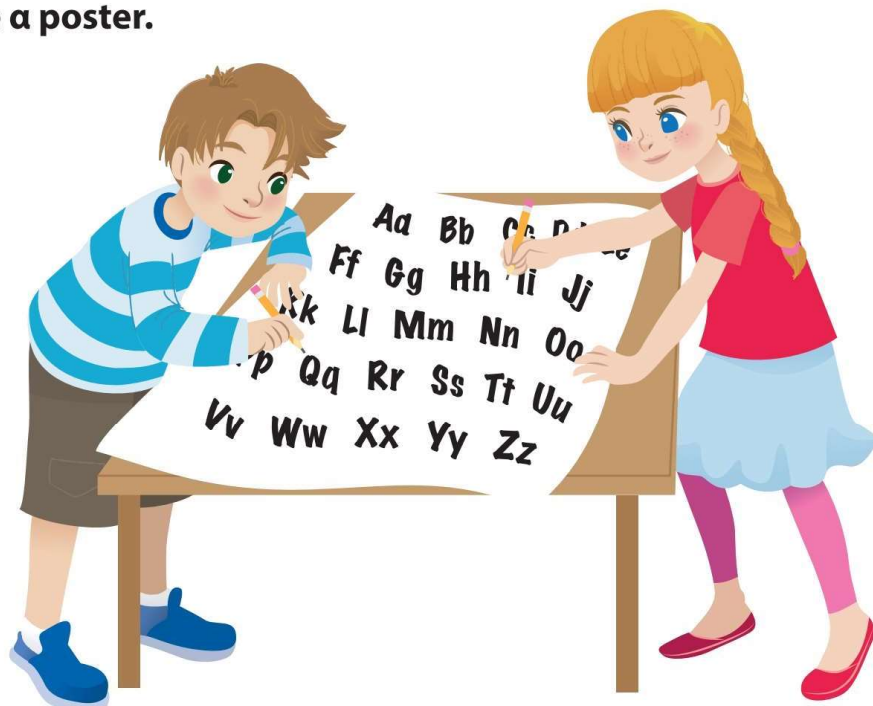
The puzzle pieces contain the following text from left to right:

- Top row: __f, __g, H__
- Second row: __c, D__, E__, I__, J__, K__
- Third row: A a, B__, __l, M__
- Bottom row: N__, __o, Q__, __r, __s, T__, __u, __v, __w, X__, Y__, Z__

20 Sing. TR: 0.11

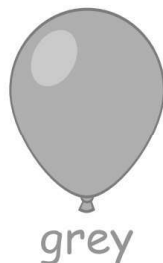









21 Make a poster.



Colours

1 Listen and read. Say.  TR: 0.12



2 Write and colour.



ye l l o w



p _ _ k



b _ _ w _



_ e _



_ l _ e



p _ _ p _ _



_ r _ n _ e

Numbers

1 Listen and read. Say.  TR: 0.13

1

one

•

2

two

• •

3

three

• • •

4

four

• • • •

5

five

• • • • •

6

six

• • •
• • •

7

seven

• • • • •
• • •

8

eight

• • • • •
• • • • •

9

nine

• • • • •
• • • • •

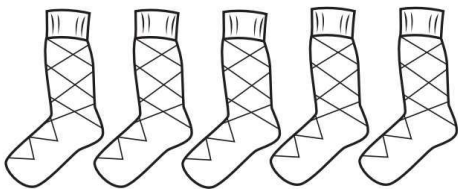
10

ten

• • • • •
• • • • •

2 Count and write. Colour.

1



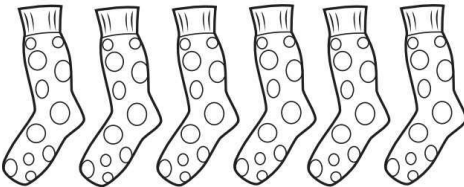
5

five

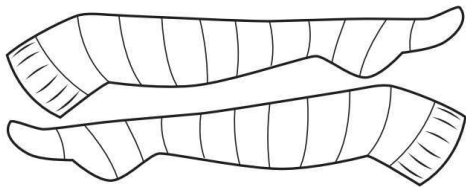
4



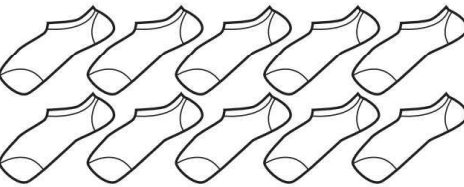
2




5



3



6



Greetings

1 Listen and read. Say. TR: 0.14

Hi. My name is Ana. What's your name?

Hi. My name's Tomas.



How are you?

I'm fine, thank you.



Hello. My name is Alex. What's your name?

I'm fine, thank you.




My name is Sophie. How are you?



2 Sing. TR: 0.15

What's your name?
My name is Sophie.
How are you?
I'm fine, thank you.
What's your name?
My name is Alex.
How are you?
I'm fine, thank you.

3 Listen and read. Say. 🎧 TR: 0.16




4 Sing. 🎧 TR: 0.17



1

My Family



1 Look at the photo. Tick.



blue



white



yellow



pink