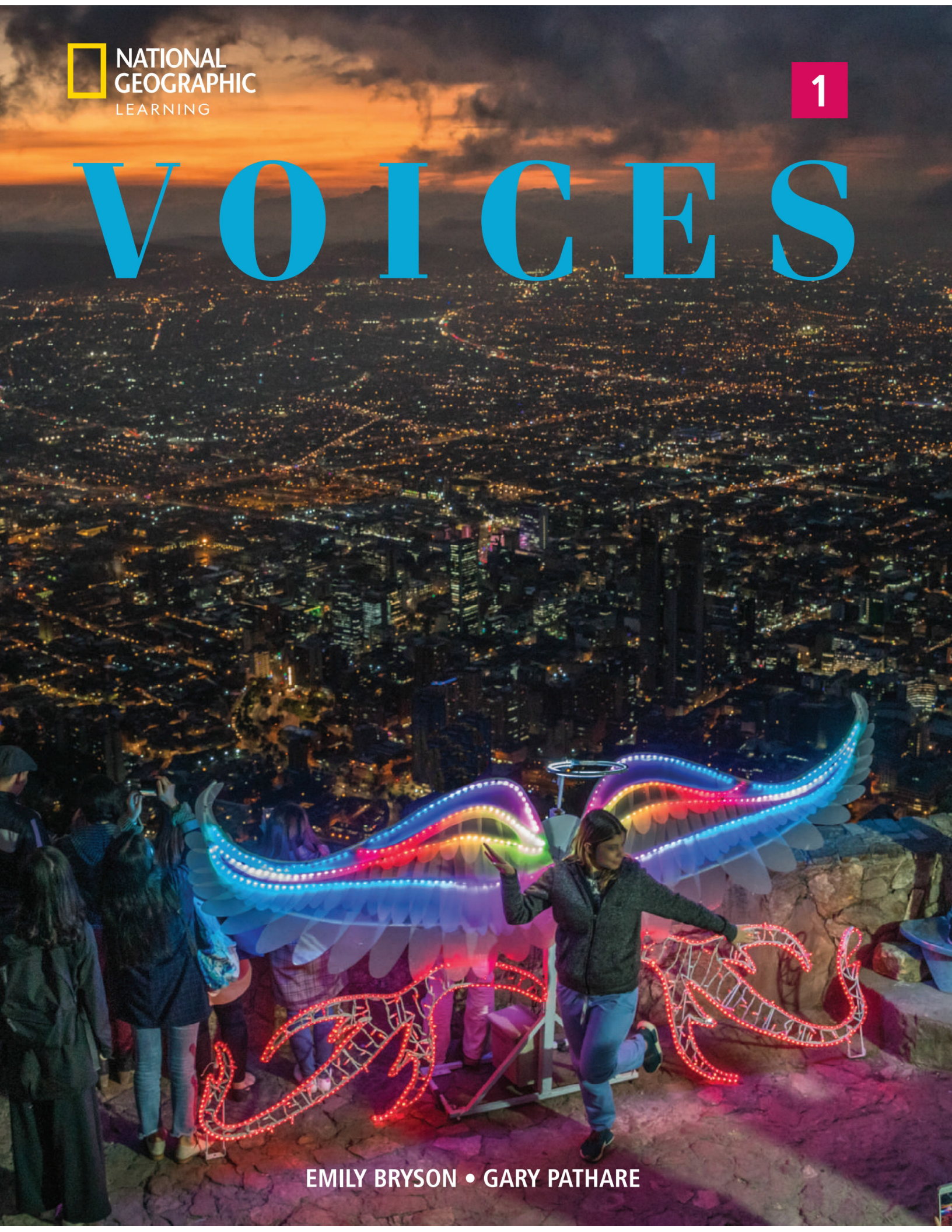


# VOICES



EMILY BRYSON • GARY PATHARE

## ONLINE PRACTICE

1 Get your **Course Key**: \_\_\_\_\_.



Teacher-led: Ask your school or teacher.



Self-Study: Ask for one from [ELTNGL.com/coursekey](https://www.eltngl.com/coursekey)

2 Scratch off to get your **Access Code**.

3 Then go here: **[learn.eltngl.com](https://www.learn.eltngl.com)**

4 Click **Register**.

5 Complete the form and **Sign In** with your account.

### ON THE COVER

A woman has her photo taken on top of Monserrate Hill in Bogotá, Colombia. Monserrate Hill is a popular place for people to visit. They can enjoy the beautiful views.

© Juan Arredondo

# VOICES

EMILY BRYSON AND GARY PATHARE



National Geographic Learning,  
a Cengage Company

**Voices Student's Book 1, 1st Edition**  
**Emily Bryson and Gary Pathare**

Publisher: Andrew Robinson  
Managing Editor: Derek Mackrell  
Director of Global Marketing: Ian Martin  
Product Marketing Manager: Caitlin Thomas  
Heads of Regional Marketing:  
Charlotte Ellis (Europe, Middle East, and Africa)  
Irina Pereyra (Latin America)  
Justin Kaley (Asia)  
Joy MacFarland (U.S. and Canada)  
Production Manager: Daisy Sosa  
Media Researcher: Leila Hishmeh  
Art Director: Brenda Carmichael  
Operations Support: Hayley Chwazik-Gee  
Manufacturing Manager: Mary Beth Hennebury  
Composition: Composure  
Audio Producer: New York Audio  
Contributing writer: Patrick Wallace (Endmatter)  
Advisors: Bruna Caltabiano, Dale Coulter,  
Catherine McLellan, and Mike Sayer

© 2023 Cengage Learning, Inc.

ALL RIGHTS RESERVED. No part of this work covered by the copyright herein may be reproduced or distributed in any form or by any means, except as permitted by U.S. copyright law, without the prior written permission of the copyright owner.

"National Geographic," "National Geographic Society," and the Yellow Border Design are registered trademarks of the National Geographic Society  
© Marcas Registradas

For permission to use material from this text or product,  
submit all requests online at [cengage.com/permissions](https://cengage.com/permissions)  
Further permissions questions can be emailed to  
[permissionrequest@cengage.com](mailto:permissionrequest@cengage.com)

Student's Book with Online Practice and Student's eBook:  
ISBN: 978-0-357-45877-8

Student's Book:  
ISBN: 978-0-357-44356-9

**National Geographic Learning**  
200 Pier 4 Boulevard  
Boston, MA 02210  
U.S.A.

Locate your local office at [international.cengage.com/region](https://international.cengage.com/region)

Visit National Geographic Learning online at [ELTNGL.com](https://ELTNGL.com)  
Visit our corporate website at [www.cengage.com](https://www.cengage.com)



# Contents

<b>1</b>	Hello!	10
<b>2</b>	My home	22
<b>3</b>	My stuff	34
<b>4</b>	Habits	46
<b>5</b>	Inside or outside?	58
<b>6</b>	Food around the world	70
<b>7</b>	Family and friends	82
<b>8</b>	Things we can do	94
<b>9</b>	Travel	106
<b>10</b>	Staying healthy	118
<b>11</b>	People from the past	130
<b>12</b>	My story	142

# Scope and sequence

		GRAMMAR	VOCABULARY	PRONUNCIATION
1	<p><b>Hello!</b> Pages 10–21</p> 	<p>simple present <i>be</i> (singular); <i>Yes/No</i> questions with <i>be</i> (singular)</p>	<p>countries; nationalities; numbers (0–10)</p>	<p>stressing syllables; stressing important words</p>
2	<p><b>My home</b> Pages 22–33</p> 	<p>simple present <i>be</i> (plural); <i>Yes/No</i> questions with <i>be</i> (plural); <i>Who, What, Where</i></p>	<p>rooms in a house; places in town</p>	<p>saying contractions of <i>be</i>; understanding intonation in questions</p>
3	<p><b>My stuff</b> Pages 34–45</p> 	<p><i>this, that, these, those</i>; possessive adjectives and 's</p>	<p>travel items; colors</p>	<p>saying /ð/; saying <i>your</i> and <i>their</i></p>
4	<p><b>Habits</b> Pages 46–57</p> 	<p>simple present; simple present questions and answers; adverbs of frequency</p>	<p>numbers (11–100); days of the week</p>	<p>saying /ʌ/; saying /ju:/</p>
5	<p><b>Inside or outside?</b> Pages 58–69</p> 	<p><i>like, love, and don't like + -ing</i> form; prepositions of time</p>	<p>common activities; months and seasons</p>	<p>saying /ŋ/; understanding connected speech: <i>would you</i></p>
6	<p><b>Food around the world</b> Pages 70–81</p> 	<p>countable and uncountable nouns; <i>How much</i> and <i>How many</i></p>	<p>food; places to buy groceries</p>	<p>understanding <i>of</i>; understanding the /h/ sound</p>

READING	LISTENING	WRITING	COMMUNICATION	CRITICAL THINKING	USEFUL LANGUAGE
an article about where people are from; scanning for names and places	conversations between people exchanging numbers; listening to long numbers	an employee pass; using capital letters	introducing yourself	your information	talking about numbers; hellos and goodbyes; jobs
an article about tiny houses; understanding new words	an interview with explorers about their hometowns; getting ready to listen	an email about interesting tourist sites; writing a friendly email	asking where things are	email subject lines	talking about where things are; writing friendly emails
an article about things people take on trips; understanding commas and the word <i>and</i>	an interview with explorers about colors; listening for important words	a social media post about a special item; checking your writing	asking questions to understand	giving reasons	asking questions to understand; describing special things
an article about a long trip to work; scanning for useful information	an interview with explorers about their workdays; listening for tone	an email about, a work meeting; writing work emails	making plans	using the correct tone	making plans; writing work emails
tips about fun things to do at home; getting ready to read	descriptions of the seasons in three different countries; knowing what to listen for	a bucket list; writing lists	inviting people to do things	ordering information	inviting people to do things; activity verbs
an article about spicy food; skimming a text	an interview with explorers about groceries; writing notes	a restaurant review; writing main ideas	ordering food	understanding how the author feels	talking about uncountable nouns; ordering food; good, bad, and OK feedback

# Scope and sequence

		GRAMMAR	VOCABULARY	PRONUNCIATION
<p><b>7</b> Family and friends</p> <p>Pages 82–93</p>		<p>simple present questions (<i>Yes/No</i>); simple present questions (open questions); adjectives</p>	<p>family members; appearance and personality</p>	<p>saying short and long vowel sounds; saying words with “gr”</p>
<p><b>8</b> Things we can do</p> <p>Pages 94–105</p>		<p><i>can</i> and <i>can't</i>; <i>and</i>, <i>or</i>, <i>but</i>, <i>because</i></p>	<p>common abilities; adjectives for animals</p>	<p>stressing <i>can't</i>; saying the letter “g”</p>
<p><b>9</b> Travel</p> <p>Pages 106–117</p>		<p><i>there is</i> and <i>there are</i>; object pronouns</p>	<p>different ways to travel; the weather</p>	<p>saying /w/ and /v/; saying /θ/</p>
<p><b>10</b> Staying healthy</p> <p>Pages 118–129</p>		<p>present continuous; present continuous vs. simple present</p>	<p>body parts; exercise and training</p>	<p>understanding word groups; understanding intonation in directions</p>
<p><b>11</b> People from the past</p> <p>Pages 130–141</p>		<p>simple past <i>be</i>; questions with <i>was/were</i></p>	<p>life events; past time expressions</p>	<p>understanding <i>was</i> and <i>were</i>; responding to good and bad news</p>
<p><b>12</b> My story</p> <p>Pages 142–153</p>		<p>simple past (regular verbs); simple past (irregular verbs); simple past questions</p>	<p>life stages; feelings</p>	<p>saying syllables with two vowel sounds; stressing words in questions</p>



READING	LISTENING	WRITING	COMMUNICATION	CRITICAL THINKING	USEFUL LANGUAGE
an article and infographic about family size; understanding purpose	explorers describe people they know; listening to descriptions	a text message asking for help; explaining your reasons	showing appreciation	finding things in common	showing appreciation; describing people
an article about virtual reality; understanding pronouns	an explorer describes an interesting animal; listening for general information	a job application form; applying for a job	asking for help	knowing what skills are important	asking for and offering help; job application forms
an article about two amazing journeys; understanding words in parentheses	two advertisements about two interesting places; listening to advertisements	a postcard; using exclamation points	speaking on the phone	reasons for writing	making a phone reservation; writing about travel
a poster about mental health; understanding headings	two explorers talk about how they exercise; listening for specific information	a survey report; writing a report	asking for and giving directions	understanding charts	time expressions; directions; describing change
an article about an actress with a second life; understanding time order	explorers talk about their favorite historical events; understanding small and large numbers	a historical person's profile; writing a person's profile	showing interest	explaining why someone is special	expressions for showing interest; talking about important people
an explorer's life story; understanding voices and audiences	an explorer shares a funny story; understanding funny stories	your life story; including interesting information	using English in the real world	guessing what the reader wants	phrases to explain a word; expressions to talk about the past

# Meet the explorers



ABBEY ENGLEMAN


**Lives:** U.S.

**Job:** I'm a marine biologist. I study the ocean and the plants and animals in the ocean. I'm also a photographer and a diver. I teach science, too. I want people to care about the ocean and protect it.

**What's your favorite place to visit?**

I love Marrakech, Morocco. The city is colorful and full of life.

**Find Abbey:** Unit 1, Unit 4, Unit 5



ALEXIS CHAPPUIS

**Lives:** Indonesia

**Job:** I'm a marine biologist, a diver, and a photographer. I explore new parts of the ocean, and I photograph and study the different places ocean animals live. I learn about ocean life and I work to protect our oceans.

**You live in Indonesia, but what's your hometown?** I'm from a small town in France, far from the sea.

**Find Alexis:** Unit 6



AFROZ SHAH

**Lives:** Brunei

**Job:** I'm a geologist. I study things like rocks and mountains. Right now, I'm making new maps of places like India, Pakistan, Borneo, and New Guinea. I'm also looking for places where earthquakes can happen.

**What languages do you speak?**

English, Kashmiri, Hindi, and Urdu

**Find Afroz:** Unit 12



ANUSHA SHANKAR

**Lives:** U.S.

**Job:** I'm a biologist. I study animals. I'm also a researcher at the University of Alaska, Fairbanks. Right now, I'm really interested in hummingbirds and the interesting ways they save energy.

**Describe yourself in three words:** Salsa dancing biologist!

**Find Anusha:** Unit 8



ALEC JACOBSON

**Lives:** Canada

**Job:** I'm a journalist, a photographer, and an adventurer. I use words and photographs to tell stories about important problems in the world. I also tell the stories of people from different parts of the world.

**What do you always take with you when you travel?** A hat. I'm bald.

**Find Alec:** Unit 2, Unit 11




ELLIE DE CASTRO

**Lives:** Philippines

**Job:** I'm an archaeologist. I study human history—the things people did thousands of years ago. I also try to get children interested in history through my National Geographic Young Explorer project.

**What languages do you speak?** Filipino, English, and German. I'm also learning Tuwali.

**Find Ellie:** Unit 3, Unit 7



ISAÍ MADRIZ

**Lives:** Chile

**Job:** I work as an entomologist—I study insects. I'm interested in the insects of Patagonia, especially the ones in the water. Many are disappearing, so I travel there to find them before they're gone forever.

**What do you miss when you're traveling in Patagonia?** My wife and my dogs ... and hot showers!

**Find Isaí:** Unit 1



JEFF KERBY

**Lives:** Denmark

**Job:** I study the Earth and its climate—things like the weather and the Earth’s temperature. I’m also a photojournalist. I take photographs and write articles. I want my stories to show people why we need to protect the Earth.

**What’s your favorite memory?**

Camping in Greenland for two weeks.

**Find Jeff:** Unit 2, Unit 5



MARIA FADIMAN

**Lives:** U.S.

**Job:** I’m a conservationist. My job is protecting the environment. I’m also a professor at the Florida Atlantic University. I’m interested in the rainforests of Latin America. I think the way the people and plants there live together is amazing.

**Where do you call “home”?** My heart is with the redwood trees in California.

**Find Maria:** Unit 6, Unit 12



JEFF MARLOW

**Lives:** U.S.

**Job:** I’m a geobiologist—I study tiny creatures in extreme places, like deep in the ocean or near volcanoes. I also write science articles for magazines and newspapers. Sometimes, I make movies.

**What did you want to do when you were younger?** I wanted to be an astronaut.

**Find Jeff:** Unit 4



NORA SHAWKI

**Lives:** Egypt

**Job:** I’m an archaeologist. I study people and places from the past. A lot of my work is digging and doing research. Right now, I’m working in the Nile Delta in Egypt. I want to protect this area and its history.

**Where was your best meal?** A local restaurant named “Prince” does amazing Egyptian food.

**Find Nora:** Unit 10



JENNY ADLER

**Lives:** U.S.

**Job:** I’m a photographer and a photojournalist. I’m also a diver. I take a lot of photos underwater. I want my photos and the stories I tell to teach people. I also want to inspire others—women especially—to be interested in science.

**Where’s the best place to visit?**

Anywhere that has the ocean!

**Find Jenny:** Unit 3, Unit 9



RUBÉN SALGADO ESCUDERO

**Lives:** Mexico

**Job:** I’m a National Geographic Explorer and a photographer. I’m lucky. My job is to travel the world and take photos of beautiful things. I want to photograph amazing moments and use my photos to inspire people from all over the world.

**What do you do in your free time?** I do yoga and I cook. I also make music.

**Find Rubén:** Unit 10



LIA NAHOMI KAJIKI

**Lives:** Brazil

**Job:** I’m an ornithologist. I study birds. I’m also a PhD student at the University of Brasilia. I’m trying to learn more about one bird: the helmeted manakin. This beautiful bird lives only in Cerrado, central Brazil.

**Where is your favorite place to visit?**

Jericoacoara in Brazil.

**Find Lia:** Unit 7, Unit 11



Two Inupiat people from Alaska, U.S. greet each other.



# 1

## Hello!

### GOALS

- Scan for names and places
- Talk about yourself and other people
- Learn about countries, nationalities, and numbers
- Listen to long numbers
- Introduce yourself
- Write your information on an employee pass

### 1 Work in pairs. Discuss the questions.

- 1 Look at the photo. How do you greet people?
- 2 What do you do? What do you say?


### WATCH

### 2 1.1 Watch the video. Circle the correct options to complete the sentences.

#### NATIONAL GEOGRAPHIC EXPLORERS



ABBEY ENGLEMAN



ISAÍ MADRIZ

- 1 Explorer 1 is Abbey. She's from *the U.S. / the U.K.*
- 2 Explorer 2 is Isaí. He's from *Chile / Mexico.*

### 3 Make connections. Complete the sentences. Work in pairs. Say the sentences to your partner.

- 1 My name is \_\_\_\_\_.
- 2 I am from \_\_\_\_\_.

*Hi! My name is Sara. I am from Spain.*







*Hello! My name is Hakan. I'm from Turkey.*

# 1A Countries and cities

## LESSON GOALS

- Learn about countries and cities
- Understand an article about where people are from
- Scan for names and places

## VOCABULARY

- 1 Work in pairs. Look at the map on page 13. Where is your country?
- 2  1.1 Look at the flags. Write the countries. Then listen to check.
  - 1  Ar\_\_e n\_\_i n\_\_
  - 2  Br\_\_z\_\_l
  - 3  Ch\_\_n\_\_
  - 4  Fr\_\_n\_\_e
  - 5  G\_\_r\_\_a n\_\_
  - 6  J\_\_p\_\_n
  - 7  The U\_\_it\_\_d K\_\_ng\_\_om
  - 8  The Uni\_\_e\_\_ St\_\_t\_\_s

Go to page 160 for the Vocabulary reference.

## READING

- 3 Work in pairs. Ask and answer the questions.
  - 1 What city are you from?
  - 2 What country are you from?

*I'm from Santiago. Santiago is in Chile.*

### NATIONAL GEOGRAPHIC EXPLORERS

- 4 Read the article about Abbey Engleman and Isaí Madriz. Are the sentences true (T) or false (F)?
  - 1 Isaí is a scientist. T F
  - 2 Kristina is from Berlin. T F
  - 3 Abbey is a scientist. T F
  - 4 Myrto is from the United States. T F

- 5 Look at the Reading Skill box. Then scan the article. Circle the cities, countries, and people's names.

## READING SKILL

### Scanning for names and places



Sentences begin with capital letters:

*She's Sonia. She's from Bolivia.*

Names, countries, and cities have capital letters, too:

*Sarah London United Kingdom*

To find names and places, look for capital letters.

- 6 Read the article. Write the cities and countries.

- 1 Isaí Guadalajara, Mexico
- 2 Kristina \_\_\_\_\_
- 3 Abbey \_\_\_\_\_
- 4 Myrto \_\_\_\_\_

## PRONUNCIATION AND SPEAKING

- 7  1.2 Look at the Clear Voice box. Listen and repeat.

## CLEAR VOICE

### Stressing syllables



Some words have different parts (syllables).


Words with more than one part have stress:

*Ja-pan Ger-ma-ny Bra-zil*

*Ke-nya Pe-ru Chi-na*

*the U-ni-ted King-dom*

*the U-ni-ted States of A-me-ri-ca*

- 8  1.3 Listen to the cities and countries. Underline the parts with stress.

- 1 Istanbul, Turkey      3 Jakarta, Indonesia
- 2 Toronto, Canada

- 9 Work in pairs. Say the cities and the countries they are in.

*Istanbul is in Turkey.*

## EXPLORE MORE!

Look at the countries in Exercise 2. What are some cities in these countries? Search online for "cities in [country name]."

# Where are **you** from?

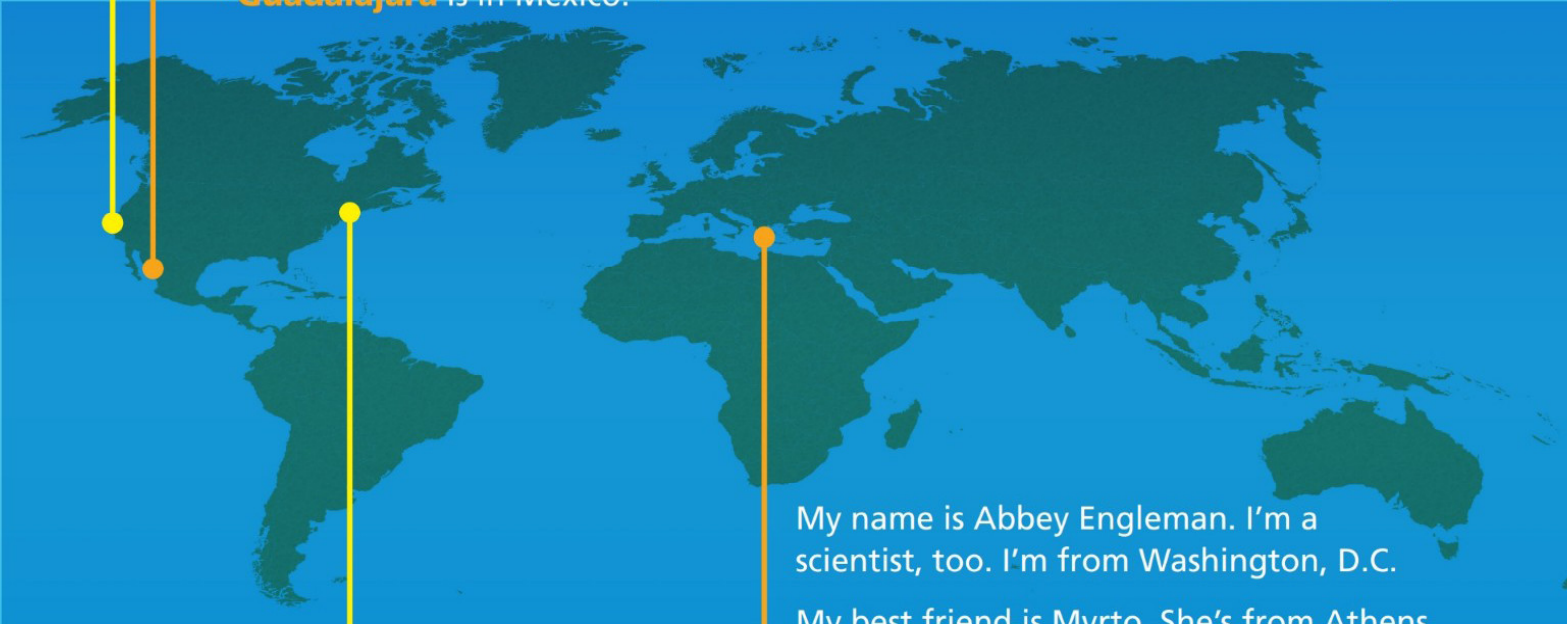
My name is Isaí Madriz. I'm a scientist. I'm from Guadalajara.

My wife is Kristina. She isn't from Guadalajara. She's from Palo Alto, a city in California.



**California** is in the United States.

**Guadalajara** is in Mexico.



My name is Abbey Engleman. I'm a scientist, too. I'm from Washington, D.C.

My best friend is Myrto. She's from Athens.

**Athens** is in Greece.

**Washington, D.C.** is in the United States.



# 1B

## She's American

### LESSON GOALS

- Understand people talking about nationalities
- Use *be* with singular pronouns
- Talk about famous people around the world

### VOCABULARY

#### 1 Work in pairs. Answer the questions.

- 1 What country are you from?
- 2 What is your nationality?

*I'm from Germany. I'm German.*

#### 2 Match the countries and nationalities.

- |            |              |
|------------|--------------|
| 1 Peru     | a German     |
| 2 the U.K. | b Moroccan   |
| 3 Oman     | c Turkish    |
| 4 Morocco  | d Brazilian  |
| 5 Germany  | e Vietnamese |
| 6 Vietnam  | f Peruvian   |
| 7 Turkey   | g British    |
| 8 Brazil   | h Omani      |

Go to page 160 for the Vocabulary reference.

### LISTENING AND GRAMMAR

#### 3 14 Look at the photos and listen. Do you know the people? Complete the sentences.

_____	American	Korean	French
-------	----------	--------	--------

- 1 Amanda Gorman is from the U.S.  
She's \_\_\_\_\_.
- 2 Kylian Mbappé is from France.  
He's \_\_\_\_\_.
- 3 Kim Yuna is from Korea. She's \_\_\_\_\_.

#### 4 Read the Grammar box. What are the three simple present forms of *be*?

##### GRAMMAR Simple present *be* (singular positive)

The verb *be* has three forms: *am*, *is*, and *are*.  
Use *I + am*: ***I am from France.***  
Use *you + are*: ***You are Japanese.***  
Use *he/she/it + is*: ***It is from the U.S.***  
Use these short forms:  
*I'm / you're / he's / she's / it's*

Go to page 166 for the Grammar reference.

#### 5 Rewrite the sentences. Use short forms.

1 I am from France.

*I'm from France.*

2 You are Japanese.

3 It is from the U.S.

4 She is American.

5 He is a soccer player.

#### 6 Complete the sentences. Use the correct form of *be*. Use short forms.

1 He \_\_\_\_\_ from Italy.

2 She \_\_\_\_\_ from the U.K.

3 I \_\_\_\_\_ Penelope. I \_\_\_\_\_ from Greece.

4 Madrid is a city. It \_\_\_\_\_ in Spain.

#### 7 Look at the Grammar box. What word do we use to make *be* negative? \_\_\_\_\_

##### GRAMMAR Simple present *be* (singular, negative)

To make *be* negative, use *not*.

***I am not from France.***

***You are not American.***

***He/She/It is not Japanese.***

Use these short forms:

*I'm not / You aren't / He isn't / She isn't / It isn't*

Go to page 166 for the Grammar reference.

#### 8 Rewrite the sentences. Use short forms.

1 I am not from France.

2 You are not American.

3 She is not Japanese.



Amanda Gorman, writer

Kylian Mbappé, soccer player

Kim Yuna, ice skater



9 Complete the sentences. Use the negative form of *be*.

- 1 I \_\_\_\_\_ Australian. I'm from New Zealand.
- 2 He \_\_\_\_\_ German. He's from France.
- 3 She \_\_\_\_\_ a teacher. She's a student.
- 4 São Paulo is in Brazil. It \_\_\_\_\_ in Mexico.
- 5 Where are you? You \_\_\_\_\_ in class.

**SPEAKING**

10 Work in groups. Choose three of the nationalities below. Think of a famous person for each of them.

American	Australian	Brazilian
British	Egyptian	Indian

11 Work in a new group. Tell your partners about your people in Exercise 10. Say their countries and nationalities.

*Adele is from the U.K. She's British.*

**EXPLORE MORE!**

Do you like any singers, actors, or athletes? Where are they from? What are their nationalities? Search online and find out.

# 1C


## What's your phone number?

### LESSON GOALS

- Learn the words for 0–10
- Understand conversations with long numbers
- Ask Yes/No questions with *be*

### VOCABULARY

1 Work in pairs. What are the words for 0 to 10 in your language? Do you know the English words?

2  1.5 Write the numbers (0–10) next to the words. Listen to check.

zero <u>  0  </u>	two _____
three _____	five _____
four _____	nine _____
eight _____	ten _____
six _____	seven _____
one <u>  1  </u>	

3 How many things are in the pictures? Write the numbers in word form.



  three   books



\_\_\_\_\_ pens




\_\_\_\_\_ chairs



\_\_\_\_\_ tables

Go to page 160 for the Vocabulary reference.

### LISTENING

4  1.6 Listen to three conversations. What are they talking about? Write the letters a–c.

\_\_\_\_\_ an address

\_\_\_\_\_ a phone number

\_\_\_\_\_ a bank account number

5  1.6 Look at the Listening Skill box. Listen again and write down the correct numbers.

### LISTENING SKILL

#### Listening to long numbers



Some numbers are long:

*My phone number is 02-111-3567-7924.*

You can say *oh* or *zero* for 0.

For long numbers, people say the numbers in groups:

*My phone number is oh-two ... one-one-one ...*

a \_\_\_\_\_

b \_\_\_\_\_

c \_\_\_\_\_ West Street. Zip code: \_\_\_\_\_

### GRAMMAR

6 Read the Grammar box. Complete the questions. Use the correct form of *be*.

#### GRAMMAR Yes/No questions with *be* (singular)

##### Yes/No questions

I am → Am I **Am I late?**

You are → Are you **Are you Nigerian?**

He/She/It is → Is he/she/it **Is it 9184-6683?**

Use a question mark (?), not a period (.).

##### Positive answers

*Yes, you are. / Yes, I am. / Yes, it is.*

##### Negative answers

*No, I am not. / No, I'm not.*

*No, you are not. / No, you aren't.*

*No, it is not. / No, it isn't.*

Go to page 166 for the Grammar reference.

- 1 Good afternoon. \_\_\_\_\_ you John?
- 2 \_\_\_\_\_ she the new student from Japan?
- 3 What's your address? \_\_\_\_\_ it 624 Abel Drive?
- 4 \_\_\_\_\_ I in the right class?

7 Look at the Useful Language box. Complete the sentences.

**Useful Language** Talking about numbers

What's your phone number / address? My address is ...  
My phone number is (66-456 ...)  
Is it (65-446 ...)?  
No. It's (66-456 ...) / Yes, it is.

- 1 A: What's your phone number, Michiko?  
B: \_\_\_\_\_ phone number is 8345-2168.  
2 A: My address \_\_\_\_\_ 2214 Smith Road.  
B: \_\_\_\_\_ it 214 Smith Road?  
A: No. \_\_\_\_\_ 2214 Smith Road.

**SPEAKING**

8 Work in pairs. Choose a number and say it. Your partner points at the number you say. Use the tips from the Listening Skill box.

- 1 0893456723                      4 0894642098  
2 0993547682                      5 783935492897  
3 783935492879                      6 0894536732

9 Work in pairs. Take turns.

**Student A:** Choose a name. Answer Student B's questions.

**Student B:** Ask for Student A's phone number and address. Say the correct name.

Name:	Phone number:	Address:
Lucas	(593)-96-768-2985	209 Umari Street
Serena	(1)-202-555-0199	4371 Manford Lane
Lucia	(252)-61-959-5083	558 Dale Road
Hiroshi	(66)-2-081-2592	6701 Bank Street
Danny	(60)-3-2516-7948	339 Dutch Street
Celia	(55)-11-99306-5787	9040 Park View
Zahid	(011)-212-812-365-729	7219 Lake Avenue
Violet	(996)-803-61385	185 West Street



Two women at a market in Nigeria

# 1D

## Introducing yourself

### LESSON GOAL

- Learn how to introduce yourself
- Learn different greetings
- Practice introducing yourself to others

### SPEAKING AND LISTENING

- 1 Work in pairs. What do you say when you meet someone new?
- 2  1.7 Listen to three conversations. Number the sentences in order. Listen again to check.
 

**Conversation 1**

a Hello. I'm Wei Ming. What's your name? 1

b Nice to meet you, too, Nader. \_\_\_\_\_

c Hi. I'm Nader. Nice to meet you, Wei Ming. \_\_\_\_\_

**Conversation 2**

d Yes, I am. It's nice to meet you! \_\_\_\_\_

e Yes, that's right. Are you Raul? \_\_\_\_\_

f Good morning. Are you Ahmed? \_\_\_\_\_


**Conversation 3**

g Hi. I'm Brian. I'm from the U.K., too! \_\_\_\_\_

h Good afternoon. I'm Colleen, from the U.K. \_\_\_\_\_

i Nice to meet you, Brian. \_\_\_\_\_

### MY VOICE

- 3  1.2 Watch the video about introducing yourself. Then match the words.
 

1 a greeting	a How are you?
2 a question	b It's nice to meet you.
3 something nice	c Good afternoon.
- 4 Look at the Communication Skill box. Then work in pairs and greet your partner.

### COMMUNICATION SKILL

#### Introducing yourself

When you meet someone new ...

Say a greeting:

*Hi, I'm Colleen. I'm from the U.K.*

- Ask a question: *How are you?*
- Answer questions: *I'm fine, thank you.*
- Say something nice: *It's nice to meet you.*
- Find common things: *I'm from the U.K., too!*



- 5 When do people say the greetings? Check (✓) the boxes. More than one box is possible.

			
Good morning	✓		
Good evening			
Good afternoon			
Good night			
Bye-bye			
Hi			

- 6 Look at the Useful Language box. Which expressions mean "hello"? Which mean "goodbye"?

### Useful Language Hellos and Goodbyes

#### Greetings

Hi. / Hello.

Good morning / afternoon / evening.

#### Questions and answers

What's your name?

How are you?

I'm fine, / I'm great, thank you.

#### Polite expressions

It's nice to meet you.

Nice to meet you, too.

#### Saying goodbye

Goodbye. / Bye-bye. / Good night.

### PRONUNCIATION

- 7  1.8 Look at the Clear Voice box. Listen and repeat.

#### CLEAR VOICE

#### Stressing important words

People stress important words.

*I'm Ellis. I'm from Japan.*

*Are you Dutch? I'm Dutch, too.*

