

Joan Saslow
Allen Ascher

Teen & Teen

One

Student Book
& Workbook 1



Extra Practice
CD-ROM

OXFORD



Joan Saslow
Allen Ascher

Teen Teen

One

Student Book
& Workbook 1

OXFORD
UNIVERSITY PRESS

Teen 2 Teen

For your reality

Real ...

Read and listen to everyday language.

Topic Snapshot

1. Read and listen to the conversation.



Lucas: Wow! Marcos, who's the new girl?
 Marcos: The tall girl?
 Lucas: Mm-hmm. She's pretty. What's her name?

Realistic ...

6

Vocabulary Entertainment events

1. Look at the pictures. Read and listen.



1. a concert 2. a game 3. a movie 4. a party

2. Pronunciation Listen and repeat.

3. Complete each statement about the events with the Vocabulary.

1. Cool! David's birthday party _____ is at 8:00!
2. Awesome! King Kong is my favorite _____.
3. Hey! What time is the volleyball _____?
4. The Lady Gaga _____ is at the Metro Theater on Saturday.

Study and learn new words from clear illustrations and photos. Pronounce them and use them right away.

12

You should visit Brazil!

Teen 2 Teen Friends

1. Read and listen to the video webchat.

Video webchat

Ana: Hello, Daniel? Are you there?
 Daniel: I'm here, Ana. How are you?
 Ana: Actually, I'm great! Daniel, guess what?
 Daniel: What?
 Ana: Julie Dudos is here with her family. From Canada! She's here in my apartment now.
 Daniel: Hi, Julie! Lucky you!
 Julie: Yeah, Brazil is fantastic!
 Ana: Daniel, you should visit Brazil, too!
 Daniel: I should! That's an awesome idea. But what's Brazil like?
 Ana: Well, it's a really big country. The people are very nice. The weather is great. The restaurants are fantastic. And the beaches are awesome!
 Daniel: Hey, Julie! You should upload some photos of Brazil to Teen2Teen Friends, OK?
 Julie: Great idea!
 Ana: See you later, Daniel!
 Daniel: Bye, guys!

Meet friends from around the world on the Teen2Teen Friends social networking "website."

Teen 2 Teen

Give and accept compliments

1. Read and listen to the conversation.

- A That sweater is so cool!
 B This sweater?
 A Yeah, it's great. And those red shoes are awesome!
 B Thanks!
 A You're welcome.

Learn authentic, social language that reflects your reality.

Grammar Verb be: information questions with Where; be in for location

1. Study the grammar.

Where are you? I'm in Salvador!

Questions with Where	be in for location
Where are you?	I'm in Portugal.
Where am I?	You're in Paris.
Where is Flora?	She's in Spain.
Where is the book?	It's in my English class.

Language tips

- Where is = Where's
- Where are NOT Where're

Reminder

Write a question with a question mark (?).
 Write a statement with a period (.).

Simple and clear examples aid understanding and use.

For your reality ...

Today's International Five-Day Weather Forecast Tuesday, February 4

Favorite places

London	8°C	Cloudy	12°C	10°C	9°C
Paris	10°C	Cloudy	12°C	10°C	9°C
Madrid	12°C	Sunny	12°C	10°C	9°C
Beijing	12°C	Sunny	12°C	10°C	9°C
Delhi	12°C	Sunny	12°C	10°C	9°C
Osaka	12°C	Sunny	12°C	10°C	9°C
London	12°C	Sunny	12°C	10°C	9°C
Paris	12°C	Sunny	12°C	10°C	9°C
Madrid	12°C	Sunny	12°C	10°C	9°C
Beijing	12°C	Sunny	12°C	10°C	9°C
Delhi	12°C	Sunny	12°C	10°C	9°C
Osaka	12°C	Sunny	12°C	10°C	9°C

Yes, they can! Meet four awesome athletes

Meet Chinese weightlifter **Cao Lei**. She is from Hebei Province in China. Ms. Cao is very strong. She can lift 158 kilograms!

This is British jumper **Li Jingde**. Mr. Jingde is from East London. He is a very strong jumper. Look at the photo! He can jump over three cars! His friends say, "Li, you're lots of fun. But please be careful!"

Veronica Campbell-Brown is from Clarks Town, Jamaica. Her family is very big (nine brothers and sisters)! She can run very fast. She can run 200 meters in 22.22 seconds! That's very fast! Her husband can also run fast. He's an athlete, too.

Australian swimmer **James Magnussen** can swim very fast—50 meters in 22 seconds! He is from Port Macquarie, Australia. People say he is very handsome.

Read interesting articles written at a level you can understand and explore a variety of authentic text types.




Use English to express your ideas and talk about your own life.



Talk to your classmates about subjects that interest you.

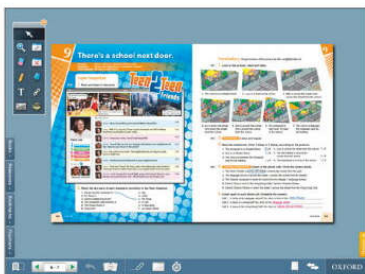
4. **Listening comprehension** Listen to the conversations. Then listen again and complete each statement, according to the conversations.
- The green pants are / aren't great. The brown ones are / aren't so nice.
 - The gray sweater is / isn't cool, but it is / isn't very expensive.
 - The jacket is new / old. It's nice / not nice.
 - His favorite color is / isn't orange. Her favorite color is / isn't orange.
 - The shoes are / aren't good-looking. They're black / blue.
5. Listen again and check your answers.

Extend your learning
Use the activities in the Workbook and on the CD-ROM for extra practice.



Listening comprehension activities will give you practice understanding real spoken English.


Extra support from your teacher




Digital resources to help bring language to life in the classroom.



Interactive Grammar Presentations to help with learning.



Additional worksheets to consolidate and extend your learning.





Tests to record your progress.



Learning Objectives

	Grammar	Vocabulary	Social language	Reading and Writing
page 6				
1. Welcome to English class. <i>page 10</i>	<ul style="list-style-type: none"> Verb <i>be</i>: affirmative and negative Subject pronouns 	<ul style="list-style-type: none"> Greetings: hellos and goodbyes 	<ul style="list-style-type: none"> Greet your classmates Apologize for a mistake 	Reading <ul style="list-style-type: none"> Conversations and captions Writing <i>page 90</i> <ul style="list-style-type: none"> Writing a sentence: subjects and verbs
2. Is she your mom? <i>page 16</i>	<ul style="list-style-type: none"> Possessive adjectives Possessive 's and s' Verb <i>be</i>: <i>yes / no</i> questions and short answers Verb <i>be</i>: questions with <i>Who</i> and <i>What</i> 	<ul style="list-style-type: none"> The family 	<ul style="list-style-type: none"> Talk about your family 	Reading <ul style="list-style-type: none"> A picture story Writing <i>page 90</i> <ul style="list-style-type: none"> Using periods and question marks
3. Teen2Teen friends Where are you from? <i>page 22</i>	<ul style="list-style-type: none"> Verb <i>be</i>: questions with <i>Where</i> <i>be in</i> for location <i>be from</i> for origin 	<ul style="list-style-type: none"> Countries, nationalities, and hometowns 	<ul style="list-style-type: none"> Discuss nationalities 	Reading <ul style="list-style-type: none"> An online message board Skill / strategy: Find supporting details Writing <i>page 91</i> <ul style="list-style-type: none"> Capitalization
Review: Units 1–3 <i>pages 28–29</i> All About You Progress Check		Cross-curricular Reading: Geography <i>page 96</i>		Magazine 1 <i>page 100</i>
4. Are we late? <i>page 30</i>	<ul style="list-style-type: none"> Prepositions <i>on</i> and <i>at</i> Verb <i>be</i>: information questions with <i>What time</i>, <i>When</i>, and <i>What day</i> 	<ul style="list-style-type: none"> Clock times School subjects Days of the week Expressions of punctuality 	<ul style="list-style-type: none"> Confirm the time of a class 	Reading <ul style="list-style-type: none"> Profiles from a teen magazine Skill / strategy: Classify information Writing <i>page 91</i> <ul style="list-style-type: none"> More rules about capitalization
5. The new girl is very cute! <i>page 36</i>	<ul style="list-style-type: none"> Use of adjectives Intensifier <i>very</i> Verb <i>be</i>: information questions with <i>What color</i> Questions with <i>or</i> 	<ul style="list-style-type: none"> Adjectives to describe people Adjectives to describe eyes and hair 	<ul style="list-style-type: none"> Describe a person 	Reading <ul style="list-style-type: none"> On-the-street interviews Skill / strategy: Find supporting details Writing <i>page 92</i> <ul style="list-style-type: none"> Capitalization of sentences
6. Teen2Teen friends Today's my birthday! <i>page 42</i>	<ul style="list-style-type: none"> Verb <i>be</i>: questions with <i>How old</i> Preposition <i>in</i> for months Preposition <i>on</i> for dates 	<ul style="list-style-type: none"> Entertainment events Months of the year Ordinal numbers 1st–31st 	<ul style="list-style-type: none"> Confirm the date of an event 	Reading <ul style="list-style-type: none"> An events calendar Skill / strategy: Scan for information Writing <i>page 92</i> <ul style="list-style-type: none"> Capitalization
Review: Units 4–6 <i>pages 48–49</i> All About You Progress Check		Cross-curricular Reading: Art <i>page 97</i>		Magazine 2 <i>page 101</i>

	Grammar	Vocabulary	Social language	Reading and Writing
7. Here. Use my phone. <i>page 50</i>	<ul style="list-style-type: none"> Prepositions and expressions of position and location The imperative 	<ul style="list-style-type: none"> Rooms and furniture at home 	<ul style="list-style-type: none"> Help someone find something 	Reading <ul style="list-style-type: none"> A dos and don'ts list for English class Skill / strategy: Apply information Writing page 93 <ul style="list-style-type: none"> Using exclamation points
8. It's really sunny now! <i>page 56</i>	<ul style="list-style-type: none"> <i>Let's / Let's not</i> 	<ul style="list-style-type: none"> Good weather and bad weather Free-time activities 	<ul style="list-style-type: none"> Talk about the weather Suggest activities 	Reading <ul style="list-style-type: none"> Weather forecasts Skill / strategy: Interpret visual symbols Writing page 93 <ul style="list-style-type: none"> Using apostrophes
9. Teen 2 Teen Friends There's a school next door. <i>page 62</i>	<ul style="list-style-type: none"> <i>there is / there are</i> Questions with <i>How many</i> 	<ul style="list-style-type: none"> Expressions of location in the neighborhood Places in the neighborhood 	<ul style="list-style-type: none"> Ask about a neighborhood 	Reading <ul style="list-style-type: none"> A blog about your neighborhood Skill / strategy: Find supporting details Writing page 94 <ul style="list-style-type: none"> Connecting words with commas and <i>and</i>
Review: Units 7–9 pages 68–69 All About You Progress Check		Cross-curricular Reading: Earth Science page 98		 Magazine 3 page 102
10. Look at those black jeans! <i>page 70</i>	<ul style="list-style-type: none"> Questions with <i>Which</i> Answers with <i>one / ones</i> <i>this / that / these / those</i> Intensifier <i>too</i> 	<ul style="list-style-type: none"> Clothes Colors 	<ul style="list-style-type: none"> Give and accept compliments 	Reading <ul style="list-style-type: none"> An online clothes store Skill / strategy: Apply prior knowledge Writing page 94 <ul style="list-style-type: none"> Combining two sentences with <i>and</i>
11. I can do that! <i>page 76</i>	<ul style="list-style-type: none"> <i>can / can't</i> for ability: statements and <i>yes / no</i> questions Degrees of ability 	<ul style="list-style-type: none"> Abilities 	<ul style="list-style-type: none"> Discuss your abilities 	Reading <ul style="list-style-type: none"> Profiles of international athletes Skill / strategy: Classify information Writing page 95 <ul style="list-style-type: none"> Combining sentences with <i>but</i>
12. Teen 2 Teen Friends You should visit Brazil! <i>page 82</i>	<ul style="list-style-type: none"> <i>should</i> for advice: statements and <i>yes / no</i> questions <i>should</i>: information questions 	<ul style="list-style-type: none"> Reasons to visit a place 	<ul style="list-style-type: none"> Describe your country 	Reading <ul style="list-style-type: none"> An online travel article Skill / strategy: Find supporting details Writing page 95 <ul style="list-style-type: none"> Combining ideas with <i>or</i>
Review: Units 10–12 pages 88–89 All About You Progress Check		Cross-curricular Reading: Life Science page 99		 Magazine 4 page 103
Reference pages 104–106				
Workbook pages W1–W37				

Welcome to

Teen & Teen

Classroom directions

1.02)) 1. Read and listen.



1. read



2. listen



3. repeat



4. write



5. look

1.03)) 2. **Pronunciation** Listen and repeat.

The alphabet

1.04)) 1. Read and listen.



1.05)) 2. **Pronunciation** Listen and repeat.

About you!



Spell your name.


K-A-T-E

The classroom

1.06

1. Look, listen, and read.

1. a board
2. a marker
3. a teacher
4. a student
5. a picture
6. a table
7. a book
8. a desk
9. a pencil
10. an eraser
11. a chair
12. a notebook
13. a pen



1.07

2. Pronunciation Listen and repeat.

Numbers 0–10

1.08

1. Read and listen.

0

zero

1

one

2

two

3

three

4

four

5

five

6

six

7

seven

8

eight

9

nine

10

ten

1.09

2. Pronunciation Listen and repeat.

3. Look at the pictures. Write the numbers.



a. three notebooks



b. _____ erasers



c. _____ teachers



d. _____ chairs



e. _____ pens



f. _____ markers



g. _____ student



h. _____ books



i. _____ desks



j. _____ pictures

Numbers 11-20

1.10) 1. Read and listen.



1.11) 2. Pronunciation Listen and repeat.

3. Write the numbers.

- a. 15 fifteen c. 18 _____ e. 16 _____ g. 12 _____ i. 17 _____
b. 19 _____ d. 14 _____ f. 20 _____ h. 13 _____ j. 11 _____

Numbers 21-100

1.12) 1. Read and listen.



1.13) 2. Pronunciation Listen and repeat.

3. Write the numbers.

- a. 31 thirty-one e. 86 _____ i. 58 _____ m. 82 _____
b. 63 _____ f. 94 _____ j. 37 _____ n. 75 _____
c. 42 _____ g. 77 _____ k. 41 _____ o. 68 _____
d. 55 _____ h. 49 _____ l. 99 _____ p. 60 _____

Teen2Teen Friends

16:00

1.14 Connecting Teens Around the World!

Hi! I'm Julie Duclos.



Hey! Bruno Klein here.



Hello! I'm Gan Yu.



Adam Lucas, here. Hi!

I'm Daniel Campos. Hello!



Hi! I'm Su Berkan.



Hello! I'm Sandra Pacheco.

And I'm Ana Costa. Hi!



I'm Hana Lee. Hi!
Nice to meet you!



Meet the Teen2Teen Friends in Units 3, 6, 9, and 12,
and in the Teen2Teen Friends Magazine.

Welcome to English class.

Grammar: Verb *be* • Subject pronouns
Vocabulary: Greetings: hellos and goodbyes
Social language: Greet your classmates • Apologize for a mistake

Vocabulary Greetings: hellos and goodbyes

1.15 **1. Look at the pictures. Read and listen.**



1. Phil: Hi!
 Jen: Hello!
 Marie: Hi!



2. Teacher: Good morning.
 Classmates: Good morning.



3. Wendy: Good afternoon.
 Ms. Miller: Good afternoon.



4. Hostess: Good evening.
 Mr. Bates: Good evening.



5. Dad: Goodbye.
 Kids: Goodbye.



6. Mom: Good night.
 Paula: Good night.

1.16 **2. Pronunciation Listen and repeat.**

3. Circle the correct greeting.

1. 18:30 Good morning. / Good evening.
 2. 10:00 Good morning. / Good evening.

3. 14:00 Good morning. / Good afternoon.
 4. 22:00 Good night. / Good afternoon.

4. Write the correct greeting.



1. You **Hi! / Hello!**



2. You _____



3. You _____



4. You _____


Topic Snapshot

1.17) 1. Read and listen to the conversation.



Sam: Good morning! I'm Sam.

Lucy: Hello! I'm Lucy.



Sam: Nice to meet you, Lucy.

Lucy: Nice to meet you, too, Sam.



Teacher: Good morning. I'm Ms. Lane.
Welcome to English class.

Sam and

Lucy: Good morning, Ms. Lane.

2. Choose the correct greeting.

- I'm Claire.
 - Nice to meet you, Claire.
 - Goodbye.
- I'm Dave.
 - Hello, Dave. I'm Ellen.
 - Good night.
- Nice to meet you.
 - Good night.
 - Nice to meet you, too.
- I'm Ms. Jones.
 - Nice to meet you, too.
 - Hello, Ms. Jones.

1.18) 3. Now listen and check your answers.

1.19) 4. **Listening comprehension** Listen to the conversations. Write the words to complete the conversations.

- A: Hello ! I'm Max.
B: Hello, Max. I'm Sara.
- A: Hi, Patrick. I'm Alex.
B: _____, Alex.
- A: Hello. I'm Gabriel.
B: _____, Gabriel. I'm Mr. Smith. I'm the teacher.
- A: Good morning, Mr. Smith. Nice to meet you.
B: _____ to English class.

Grammar Verb *be*: affirmative; Subject pronouns

1. Study the grammar.






subject pronoun

I

verb *be*

am Dan.

I'm Dan.

Singular subject pronouns	Singular affirmative statements	Contractions
	I am Paula.	I'm Paula.
	You are Dennis.	You're Dennis.
	He is a student.	He's a student.
	She is a teacher.	She's a teacher.
	It is a pencil.	It's a pencil.



Language tip

- **a** and **an**

a pencil / a marker / a student **BUT** an eraser

1.20

2. Pronunciation Listen to the grammar examples. Repeat.

3. Complete the sentences. Write the correct subject pronouns and a form of *be*. Use contractions.

1. He's Leo.

2. _____ Susan.



3. _____ a book.






4. _____ Mr. Soares.

5. _____ Ms. Davis.
_____ the teacher.

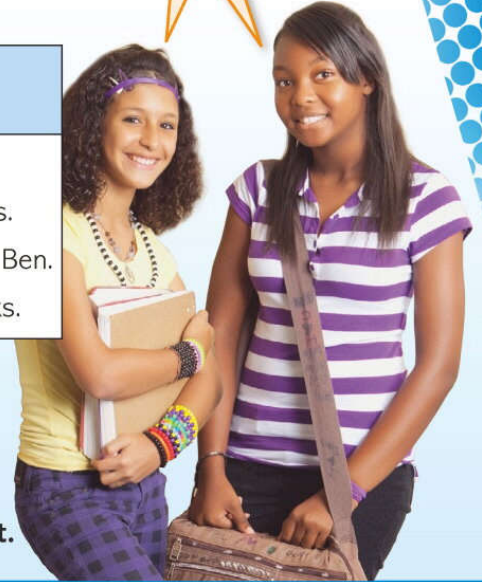
1.21

4. Now listen and check your answers.

5. Study the grammar.

Plural subject pronouns	Singular affirmative statements	Contractions
 we	We are students.	We're students.
 you	You are classmates.	You're classmates.
 they	They are Tom and Ben.	They're Tom and Ben.
	They are notebooks.	They're notebooks.

We're classmates.



Language tip

- Always use a subject pronoun.
She is a teacher. NOT Is a teacher.
They are students. NOT Are students.

1.22

6. Pronunciation Listen to the grammar examples. Repeat.

7. Complete the statements. Write the correct subject pronouns and a form of *be*. Use contractions.



1. They're students.



2. _____ pens.



3. _____ Melissa and Anne.

1.23

8. Now listen and check your answers.

9. Write statements. Change the contractions to full forms.

- I'm Zara. I am Zara
- We're classmates. _____
- He's a teacher. _____
- They're markers. _____
- You're students. _____
- It's a book. _____

Grammar Verb *be*: negative

I'm not Dan. I'm Tim.

1. Study the grammar.

Negative statements	Contractions
I am not Ellen.	I' m not Ellen.
You are not a teacher.	You' re not a teacher. OR You aren't a teacher.
He is not Jake.	He' s not Jake. OR He isn't Jake.
She is not Ann.	She' s not Ann. OR She isn't Ann.
It is not an eraser.	It' s not an eraser. OR It isn't an eraser.
We are not teachers.	We' re not teachers. OR We aren't teachers.
You are not Amy and Ed.	You' re not Amy and Ed. OR You aren't Amy and Ed.
They are not markers.	They' re not markers. OR They aren't markers.



2. Pronunciation Listen to the grammar examples. Repeat.

3. Look at the pictures and the names. Then complete the conversations. Use contractions.

1. We're _____ Lily and Elena.
We're not _____ Julia and Kate.

2. Cathy?

No. _____ Cathy.
_____ Erica.

3. Steven?

No. _____ Steven.
_____ Steven.

4. Laura?

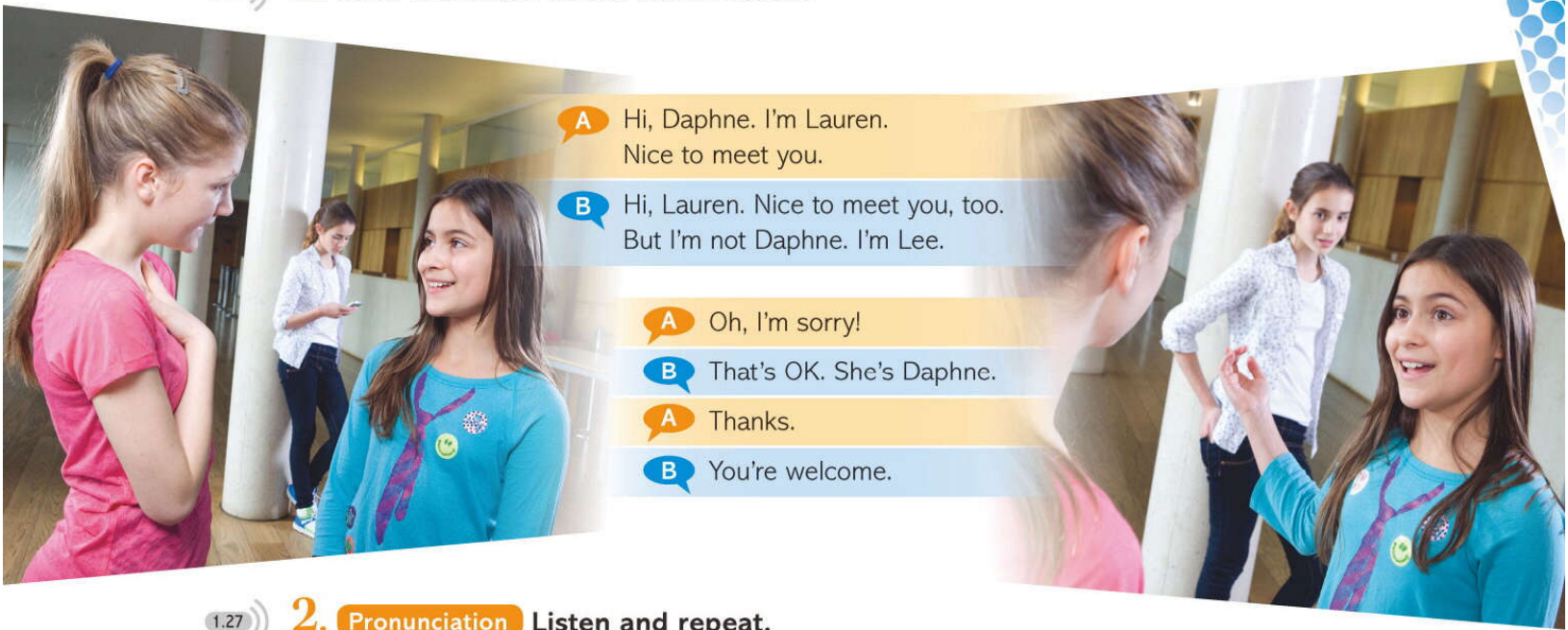
No. _____ Laura.
_____ Lisa.
_____ Laura.

4. Listening comprehension Listen to the conversations. Circle T (true) or F (false).

- 1. She's Sarah. T/F
- 2. She's Kristen. T/F
- 3. He's not Jonathan. T/F
- 4. She's Katie. T/F
- 5. He's Edward. T/F
- 6. They're teachers. T/F

Greet your classmates; Apologize for a mistake

1.26 **1. Read and listen to the conversation.**



A Hi, Daphne. I'm Lauren.
Nice to meet you.

B Hi, Lauren. Nice to meet you, too.
But I'm not Daphne. I'm Lee.

A Oh, I'm sorry!

B That's OK. She's Daphne.

A Thanks.

B You're welcome.

1.27 **2. Pronunciation Listen and repeat.**

3. Guided conversation Write the names of four classmates on the notepad. Then create a NEW conversation. Use your name and the names of two classmates from your notepad.

A Hi, _____. I'm _____.
Nice to meet you.

B Hi, _____. Nice to meet you, too.
But I'm not _____. I'm _____.

A Oh, I'm sorry!

B That's OK. _____'s _____.

A Thanks.

B You're welcome.



Read your new conversation with your partner.
Then read the conversation in your partner's book.

Is she your mom?

Grammar: Possessives • Verb *be*: *yes/no* questions • Questions with *Who* and *What*
Vocabulary: The family
Social language: Talk about your family

Topic Snapshot

1.28

1. Read and listen to the conversation.



Niki: Look, Gil. Here's a photo of my teacher.

Gil: Cool! What's her name?

Niki: Ms. Nelson. And here are my classmates, Ty and Wendy.



Gil: Who's he?

Niki: That's my friend, Bill.

Gil: Hey, am I your friend, too?

Niki: Of course!



Gil: Hi!

Niki: Is she your mom?

Gil: Yes, she is. And he's my little brother.

Niki: Oh! What's his name?

Gil: Gary.

2. Match the name with the relationship.

1. Gary
2. Gil and Niki
3. Ms. Nelson
4. Bill
5. Ty and Wendy

- a. teacher
- b. classmates
- c. friends
- d. friend
- e. brother

Grammar Possessive adjectives; Possessive 's and s'

1. Study the grammar.

Possessive 's and s'

Niki is Gil's friend.
 Niki is Gil and Bill's friend.
 Her friend's brother is Gary.
BUT Her friends' names are Gil and Bill.

Subject pronouns	Possessive adjectives
I	my
you	your
he	his
she	her
it	its

Subject pronouns	Possessive adjectives
you	your
we	our
they	their



1.29 2. Pronunciation Listen to the grammar examples. Repeat.

3. Look at the pictures. Complete the statements with the correct possessive adjectives, according to the Topic Snapshot on page 16.

1. Gary is his brother.

2. Bill is _____ friend.

3. Ms. Nelson is _____ teacher.

4. Ms. Nelson is _____ teacher.

5. Gil is _____ friend.

6. So, Ms. Nelson is _____ teacher!

4. Complete the statements with possessive 's or s'.

- Niki's _____ teacher is Ms. Nelson.
- Gary is Gil _____ brother.
- They're her two classmate _____ notebooks.
- Niki is Ty and Wendy _____ classmate.

Grammar

Verb *be*: *yes / no* questions and short answers

1. Study the grammar.

yes / no questions	Short answers
Are you my teacher?	Yes, I am. No, I'm not.
Am I your student?	Yes, you are. No, you're not. OR No, you aren't.
Is she Gil's mom?	Yes, she is. No, she's not. OR No, she isn't.
Is Bill her brother?	Yes, he is. No, he's not. OR No, he isn't.
Are you our classmates?	Yes, we are. No, we're not. OR No, we aren't.
Are we Ms. Nelson's students?	Yes, you are. No, you're not. OR No, you aren't.
Are Ty and Wendy Niki's friends?	Yes, they are. No, they're not. OR No, they aren't.

1.30 **2. Pronunciation** Listen to the grammar examples. Repeat.

3. Complete the short answers.

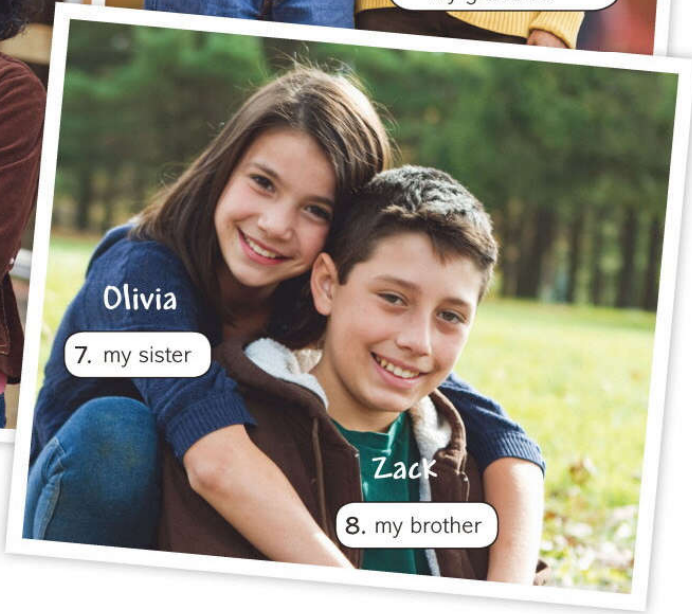
- A: Is Niki a student?
B: Yes, she is.
- A: Is Gary Niki's brother?
B: No, _____.
- A: Is Ms. Nelson Gil's teacher?
B: No, _____.
- A: Are Gil and Bill Niki's friends?
B: Yes, _____.
- A: Are Ty and Wendy Gil's classmates?
B: No, _____.
- A: Am I your classmate?
B: Yes, _____.

4. Complete each conversation with a *yes / no* question.

- A: Is she our teacher _____? (she / our / teacher)
B: Yes, she is.
- A: _____? (they / your / friends)
B: Yes, they are.
- A: _____? (he / Gil's / brother)
B: No, he isn't.
- A: _____? (we / your / classmates)
B: No, you aren't.
- A: _____? (she / Bill and Gil's / friend)
B: Yes, she is.
- A: _____? (I / your / teacher)
B: Yes, you are.

Vocabulary The family

1.31 **1. Look at the photos. Read and listen.**



1.32 **2. Pronunciation Listen and repeat.**

3. Write the correct family relationships.

1. Joanne is Olivia's grandmother / grandma .
2. Jerry and Joanne are Hope's _____ .
3. Tom and Jessica are Hope's _____ .
4. Olivia is Hope and Zack's _____ .
5. Jerry is Olivia's _____ .

1.33 **4. Listening comprehension Look at the photos in Exercise 1 again. Then listen to the statements. Circle the correct names.**

1. Jerry / Joanne
2. Tom / Jerry
3. Olivia and Zack / Jessica and Tom
4. Olivia / Jessica
5. Hope / Jessica



Complete the statement about your family.

My _____ .

Grammar Verb *be*: questions with *Who* and *What*

1. Study the grammar.

Questions with <i>Who</i>	
Who am I?	You're Jorge!
Who are you?	I'm your classmate.
Who's Maria?	She's my sister.
Who's your teacher?	Ms. Nelson.
Who are they?	They're my grandparents.




Personal information

1.34 Listen and repeat.

family name
phone number
e-mail address
nickname

Questions with <i>What</i>	
What's your family name?	It's Ramirez.
What's our phone number?	555-9807.
What's her e-mail address?	paulaz@costa.br.
What's Ricardo's nickname?	It's Ricky.
What are their names?	Steve Kraft and Beth Peters.



Language tips

- *Who's* = *Who is*
- *What's* = *What is*
- *Who are* **NOT** ~~*Who're*~~
- *What are* **NOT** ~~*What're*~~

1.35 2. Pronunciation Listen to the grammar examples. Repeat.

3. Complete the questions. Choose *Who* or *What*.

- A: Who / What is she?
B: She's my teacher.
A: Really? **Who** / **What** is her name?
B: Ms. Bora.
- A: **Who** / **What** are they?
B: They're my sisters.
A: And **who** / **what** is their teacher?
B: Their teacher is Mr. Rouse.
- A: Is he your brother?
B: Yes, he is.
A: **Who** / **What** is his e-mail address?
B: It's paulo6@costa.br.
- A: Nice photo. **Who** / **What** is he?
B: Oh, that's Julio. He's my friend.
A: Really? **Who** / **What** is his family name?
B: His family name? It's Silva.

4. Write questions with *What* for a partner. Write answers in your partner's book.

- (family name) What's your family name ? My family name is ...
- (nickname) _____ ? _____
- (friends' names) _____ ? _____
- (parents' names) _____ ? _____

Talk about your family



1.36 **1. Read and listen to the conversation.**

- A** Look. Here's a picture of my family.
- B** Cool! Who's she?
- A** Oh, she's my sister.
- B** What's her name?
- A** Frances. But her nickname is Fran.
- B** And who are they? Are they your grandparents?
- A** Yes, they are.
- B** That's great!

1.37 **2. Pronunciation Listen and repeat.**

3. Guided conversation Create a NEW conversation.

Draw a picture of your family, or bring photos to class.

A Look. Here's a picture of my family.

B Cool! Who's _____?

A Oh, _____'s my _____.


B What's _____?

A _____. But _____ nickname is _____.

B And who are they? Are they your _____?

A _____.

B That's great!



Read your new conversation with your partner.
Then read the conversation in your partner's book.

3

Where are you from?

Grammar: Verb *be*: questions with *Where* • *be in* for location • *be from* for origin
Vocabulary: Countries, nationalities, and hometowns
Social language: Discuss nationalities



Topic Snapshot

1.38

1. Read and listen to the posts.

Ana Costa

- Question of the day
- Events calendar
- My blog
- Video webchat
- Favorites

My friends:

Su Berkan Adam Lucas

16:00

Ana: Hello! I'm new. Who's on Teen2Teen Friends today? 😊

Su: Hi, Ana. Welcome to Teen2Teen Friends! 15:30

Ana: Hi, Su! Where are you? 15:33

Su: I'm in Istanbul, in Turkey. I'm a student. 15:35

Ana: Really? I'm a student, too. 15:40

Su: That's great! Where are you? 15:41

Ana: I'm in Brazil. 15:42

Adam: Hi! Adam here. 15:55

Su: Hey, Adam! Where are you? 15:56

Adam: I'm in Los Angeles, in the United States. 15:57

Su: Welcome to Teen2Teen Friends, everyone. This is so cool! 15:58

Post a comment ...

2. Complete each statement. Circle the correct words.

1. Ana/Su is in Brazil.
2. Ana/Su is in Turkey.
3. Ana's family name is Berkan / Costa.
4. Istanbul is in Brazil / Turkey.
5. Ana and Su are friends / classmates on Teen2Teen Friends.
6. Adam is in the United States / Brazil.

Grammar Verb *be*: information questions with *Where*; *be in* for location

1. Study the grammar.

Where are you?

I'm in Salvador!

Questions with <i>Where</i>	<i>be in</i> for location
Where are you?	I'm in Portugal.
Where am I?	You're in Paris.
Where is Flora?	She's in Spain.
Where is the book?	It's in my English class.



Language tips

- *Where is* = *Where's*
- *Where are* **NOT** ~~*Where're*~~

Reminder

Write a question with a question mark (?).

Write a statement with a period (.).

2. Pronunciation Listen to the grammar examples. Repeat.

1.39

3. Read the posts on Teen2Teen Friends on page 22 again. Answer the questions. Use a period.

- Where is Su? She's in Turkey.
- Where is Ana? _____
- Where is Adam? _____

4. Look at the pictures. Write questions with *Where*. Write answers with *be in*. Use question marks and periods.



China



Quito, Ecuador



Egypt



Pisa, Italy

- Q: Where is she?
A: She's in China.
- Q: _____
A: _____
- Q: _____
A: _____
- Q: _____
A: _____



About you!

Where are you? Complete the statement.

I'm _____.

Grammar *be from* for origin

1. Study the grammar.

She's in New York.
But she's from Brazil.

Statements

Affirmative statements	Negative statements
I'm from Peru.	I'm not from Bolivia.
She's from South Korea.	She's not from Japan. OR She isn't from Japan.
We're from Colombia.	We're not from Ecuador. OR We aren't from Ecuador.

Information questions

Where are you from ?	I'm from Taipei.
Where are your parents from ?	They're from China.
Where is this book from ?	It's from the United States.
Where is Adam Lucas from ?	He's from Los Angeles.

1.40 **2. Pronunciation** Listen to the grammar examples. Repeat.

3. Complete the conversations.

- A: Where are you from?
B: I'm from Panama.
- A: Where are your grandparents from?
B: _____ Egypt.
- A: _____ is Silvio _____?
B: He's _____ Rome, Italy.
- A: Is your sister _____ Havana?
B: Yes, she is. But she's in Miami now.

1.41 **4. Now listen and check your answers.**

5. Write an affirmative and a negative statement about each of the students on Teen2Teen Friends. Use contractions.

- Su (Turkey/Brazil) Su's from Turkey. She's not from Brazil.
- Adam (Mexico/the United States) _____
- Ana (Brazil/Colombia) _____

6. Write two information questions for your partner. Write answers to your partner's questions in your partner's book.

Your questions	Your partner's answers
<u>Where are your grandparents from?</u>	<u>They're from Fortaleza.</u>
_____	_____
_____	_____

Vocabulary Countries, nationalities, and hometowns

1.42

1. First look at Julie's profile on Teen2Teen Friends. Then look at the other profiles. Read and listen.

Teen2Teen
Friends



Julie Duclos
Country: Canada
Nationality: Canadian
Hometown: Montreal



Bruno Klein
Germany
German
Munich



Gan Yu
China
Chinese
Beijing



Adam Lucas
the United States
American
Los Angeles



Daniel Campos
Mexico
Mexican
Mexico City



Su Berkan
Turkey
Turkish
Istanbul



Hana Lee
South Korea
Korean
Seoul



Sandra Pacheco
Colombia
Colombian
Cali



Ana Costa
Brazil
Brazilian
Brasilia

1.43

2. **Pronunciation** Listen and repeat: *country, nationality, and hometown.*

1.44

3. **Pronunciation** Now listen and repeat the countries, nationalities, and hometowns in the profiles.

1.45

4. **Listening comprehension** Listen to the conversations.

Then listen again and complete the statements with *in* or *from*.

- Her brother is in Mexico.
- Lou is _____ Cali.
- She's _____ Canada.
- His grandparents are _____ China.
- They're _____ Peru.
- Sean's teacher is _____ South Korea.

1.46

5. **Listening comprehension** Listen to the conversations. Then listen again and circle T (true) or F (false).

- Their teacher is Brazilian. T / F
- Mary is from Germany. T / F
- She's in Canada. T / F
- Her father is from Los Angeles. T / F
- They're American. T / F




Reading An online message board

1.47

1. Read the messages on Teen2Teen Friends.
Who are the three celebrities?

Teen2Teen Friends

Question of the day Who is your favorite celebrity? Upload his or her photo.

 <p>Adam Lucas: It's Seven! He's a singer, an actor, and a dancer.</p>	 <p>Su Berkan: My favorite celebrity is Selena Gomez.</p>	 <p>Ana Costa: My absolute favorite celebrity is Alexandre Pato.</p>
<p>Seven's real name is Choi Dongwook, but his nickname is Se7en (Seven). Se7en is an interesting name! He's Korean, and his hometown is Seoul. He's totally awesome.</p>  <p style="border: 1px solid gray; padding: 2px; margin-top: 5px;">Write a comment ...</p>	<p>Selena Gomez is a singer and an actor from the United States. Selena's mother is an actor, too. She's American from an Italian family. Selena's father is from Mexico. My favorite Selena Gomez song is <i>Send it On</i>. Oh! My two other favorite singers are Demi Lovato and Miley Cyrus.</p>  <p style="border: 1px solid gray; padding: 2px; margin-top: 5px;">Write a comment ...</p>	<p>Alexandre is an athlete. He's a soccer player. He's from my country, Brazil. Alexandre's real family name is Rodrigues da Silva, but his nickname is Pato because he's from Pato Branco. Pato Branco is a city in the state of Parana.</p>  <p style="border: 1px solid gray; padding: 2px; margin-top: 5px;">Write a comment ...</p>

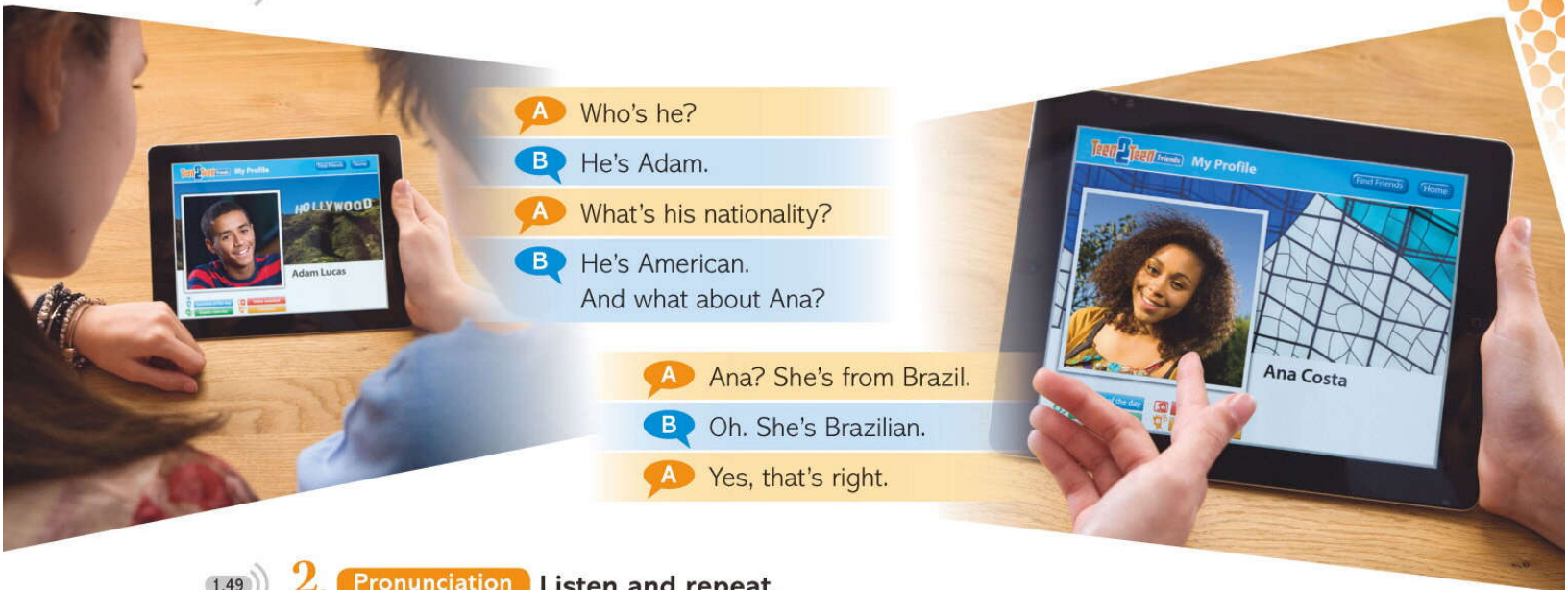
2. Complete each statement. Circle the correct word or phrase.

- Seven's name is Seoul, South Korea / Choi Dongwook.
- His nationality is South Korea / Korean.
- Su's favorite Selena Gomez song is Demi Lovato / *Send it On*.
- Miley Cyrus and Demi Lovato are Su's other favorite singers / Selena Gomez's friends.
- Selena Gomez's father is Mexican / Italian.
- Pato Branco is Alexandre Pato's nickname / hometown.
- Alexandre Pato is Brazilian / Brazil.

3. Complete the answer to each question.

- What is Choi Dongwook's nickname? It's Se7en / Seven.
- Where is he from? He's _____.
- Who are Su's favorite singers? They're _____.
- What is Selena's father's nationality? He's _____.
- What's the athlete's real family name? It's _____.
- Where is Alexandre Pato from? He's _____.

1.48 **1. Read and listen to the conversation.**



- A** Who's he?
- B** He's Adam.
- A** What's his nationality?
- B** He's American. And what about Ana?

- A** Ana? She's from Brazil.
- B** Oh. She's Brazilian.
- A** Yes, that's right.

1.49 **2. Pronunciation Listen and repeat.**

3. Guided conversation Create a NEW conversation. Use the photos and the information.



Hana, South Korea



Julie, Canada



Su, Turkey



Daniel, Mexico



Gan, China



Sandra, Colombia

- A** Who is _____?
- B** _____'s _____.
- A** What's _____ nationality?
- B** _____'s _____. And what about _____?
- A** _____? _____'s from _____.
- B** Oh. _____'s _____.
- A** Yes, that's right.



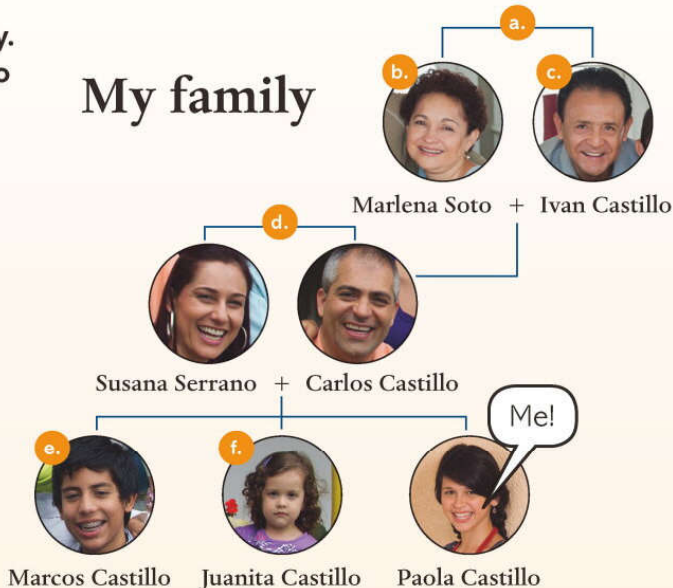
Read your new conversation with your partner. Then read the conversation in your partner's book.

Review: Units 1–3

1. Look at the photos of Paola's family. Write the letter of the correct photo for each family relationship.

- My sister f
- My grandma _____
- My parents _____
- My brother _____
- My grandpa _____
- My grandparents _____

My family



2. Answer the questions with short answers about the family in Exercise 1. Use contractions.

- Are Paola's grandparents Susana Serrano and Carlos Castillo? No, they aren't.
- Is Juanita Paola's brother? _____
- Is Juanita Marcos's sister? _____
- Is Marlena Susana's mother? _____
- Is Carlos Susana's brother? _____
- Are Paola's grandparents Marlena and Ivan? _____

3. Change the underlined words and phrases to possessive adjectives.

- Susana and Carlos are Paola's parents. Susana and Carlos are her parents. _____
- Ivan is Carlos's father. _____
- Marcos's sisters are Juanita and Paola. _____
- Juanita's and my mom is Susana. _____
- My grandma's name is Marlena. _____

4. Look at the identity card. Complete the paragraph about Andy. Use the words below.

e-mail address family name hometown
nationality nickname

Anderson's (1) nickname is Andy. His (2) _____ is Recife. His (3) _____ is Brazilian. His (4) _____ is Alves, and his (5) _____ is andy@bnet.br.



5. Read each conversation. Check the correct statement.

Alvaro: Dad, this is my teacher, Mr. Ash.
 Mr. Santos: Hello, Mr. Ash. Nice to meet you.
 Mr. Ash: Nice to meet you too, Mr. Santos.

1. Mr. Santos is the teacher.
 Mr. Ash is the teacher.

Ellie: Are your parents from Chile?
 Andrew: Well, actually my mom's from Chile, but my dad isn't.
 Ellie: Where's he from?
 Andrew: My dad's from the United States.

2. Andrew's parents are from the United States.
 Andrew's dad is from the United States.

6. Complete each question with *Who*, *What*, or *Where*. Then write an answer.

- Where is Amy? (the United States) Amy is in the United States.
- _____ is she from? (France) _____
- _____ is her sister? (Flora) _____
- _____ is James's family name? (Stevenson) _____
- _____ is your favorite teacher? (Mr. Alt) _____
- _____ is their hometown? (Beijing) _____

All About You

1. Write your own response to each person.



You _____



You _____



You _____

2. Complete the personal statements about you and your family.

My name is _____ . My country is _____ .
 My family name is _____ . My nationality is _____ .
 My nickname is _____ . My hometown is _____ .

Progress Check

✓ Check what you can do.

- Greet my classmates
- Discuss nationalities
- Apologize for a mistake
- Use the Unit 1–3 grammar and vocabulary
- Talk about my family

