



Share It!

Workbook

Lesley Koustaff

3



Table of Contents

Welcome Unit

pages 4-7

Unit 1 Family

pages 8-16

Unit 2 Healthy Food

pages 17-25

Share the World 1

pages 26-27

Unit 3 The Weather

pages 28-36

Unit 4 After School

pages 37-45

Share the World 2

pages 46-47



Unit 5
In Town
pages 48–56

Unit 6
Jobs and Places
pages 57–65


Share the World 3
pages 66–67

Unit 7
Yesterday
pages 68–76

Unit 8
Camping
pages 77–85

Share the World 4
pages 86–87

Word Work
pages 88–95



Welcome Unit

Our Classroom

1 Look and circle.



Listen without talking.

Work together.



Help the teacher.

Ask for help.



Ask for help.

Help the teacher.



Pay attention.

Do your best.



Work together.

Listen without talking.



Pay attention.

Do your best.

2 Read and match.

1 Be kind.

2 Be responsible.

3 Be respectful.

a Ask for help.

b Listen without talking.

c Help the teacher.

d Work together.

e Do your best.

f Pay attention.

3 Who says these things? Read and number.

1 I like animals and flying my kite.

2 I love skateboarding!

3 Look at my tablet!

4 I like helping.

5 I like books.

6 I like helping, too.

5



4 Look and write the season. Then circle *like* or *don't like*.

1



It's spring.

I like / don't like spring.

2



It's _____.

I like / don't like _____.

3



It's _____.

I like / don't like _____.

4



It's _____.

I like / don't like _____.

Object Pronouns

5 Look and match.

1 they

a



g me

2 we

b



h them

3 he

c



i us

4 I

d



j you

5 you

e



k her

6 she

f



l him

6 Read and write the object pronoun.

- 1 He's flying a kite. Look at him.
- 2 I'm drawing. Can you help _____?
- 3 We're skateboarding. Look at _____.
- 4 She's wearing boots. Look at _____.

7 Unscramble. Then circle.

1 playing / like / piano / I / the

_____ I like playing the piano _____.

a



b



2 pictures / likes / He / drawing

_____.

a



b



3 games / playing / You / like / video

_____.

a



b



4 music / She / to / listening / likes

_____.

a



b



8 Look and write.

They're He's She's I'm

1



_____ I'm wearing a dress.

2



_____ wearing a sweater.

3



_____ wearing hats.

4



_____ wearing a jacket.

1 Family

Lesson 1 Vocabulary

1 Look and write.

uncle little sister grandparents big brother aunt cousin

1




little sister

2



3



4



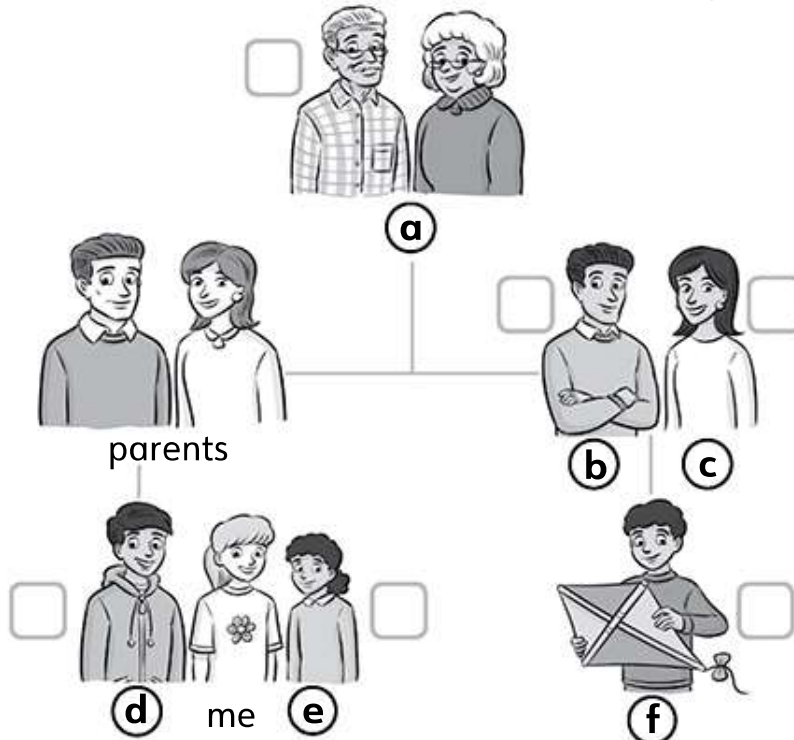
5




6



2 Label the people. Use the numbers from Activity 1.



1 Circle the correct words. Then match.



1



Who's / Who are she?

a He's my big brother.

2



Who's / Who are they?

b She's my aunt.

3



Who's / Who are she?

c They're my grandparents.

4



Who's / Who are he?

d She's my little sister.

2 Read the answers. Then write the questions.

1 Who's he ? He's my cousin.

2 ? They're my parents.

3 ? They're my aunt and uncle.

4 ? She's my big sister.

1 Look and number in the correct order.



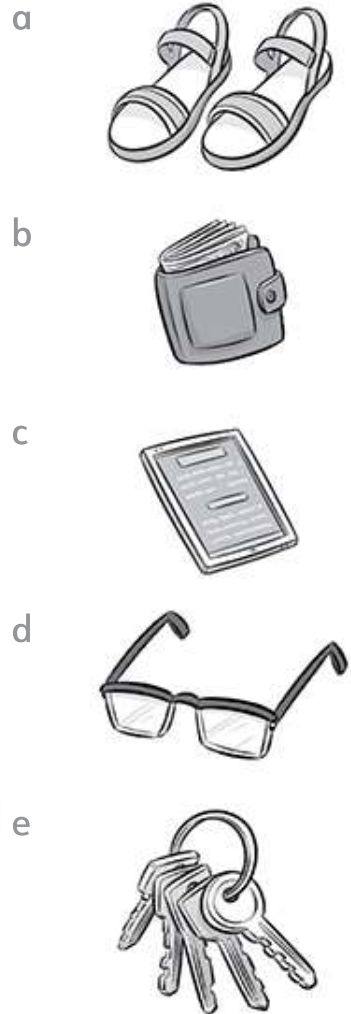
2 Complete the sentences.

show climb falls honest idea camera angry

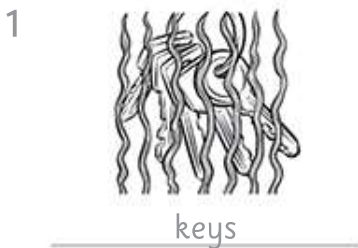
- 1 Julie finds a camera.
- 2 Julie has an _____.
- 3 Matt and Julie _____ the tree.
- 4 The camera _____.
- 5 The children _____ Grandma the camera.
- 6 Grandma isn't _____.
- 7 Grandma says, "Thanks for being _____."

1 What's next? Draw a line to the picture.

- 1 sandals, keys, sandals, keys, sandals
- 2 cell phone, e-reader, cell phone, e-reader, cell phone
- 3 glasses, wallet, wallet, glasses, wallet
- 4 sandals, sandals, comic book, comic book, sandals
- 5 glasses, glasses, e-reader, e-reader, glasses



2 Look and write. What is it? What are they?



Lesson 5 Grammar

1 Read and match the words.

your his her our their

theirs his ours hers yours

2 Complete the sentences.

- 1 It's my cell phone. It's mine.
- 2 They're our sandals. They're _____.
- 3 They're his comic books. They're _____.
- 4 They're their e-readers. They're _____.
- 5 They're her glasses. They're _____.
- 6 It's your wallet. It's _____.

3 Look and circle *True* or *False*.

1



Whose keys are these? They're ours.

True / False

2



Whose sandals are these? They're theirs.

True / False

3



Whose cell phone is this? It's yours.

True / False

4



Whose comic book is this? It's his.

True / False



1 Look and write.

city countryside busy nature

1



2



3



4



2 Read and write the names.



Josie



Jenny



Oliver

- 1 _____ Oliver _____'s family lives in the city.
- 2 _____'s family likes growing vegetables.
- 3 _____'s family and _____'s family live in the countryside.
- 4 _____'s family swims in the river.
- 5 _____'s family likes going shopping.

3 Complete the sentence.

I live in the _____.

Lesson 7 Social Studies



1 Look and circle.

1



city / countryside

2



city / countryside

3



city / countryside

2 Draw your friend's family. Then complete the sentences.

My Friend's Family

My friend has a _____ family.

They live in the _____.

There are lots of _____ here.

There are many _____ here.

1 Complete the words. Then match.

bl cl fl (x2) pl (x2)

1 b_lack



2 ___ock



3 ___ag



4 ___ay



5 ___ower



6 ___ane



2 Complete. Then match the picture to the sentence.

1 We ___ap together.



2 One ___ock is square.

