



Share It!

Student
Book

Viv Lambert
Mo Choy

6



 macmillan
education

Powered by
NAVIO




Scope & Sequence

Welcome to Shareville! pages 4–5	Hi, Hello Character names: Seb, Taylor	I had an awesome vacation. <i>Share It!</i> Song We went ... There's too much ... This year will be fun ...	
	Vocabulary	Grammar	Sharebook
Unit 1 We're All Different! pages 10–19	curly hair, straight hair, wavy hair, beard, mustache, bald, eyebrows, bangs belt, gloves, necklace, scarf, tie, bracelets, purse, sunglasses	What does she look like? She has (long hair). She looks like her mom. Relative Pronouns: who, that	<i>Four Families</i> Sharebook pages 7, 9 <i>The Definitions Game</i> Sharebook pages 11, 13
Unit 2 People We Know pages 20–29	quiet, confident, smart, friendly, kind, funny, athletic, patient quietly, patiently, slowly, well, badly, quickly, loudly	What's he like? He's funny. / He isn't athletic. She's good at all sports. I'm not (very) good at bowling.	<i>Pen Pals</i> Sharebook page 15 <i>The Adverbs Game</i> Sharebook pages 17, 19
Share the World 1 Story: <i>The Mirror of Truth</i> pages 30–31			
Unit 3 Around Town pages 34–43	bakery, bank, fire station, theater, museum, post office, police station, stadium turn left, turn right, go straight, go past (the school), walk along (the river), walk across (the road), go over (the bridge), turn around	Giving directions Where's the ...? It's (across from) the bank. How do I get to ...? First, ..., Then, ..., Don't take (Station Road)	<i>Where Is It?</i> Sharebook page 21 <i>The Directions Game</i> Sharebook pages 23, 24
Unit 4 Be Creative! pages 44–53	plastic, cloth, gold, wood, wool, paper, clay, leather sweet, delicious, horrible, sour, hard, soft, expensive	What's it made of? It's made of clay. What does it smell/taste/feel like? It smells/tastes/feels + adjective It smells/tastes/feels like + noun	<i>What's It Made Of?</i> Sharebook pages 25, 27 <i>Look! Feel! Taste! Smell!</i> Sharebook page 29
Share the World 2 Article: <i>The Harbin International Ice and Snow Sculpture Festival</i> pages 54–55			
Unit 5 Awesome Experiences pages 58–67	explore a rainforest, hold a snake, fly in a hot air balloon, sleep in the desert, go on a safari, climb a volcano, ride a camel, see the pyramids, meet a famous person eagles, moose, polar bears, snow leopards, jaguars, sloths, ostriches, kangaroos	Present perfect with ever Have you (ever) met a famous person? Yes, I have. / No, I haven't. Present perfect with never. I've never ..., but I've ...	<i>Have You Ever ...?</i> Sharebook page 31 <i>I've Done This, but I've Never Done That!</i> Sharebook pages 33, 34
Unit 6 Party Time! pages 68–77	send invitations, choose the music, decorate the yard, make a costume, organize the games, buy the prizes, prepare the party food, borrow chairs neighborhood, be a volunteer, be a tutor, collect the mail, water the plants, tidy the yard, trash can, work together	Present perfect with yet and already Have you made your costume yet? No, I haven't made it yet. Yes, I've already made it. Present perfect with for and since I've known her for five years. I've known her since I was seven.	<i>Party Time! Spot the Difference</i> Sharebook pages 35, 37 <i>My Friend ... Information Exchange</i> Sharebook pages 39, 40
Share the World 3 Story: <i>The Story of Thunder and Lightning</i> pages 78–79			
Unit 7 At the Movies! pages 82–91	a science fiction movie, a superhero movie, a documentary, a comedy, an adventure movie, a musical, a drama, a mystery interesting, frightening, excellent, surprising, unusual, silly	Reported speech with said You said you didn't like musicals. Reported speech with told I told you musicals were good!	<i>What Did They Say?</i> Sharebook pages 41–44 <i>What Did I Tell You?</i> Sharebook pages 45, 47
Unit 8 School's Out! pages 92–101	make a yearbook, go to a graduation ceremony, win an award, get a certificate, pass final exams, buy a school sweatshirt, go to the end-of-year party, work hard bored, interested, lonely, worried, pleased, brave, proud	First conditional sentences If I have enough money, I'll buy one. First conditional questions Where will you go if it's rainy?	<i>"If" Pelmanism</i> Sharebook pages 49, 51 <i>The Great Vacation Quiz</i> Sharebook pages 53, 54
Share the World 4 Story: <i>The Interesting Life of Hokusai</i> pages 102–103			
Grammar Practice pages 106–109			


Welcome Unit pages 6–9	Our Classroom Countries and Continents Compass Points Nationalities and Languages	In the future we'll ... How far is it? It's about 400,000 kilometers. What's the matter?	
Reading and Writing	CLIL	Word Study	Progress Tracker
Reading: Questionnaires Writing: A descriptive paragraph	Science Text: <i>What Do You Look Like and Why?</i> cell, gene, pair, identical, twins Project: Family Tree	Prefixes <i>un-</i> , <i>re-</i>	Review Game: <i>Four in a Row!</i>
Reading: Personal profiles Writing: A personal profile	Social Studies Text: <i>Role Models</i> role model, inspire, dream, alone, brave, hero Project: Identity Web	Suffixes <i>-ful</i> , <i>-ly</i>	Review Game: <i>Race to Win!</i>
Exam Practice 1 Listening, Reading and Writing pages 32–33			
Reading: Travel brochures Writing: A travel brochure	Social Studies Text: <i>All About Maps</i> distance, symbol, key, grid, scale Project: Town map	Compound Words	Review Game: <i>Round and Round!</i>
Reading: Leaflets Writing: A descriptive paragraph	Art Text: <i>Traditional House or Home of the Future?</i> natural material, straw, traditional, cool, wet, dry Project: House design	Comparative <i>-er</i> , Superlative <i>-est</i>	Review Game: <i>Spin to Win!</i>
Exam Practice 2 Listening, Reading and Writing pages 56–57			
Reading: Advertisements Writing: An advertisement	Science Text: <i>Discoveries in the Amazon</i> tropical, discover, cut down, extinct Project: Rainforest poster	Endings <i>-s</i> , <i>-es</i> , <i>-ing</i> , <i>-ed</i>	Review Game: <i>Four in a Row!</i>
Reading: Invitations Writing: An invitation email	History Text: <i>Piñatas – A Chinese or Mexican Tradition?</i> fill, model, ribbons, exhibition, competition, cartoon Project: Piñata design	More Prefixes <i>mis-</i> , <i>mid-</i> , <i>pre-</i> , <i>under-</i>	Review Game: <i>Race to Win!</i>
Exam Practice 3 Listening, Reading and Writing pages 80–81			
Reading: Reports Writing: A report	Art Text: <i>Movie Moods and Genres</i> mood, sound, scene, lighting, action Project: A survey	More Suffixes <i>-y</i> , <i>-er</i> , <i>-less</i> , <i>-or</i>	Review Game: <i>Round and Round!</i>
Reading: Yearbook entries Writing: A yearbook entry	Social Studies Text: <i>Amazing Achievements</i> achievement, college, degree, decide, age, succeed Project: Certificate of achievement	Contractions	Review Game: <i>Spin to Win!</i>
Exam Practice 4 Listening, Reading and Writing pages 104–105			
Word List pages 110–111			

Welcome to Shareville!


1 Read and listen.
1.01



Hi, everyone! Welcome back to Shareville! I had an awesome vacation! We went to the beach. I swam in the ocean and went snorkeling, but there weren't a lot of fish in the water. There's too much pollution. We need to take better care of the environment. In the future there won't be any fish. What did you do on vacation, Taylor?



Hello!
Well, I went to Adventure Camp again. We went horseback riding in the mountains and slept in tents! This year will be fun in Shareville. We're going to make friends from other countries and we'll learn more about the world! Let's get started!

 **2** Listen and sing.

Share It! Song

Everybody, clap along
Clap your hands to the *Share It* Song!
Let's be fair, and show we care
All together now, let's share!

Come to Shareville, we'll learn today
And make some friends along the way
We'll share the world, we all belong
Share our voices and all sing this song!



Listen and read. Then talk about it.

1 Be respectful!

Think before you speak.



Listen to other students.



2 Be kind!

Share your skills.



Help others.



3 Be responsible!

Do your homework.



Plan ahead.



2 Read and think. Then write your name.

I promise to be respectful, kind, and responsible.

I promise to follow our classroom rules.

Name: _____



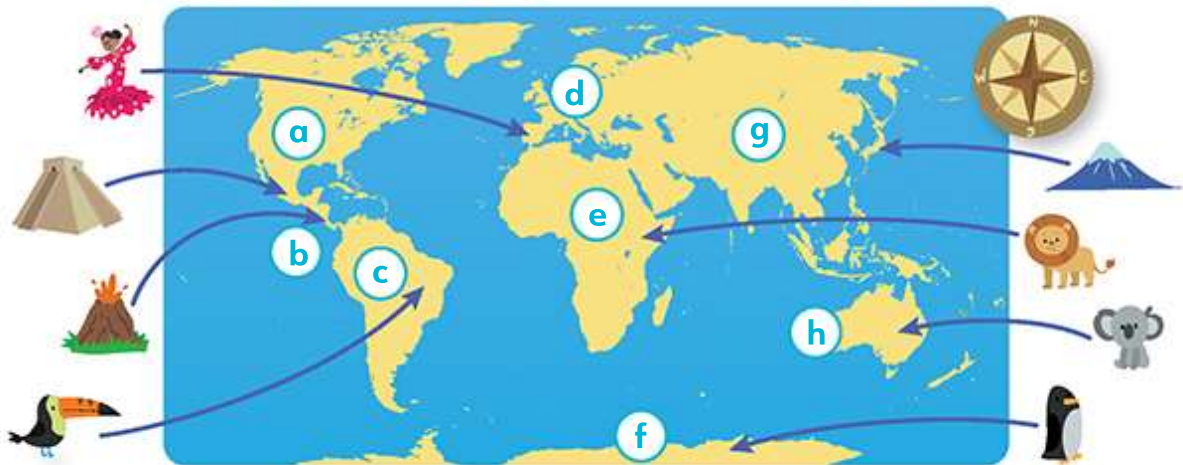
3 Listen and match the countries to their flags.

- 1 the UK 2 the USA 3 Spain 4 Mexico 5 Russia
 6 China 7 Brazil 8 Japan 9 Turkey



4 Look at the map. Listen and match the continents and regions to the map.

- 1 Africa 2 Antarctica 3 Asia 4 Australia
 5 Central America 6 Europe 7 North America 8 South America



5 Listen, point, and say.

- N north
 E east
 S south
 W west
 Nine Elephants Singing Well!



6 Play a guessing game.

- A: This country is in Asia. The flag is white. It has a red circle.
 B: Is it Japan?
 A: Yes, it is!

Nationalities and Languages

7 Listen. Match the countries to the nationalities and languages.

I'm from ...

I'm ...

I speak ...

Country

- 1 Turkey
- 2 the USA
- 3 Spain
- 4 Mexico
- 5 China
- 6 Brazil
- 7 the UK
- 8 Japan
- 9 Australia

Nationality


- A Spanish
- B Japanese
- C American
- D Turkish
- E Chinese
- F Australian
- G Mexican
- H Brazilian
- I British

Language

- a Chinese
- b Turkish
- c Japanese
- d Spanish
- e English
- f Portuguese

8 Read and match.

1  I'm Chinese.

2  I'm Mexican.

3  I'm British.

4  I'm Brazilian.

5  I'm Australian.

a Alison speaks English, but she isn't British or American.

b Ben speaks Portuguese.

c Cecil doesn't speak Spanish. He's from China.

d Donna speaks Spanish, but she isn't from Spain.

e Harold comes from the UK.

9  Ask and answer.

- Where are you from?
 What nationality are you?
 Do you speak Spanish?
 Where's your mom/aunt/grandpa from?



10 **Read and listen. How many continents will Seb visit?**

1.08

Seb: What are you doing, Taylor?

Taylor: I'm reading this book about travel. In the future we'll travel by flying car.

Seb: Cool! When I'm older, I'll fly to the UK, Australia, Spain, and Mexico, because I speak English and Spanish.

Taylor: I'll visit all the continents on Earth, then I'll go to the moon.

Seb: How far is it to the moon?

Taylor: It's almost 400,000 kilometers! I'll fly around the solar system and visit the planets, too, but ...

Seb: What's the matter?

Taylor: I don't speak enough languages. I can't learn Spanish, Japanese, Chinese, and ... what language do they speak on Mars?

Seb: Don't worry, Taylor, there won't be many people to talk to on Mars!



11 **Read and match. Then listen and check.**

1.09

How far is it ...

- | | |
|----------------------------|-------------------------|
| 1 from Earth to the moon? | a about 150 million km. |
| 2 from Earth to the sun? | b about 6,800 km. |
| 3 from Mexico to Spain? | c about 9,020 km. |
| 4 from Australia to Japan? | d about 400,000 km. |



12 **Ask and answer.**


Where will you travel to in the future?

Which languages will you learn?

How far is it from your home to your country's biggest city?

1 We're All Different!

Lesson 1 Vocabulary

1  Talk about the pictures.

Who has long hair?

How many people are wearing glasses?

2  Listen, point, and say.

3  Listen, number, and check.

4  Ask a friend about people at your school.

A: Who has long hair?

B: Lucy and Daniela have long hair.



a curly hair



b straight hair



c wavy hair



d beard



e mustache



f bald



g eyebrows



h bangs

1 Read and listen. Who has wavy brown hair?

Seb: Taylor, welcome! Come and meet my family. Remember my cousin Anna?

Taylor: Which one's Anna? What does she look like?

Seb: Anna is over there. She has long, straight, brown hair.

Taylor: Is that her?

Seb: No, that's Maura. Anna has bangs. She looks like her mom.

Taylor: Oh, that's her. I remember! Is that her dad by the picnic table?

Seb: No. Her dad is bald!

Taylor: Oh, yes. I can see him. And who is that boy?

Seb: Which boy? What does he look like?

Taylor: He has wavy brown hair and big eyebrows.

Seb: Yeah, that's my cousin Marco.

Taylor: Let's go and talk to him!



Grammar

What does she look like?

She **has long, straight, brown** hair.

What does he look like?

He **has big** eyebrows.

She **looks like** her mom.

He **is bald**.

Adjectives usually go in this order:

length + style + color

long, straight, brown hair

Grammar Practice page 106

2 Write the words in the correct order.

1 What / ? / he / like / does / look

What does he look like?

2 short / . / He / , / has / hair / curly / dark / ,

3 They / straight / hair / brown / . / have

4 they / like / do / look / ? / What

5 like / sister / . / looks / She / her

3 Sharebook **Four Families**

A: page 7
B: page 9

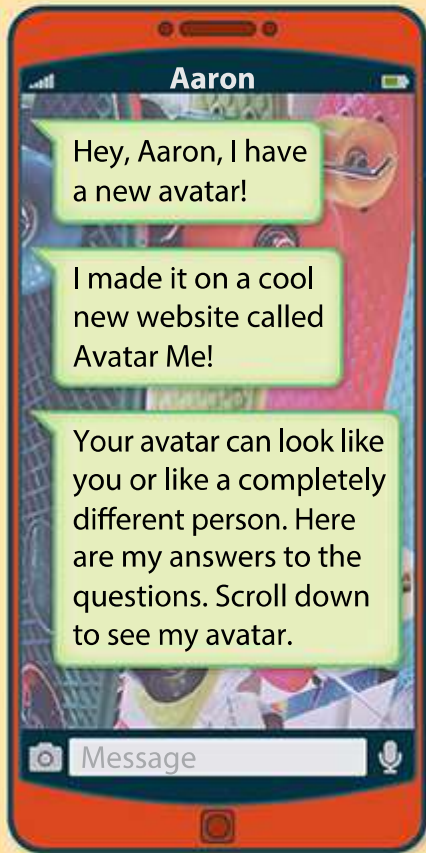
A: What does your mom look like?

B: She has long straight hair.



Lesson 3 Reading

1 Read and listen. What color are Tony's eyes?



2 Read and answer.

- 1 Why does Tony send a text to Aaron?
Because he has a new avatar.
- 2 What questions does the website ask?

- 3 Are Tony's answers to the questions true?

- 4 How is Tony's avatar different from his picture?

- 5 Does Tony like his avatar? How do you know?

Reading Tip

Checklists help you understand a lot of information easily.

How many pieces of information can you see in Tony's checklist?



3 Ask a friend. Do you have an avatar? What does it look like?

Write a descriptive paragraph.

1 Think.

Read the text. Check the information under the description.

My Aunt Lulu has blue eyes and straight blond hair. She also has blond eyebrows. She's really tall, and usually wears jeans and a shirt. She has a beautiful smile, and she is always happy.



Face	<input type="checkbox"/>	Ears	<input type="checkbox"/>	Clothes	<input type="checkbox"/>
Body	<input type="checkbox"/>	Nose	<input type="checkbox"/>	Hair	<input type="checkbox"/>
Eyes	<input type="checkbox"/>	Mouth	<input type="checkbox"/>	Other	<input type="checkbox"/>

2 Plan.

Now you are going to write a description of a person you know. Choose someone and write notes about the information below.

Name		Hair	
Face		Clothes	
Body		Other	

3 Write.

Follow the steps in your Workbook page 11 to write your descriptive paragraph.



Share it!

Read your description to your friend. Which description has more details?

Lesson 5 Vocabulary

1  Read and listen. What is the poster about?



Attention all students!

Are your pants falling down without your **belt**?

Were your hands cold in winter without your **gloves**?

Does your neck look boring without your **necklace, scarf, or tie**?

Every year, students at our school lose over 200 accessories. Last week, we found three **bracelets**, a **purse**, and two backpacks. Did you lose something? Come and collect it now from the school office!

Be fast! We will donate all the items you don't collect at the end of semester ... and we are sure you'll need your **sunglasses** on your summer vacation!

2 **Vocabulary Quiz** Circle the correct answers.

- 1 What do you wear on your neck when it's cold?
a a bracelet **b** a scarf **c** gloves
- 2 Which accessory do you not wear around your neck?
a a bracelet **b** a necklace **c** a tie
- 3 What do you wear when it's bright outside?
a gloves **b** sunglasses **c** a belt
- 4 What do you use to carry your things?
a a purse **b** a tie **c** a belt
- 5 Which accessory goes with jeans?
a a necklace **b** a belt **c** a scarf

3  **Ask a friend. Which accessories do you have? What do they look like? When do you wear them?**

I have blue sunglasses.
I wear them at the beach.



1 Read and listen. What did Taylor make for her mom?

Teacher: Are your parents here, Taylor?

Taylor: Yes, there's my dad. He's the man who's wearing a gray jacket.

Teacher: I think I see him. Is he wearing a tie that has giraffes on it?

Taylor: Yes. He loves animals.

Teacher: And which one is your mom? Is she the woman who's looking at the poster?

Taylor: Yes. She's wearing the necklace that I made in art class!

Teacher: Oh, it's very colorful. Did you make it with umm ... pasta?

Taylor: Yes, I did, but you can't eat it!



Grammar

We use *who* for people and *that* for things.

He's **the man who's** wearing a gray jacket.

who's = who is

She's wearing **the necklace that** I made in art class.

Grammar Practice page 106

2 Complete the sentences with *who* or *that*.

- 1 These are the gloves that I wore last winter.
- 2 Our teacher is the man _____ drives the red car.
- 3 Anna is the girl _____ was at Seb's party.
- 4 Do you have a book _____ I can read?
- 5 Mom is wearing the necklace _____ Dad bought her.

3 Sharebook A: page 11 B: page 13 The Definitions Game

A: A person who teaches in a school.

B: I found it! A teacher is a person who teaches in a school.





1 Look at the pictures. How do you know which people are in the same family?

2 Listen and say.
1.16

- 1 cell
- 2 gene
- 3 pair
- 4 identical
- 5 twins

3 Read and listen.
1.17

What Do You Look Like and Why?

What color are your eyes? What shape is your nose? Why are you tall or short? There are thousands of **cells** in our bodies. They carry the information about what we look like.

This information comes from our **genes**. We get genes from both of our parents. Everyone has different genes, and that is why we're all different.



Fact box:

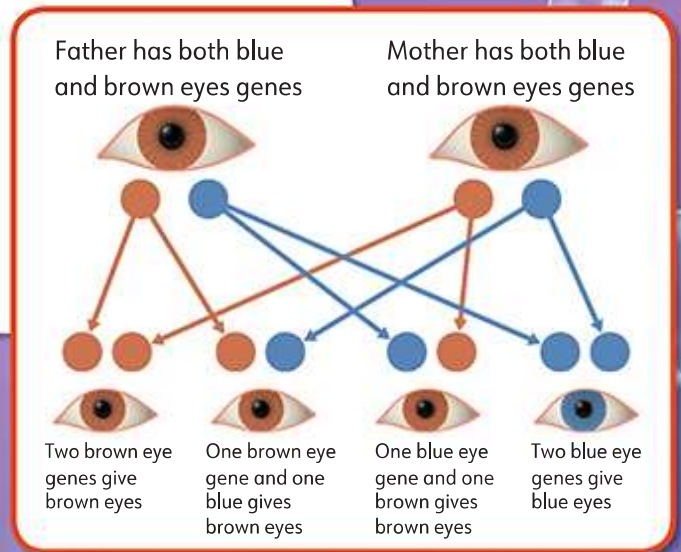
Only **pairs of identical twins** have the same genes. They look the same.



Most people in the world have brown eyes. This is because the genes for brown eyes are stronger than the genes for blue eyes. So people who have brown eyes can have the genes for brown eyes and for blue eyes, too.

This shows how two people who have brown eyes can sometimes have a child with blue eyes.

Your genes are important, but your environment can also change you. Good food, vitamins, and exercise can change how healthy you are and sometimes how tall you will grow. So remember to take care of your body and eat lots of fruit and vegetables.



4 Read the text again. Write *True* or *False*.

- 1 The cells in your body carry information. _____
- 2 All pairs of identical twins have the same genes. _____
- 3 The genes for blue eyes are stronger than the genes for brown eyes. _____
- 4 Our genes are the only things that are important for the way we look. _____

5  **Project** What color hair and eyes do people in your family have? Draw a family tree. Then share your tree with the class.

My Family Tree

brown eyes
black hair →

My dad

blue eyes
blond hair ←

My mom

brown eyes
brown hair ←

Me

brown eyes
black hair →

My brother

My mom has blue eyes and my dad has brown eyes. My brother and I have brown eyes. I have short brown hair. My brother looks like my dad. He's tall. I don't look like my mom or dad.

I have brown eyes.
My brother has
brown eyes, too.

Share at Home

Talk to your family. Who do you look like in your family?
Say three ways you look like them.



Lesson 8 Word Study

Prefixes un-, re-

1 Listen and repeat.

A **prefix** is a word part added to the beginning of a word. It changes the word's meaning.

un + happy = **un**happy



re + use = **re**use



2 Listen and repeat. Then read and say.

1	do	undo	tie	untie	cooked	uncooked
2	read	reread	build	rebuild	make	remake
3	unable	refill	unsafe	reheat	unwrap	rewrite

REVIEW

4	girl	water	car	horse	fork	cow
5	mouse	boy	noise	food	walk	bear

3 Listen, read, and say.



He rebuilds the wall.



She unwraps her gift.

1  **Play Four in a Row!** Use the language from Unit 1.

<p>Make three sentences.</p> <p>Talk about three people. What do they look like?</p>	<p>Name it.</p> <p>Name three things you wear around your neck.</p>	<p>Ask and answer.</p> <p>Where are our cells?</p>	<p>Spell it.</p> 
<p>Spell it.</p> 	<p>Ask and answer.</p> <p>What color eyes do most people have?</p>	<p>Name it.</p> <p>Name two types of jewelry.</p>	<p>Make a sentence.</p> <p>Use <i>who</i> or <i>that</i>. <i>This is the purse ...</i></p> 
<p>Name it.</p> <p>Name three things you wear in the winter.</p>	<p>Make a sentence.</p> <p>Use <i>who</i> or <i>that</i>. <i>This is the pilot ...</i></p> 	<p>Spell it.</p> 	<p>Ask and answer.</p> <p>What do we call twins who look the same?</p>
<p>Ask and answer.</p> <p>What do you look like?</p>	<p>Spell it.</p> 	<p>Make a sentence.</p> <p>Use <i>who</i> or <i>that</i>. <i>This is the doctor ...</i></p> 	<p>Name it.</p> <p>Name three things you wear in the summer.</p>

How to Play

- 1 Collect eight markers.
- 2 Choose a space. Look, read, and answer.
- 3 Put a marker on the space.
- 4 Get four markers in a row to win.

2 **Now complete your Progress Tracker in the Workbook.**

3  **Listen and chant.** 



2 People We Know



Lesson 1 Vocabulary

1 Talk about the pictures.

Who ... has curly hair?
is wearing jeans?
is telling a joke?

2 Listen, point, and say.

3 Listen, number, and check.

4 Choose three words to describe yourself. Then choose three words to describe your friend. Share your answers. Did you choose the same words?

A: I think I am athletic.

B: Yes, I think you are, too.

