

Connectivity

FOUNDATIONS



Student's Book and
Interactive eBook

with Online Practice

Joan Saslow
Allen Ascher

 Pearson

 **GSE**
Global Scale of English

Connectivity

FOUNDATIONS

CONNECTING PEOPLE THROUGH ENGLISH

**Joan Saslow
Allen Ascher**

Connectivity Foundations

Copyright © 2022 by Pearson Education, Inc.

All rights reserved. No part of this publication may be reproduced, stored in a retrieval system, or transmitted in any form or by any means, electronic, mechanical, photocopying, recording, or otherwise, without the prior permission of the publisher.

Pearson Education, 221 River Street, Hoboken, NJ 07030 USA

Text composition: EMC Design Ltd

Library of Congress Cataloging-in-Publication Data: A catalog record for the print edition is available from the Library of Congress.

Printed in the United States of America

ISBN-13: 978-0-13-683331-4

ScoutAutomatedPrintCode

pearsonenglish.com/connectivity

Joan Saslow

Joan Saslow is a foreign language teaching specialist and author. She is co-author with Allen Ascher of a number of award-winning* best-selling English-language textbook series for adults and teenagers, most recently Pearson's *Top Notch* and *Summit*.

In addition, Ms. Saslow is author of the *Workplace Plus*, *Ready to Go*, and *Literacy Plus* series, as well as of *English in Context: Reading Comprehension for Science and Technology*. Earlier, she was series director of *True Colors* and *True Voices*.

Ms. Saslow is a frequent speaker at international teachers' conferences and participates in the English Language Specialist Program of the US Department of State's Bureau of Educational and Cultural Affairs. She has lived and taught in Chile and is fluent in Spanish.

Ms. Saslow has a BA and MA in French from the University of Wisconsin, Madison.

Allen Ascher

Allen Ascher has been an ELT teacher, teacher-trainer, program administrator, consultant, and publisher. He is co-author with Joan Saslow of the award-winning* six-level *Top Notch* and *Summit* series for adults and young adults. He also authored the "Teaching Speaking" module of *Teacher Development Interactive*, Pearson's online multimedia teacher-training program. In addition to living and teaching in Beijing, China, he served as academic director of the International English Language Institute at Hunter College and taught in the teaching certificate program at the New School in New York City.

Mr. Ascher has an MA in Applied Linguistics from Ohio University and has been a frequent presenter at professional conferences and teacher training events around the world.

**Top Notch* and *Summit* are both recipients of the Association of Educational Publishers' Distinguished Achievement Award. Additionally, *Top Notch* third edition is the recipient of a Textbook and Academic Authors' Textbook Excellence Award. *Summit* third edition is the winner of the same award.

AUTHORS' ACKNOWLEDGMENTS

The authors are indebted to these reviewers, who provided extensive and detailed feedback and suggestions during the development of *Connectivity*, as well as the hundreds of teachers who completed surveys and participated in focus groups.

Jorge Aguilar, Centro de Estudio de Idiomas, Universidad Autónoma de Sinaloa, Mexico • **Manuel Wilson Alvarado Miles**, Quito, Ecuador • **Cris Asperti**, CEL LEP, São Paulo, Brazil • **Edwin Bello**, PROULEX, Guadalajara, Mexico • **Mery Blum**, CBA, Cochabamba, Bolivia • **Sandra Vargas Boecher Prates**, Programa Cursos de Línguas-UFES, Brazil • **Pamela Cristina Borja Baltán**, Quito, Ecuador • **Jorge Braga**, IBEU, Brazil • **Esther María Carbo Morales**, Quito, Ecuador • **Jorge Washington Cárdenas Castillo**, Quito, Ecuador • **Luis Angel Carrillo**, UNID, Mexico • **Angela de Alencar Carvalho Araújo**, Colégio Militar de Fortaleza, Fortaleza, CE, Brazil • **Angélica Chávez Escobar**, Universidad de León, Mexico • **Gemma Crouch**, ICPNA Chiclayo, Peru • **Mrs. Elizabeth Cruz Flores**, Tecnológico de Monterrey, Cuernavaca, Mexico • **Martin Del Castillo Palomino**, CIVIME Language School, Lima, Peru • **Ingrid Valverde Diaz del Olmo**, ICPNA Cusco, Peru • **Edith Espino Inadeh**, ITSE, Panama • **Maria Amparo Garcia**, ICPNA Cusco, Peru • **Octavio Garduño Ruiz**, IPN Escuela de Turismo, Mexico • **Martha Angelina González Párraga**, Guayaquil, Ecuador • **Michael Hood**, Nihon University College of Commerce, Tokyo, Japan • **Zoe Hsu**, National Tainan University, Taiwan • **Segundo Huanabomb Diaz**, ICPNA Chiclayo, Peru • **Jesse Huang**, National Central University, Taiwan • **Sara Iza Pazmiño**, Universidad Técnica de Ambato, Ecuador • **David Jiménez Huarhua**, CIVIME Language School, Lima, Peru • **Eleanor S. Leu**, Soochow University, Taiwan • **Yhui Li (Stella Li)**, Fooyin University, Taiwan • **Chi-Fan Lin**, Shih Hsin University, Taiwan • **Linda Lin**, Tatung Institute of Technology, Taiwan • **Patricio David López Logacho**, Quito,

Ecuador • **Patricia Martins**, IBEU, Rio de Janeiro, Brazil • **Patricia McKay**, CEL LEP, São Paulo, Brazil • **Maria Teresa Meléndez Mantilla**, ICPNA Chiclayo, Peru • **Maria Helena Meyer**, ACEU, Salvador, Brazil • **Johana Melo**, Centro Colombo Americano, Bogotá, Colombia • **José Manuel Mendivil**, CBA, La Paz, Bolivia • **José de Jesús Mendoza Rivas**, Universidad Tecnológica de León, Mexico • **José Minaya Minaya**, CIVIME Language School, Lima, Peru • **Hiroko Miyake**, Tokyo Kasei University, Japan • **Luis Fernando Morales Severiche**, CBA, Santa Cruz Bolivia • **Andy Morera Calzada**, B-able-2 Academy, Quito, Ecuador • **Jason Moser**, PhD, Kanto Gakuin University, Japan • **Adrián Esteban Narváez Pacheco**, Cuenca, Ecuador • **Mónica Nomberto**, ICPNA Chiclayo, Peru • **Jaime Nuñez**, Universidad Católica de Honduras, Honduras • **Tania Elizabeth Ortega Santacruz**, Cuenca, Ecuador • **Juan Camilo Ortégón**, Colombo, Cali, Colombia • **Leda Javier Ortiz**, Project Santo Domingo de los Tsáchilas (PUCESD), Ecuador • **Joselineth Padrón López**, Charlotte English School, Quito, Ecuador • **Martha Patricia del Carmen Páez**, Universidad Politécnica Salesiana, Quito, Ecuador • **Giuseppe Paldino Mayorga**, Jellyfish Learning Center, San Cristóbal, Ecuador • **Luis Antonio Paredes**, Universidad Central de Ecuador, Ecuador • **Tarik Preston**, Saudi Arabia • **Leni Puppini**, Programa Cursos de Línguas-UFES, Brazil • **Allen Quesada-Pacheco**, Ph.D., Universidad de Costa Rica, San José, Costa Rica • **MA Rocio Isabel Rivera** CI, Pontificia Universidad Católica de Valparaíso, Viña del Mar, Chile • **Luis Rodríguez Amapu**, ICPNA Chiclayo, Peru • **Lilijan Rodríguez Conesa**, Charlotte English School, Quito, Ecuador • **Amalia Elvira Rodríguez Espinoza** De

Los Monteros, Guayaquil, Ecuador • **Rolando Rodríguez Serra**, CIVIME Language School, Lima, Peru • **Melany Rodríguez-Cáceres**, Bogotá, Colombia • **Majid Safadaran Mosazadeh**, ICPNA Chiclayo, Peru • **Abutarab Saleem**, Hampson English, China • **Héctor Sánchez**, PROULEX, Guadalajara, Mexico • **Mónica Alexandra Sánchez Escalante**, Quito, Ecuador • **Jorge Mauricio Sánchez Montalvan**, Quito, Ecuador • **Cynthia S. Schmiedl Cornejo**, CBA, La Paz, Bolivia • **Judith Silva**, Universidad Técnica de Ambato, Ecuador • **Anamaría Skoda**, Pontificia Universidad Católica de Valparaíso, Santiago de Chile, Chile • **Silvia Solares**, CBA, Sucre, Bolivia • **Maria Julia Suárez**, CBA, Cochabamba, Bolivia • **Mercedes Tapia Avalos**, CIVIME Language School, Lima, Peru • **Prof. Matthew Taylor**, Kinjo Gakuin University, Nagoya, Japan • **Eric Anthony Tejada Evans**, PROULEX, Guadalajara, Mexico • **Bianca Luz Terrazas Zamora**, ICPNA Cusco, Peru • **Christian Juan Torres Medina**, Guayaquil, Ecuador • **Raquel Torre Cuenca**, CBA, Sucre, Bolivia • **Ana María de la Torre Ugarte**, ICPNA Chiclayo, Peru • **Magdalena Ullauri**, Universidad Nacional del Chimborazo, Riobamba, Ecuador • **Universidad Galileo**, Guatemala City, Guatemala • **Juan Omar Valdez**, DR-TESOL, Santo Domingo, Dominican Republic • **Susana Valdivia Marcovich**, URP, CIDUP and Euroidiomas, Lima, Peru • **Erika Valdivia de Souza**, CIVIME Language School, Lima, Peru • **Jay Veenstra**, Toyo University, Japan • **Solange Lopes Vinagre Costa**, SENAC, São Paulo, Brazil • **Magno Alejandro Viver Hurtado**, Universidad Politécnica Salesiana, Cuenca, Ecuador • **Dr. Wen-hsien Yang**, National Kaohsiung Hospitality College, Kaohsiung, Taiwan • **Holger Zamora**, ICPNA Cuzco, Peru

LEARNING OBJECTIVES

Connectivity Foundations is designed for true beginning students or for students needing the support of a very low-level beginning course. No prior knowledge of English is assumed or necessary.

Unit	COMMUNICATION GOALS	VOCABULARY	GRAMMAR
<p>1</p> <p>People and Occupations</p> <p>page 6</p>	<ul style="list-style-type: none"> Introduce people Identify people Spell names Describe people 	<ul style="list-style-type: none"> Subject pronouns Occupations The alphabet <p>VOCABULARY EXPANDER</p> <ul style="list-style-type: none"> More occupations 	<ul style="list-style-type: none"> Verb <u>be</u>: <ul style="list-style-type: none"> Singular and plural statements / Contractions <u>Yes / no</u> questions and short answers Proper nouns and common nouns
<p>2</p> <p>Personal Information</p> <p>page 18</p>	<ul style="list-style-type: none"> Describe relationships Ask for someone's contact information Find out where people are from Get to know people 	<ul style="list-style-type: none"> First and last names Titles Contact information Relationships Numbers 0–20 Countries and nationalities <p>VOCABULARY EXPANDER</p> <ul style="list-style-type: none"> More titles 	<ul style="list-style-type: none"> Possessive adjectives Possessive nouns <u>Be</u>: Information questions with <u>What</u> <u>Be from /</u> Questions with <u>Where</u>
<p>3</p> <p>Neighborhoods</p> <p>page 30</p>	<ul style="list-style-type: none"> Ask about locations Suggest how to get places Talk about means of transportation Describe a neighborhood 	<ul style="list-style-type: none"> Means of transportation Places in the neighborhood Locations Ways to get places: Imperative verbs Routine destinations <p>VOCABULARY EXPANDER</p> <ul style="list-style-type: none"> More places in the neighborhood 	<ul style="list-style-type: none"> <u>Be</u>: Questions about location with <u>Where</u> Subject pronoun <u>it</u> The imperative <u>,</u> <u>By +</u> a means of transportation
<p>4</p> <p>Families</p> <p>page 42</p>	<ul style="list-style-type: none"> Comment on family photos Ask about relatives Describe appearance Talk about someone's family 	<ul style="list-style-type: none"> Family relationships Adjectives to describe people Numbers 21–101 Adjectives to describe hair The face <p>VOCABULARY EXPANDER</p> <ul style="list-style-type: none"> More adjectives to describe people 	<ul style="list-style-type: none"> <u>Be</u>: Questions with <u>Who</u> <u>Be</u>: With adjectives <u>Be</u>: Questions with <u>How old</u> Adverbs <u>very, really, and so</u> Verb <u>have / has</u>: Affirmative statements Describing people with <u>be</u> and <u>have</u>
<p>5</p> <p>Time and Events</p> <p>page 54</p>	<ul style="list-style-type: none"> Ask about the time of events Plan to attend an event Ask about birthdays Describe a time span 	<ul style="list-style-type: none"> What time is it? <u>Late, early, and on time</u> Events Days of the week Ordinal numbers Months of the year <p>VOCABULARY EXPANDER</p> <ul style="list-style-type: none"> More events 	<ul style="list-style-type: none"> <u>Be</u>: Questions with <u>When, What time, What day, and What month</u> Prepositions <u>in, on, at</u>

CONVERSATION STRATEGIES	LISTENING / PRONUNCIATION	READING / WRITING
<ul style="list-style-type: none"> Use "too" to reciprocate a greeting Use "Excuse me" to introduce a question Say "Thanks" to acknowledge requested information Say "Excuse me?" if you don't understand 	<p>Listening Tasks</p> <ul style="list-style-type: none"> Identify the correct occupation Circle or write the correct letter Circle or write the correct name <p>Pronunciation</p> <ul style="list-style-type: none"> Syllables 	<p>Reading Texts</p> <ul style="list-style-type: none"> A magazine feature introducing famous people and their occupations Simple forms and business cards <p>Writing Task</p> <ul style="list-style-type: none"> Write affirmative and negative statements about people in pictures <p>GUIDED WRITING</p> <ul style="list-style-type: none"> Write answers to questions about occupations
<ul style="list-style-type: none"> When introducing people, describe relationships Greet the person you're being introduced to Repeat part of a question to clarify Repeat information to confirm understanding Confirm information with "That's right." Say "Sure" to provide requested information 	<p>Listening Tasks</p> <ul style="list-style-type: none"> Circle and underline the correct information Write the person's title Write the people's relationships Complete the contact information Choose correct information to complete statements <p>Pronunciation</p> <ul style="list-style-type: none"> Stress in two-word pairs 	<p>Reading Texts</p> <ul style="list-style-type: none"> Personal information forms A contact page from a digital address book An article with simple descriptions of famous people, their occupations, countries, and nationalities <p>Writing Task</p> <ul style="list-style-type: none"> Write about yourself <p>GUIDED WRITING</p> <ul style="list-style-type: none"> Answer a series of questions about your personal information
<ul style="list-style-type: none"> Ask for additional information with "And what about ___?" Say "OK" to agree to follow directions Ask "What about you?" to show interest in another person 	<p>Listening Tasks</p> <ul style="list-style-type: none"> Circle the vehicle you hear Write the place you hear Complete the questions Identify the instructions Identify the means of transportation and destinations Complete statements about the people, their neighborhoods, and relationships <p>Pronunciation</p> <ul style="list-style-type: none"> Falling intonation for questions with <u>Where</u> 	<p>Reading Texts</p> <ul style="list-style-type: none"> Simple street maps An email describing places in a neighborhood <p>Writing Task</p> <ul style="list-style-type: none"> Write about your neighborhood <p>GUIDED WRITING</p> <ul style="list-style-type: none"> Answer questions about locations of places in your neighborhood
<ul style="list-style-type: none"> Shift to a new topic with "And . . ." Say "Tell me about ___" to invite someone to talk about a topic Use "Well, . . ." to indicate you are deciding how to respond Show interest with "Really?" Soften a negative response with "Sorry" 	<p>Listening Tasks</p> <ul style="list-style-type: none"> Identify the person described Complete statements about people Choose the correct photo Match the conversation to the correct family <p>Pronunciation</p> <ul style="list-style-type: none"> Clarifying numbers 	<p>Reading Texts</p> <ul style="list-style-type: none"> Descriptions of famous actors and their families <p>Writing Task</p> <ul style="list-style-type: none"> Write about your relatives <p>GUIDED WRITING</p> <ul style="list-style-type: none"> Answer questions about two of your relatives
<ul style="list-style-type: none"> Express worry with "Uh-oh" Use "Hey" to get someone's attention Use "Great!" to show enthusiasm for an idea 	<p>Listening Tasks</p> <ul style="list-style-type: none"> Confirm if the people are late, early, or on time Identify events and circle the correct times Complete a chart with events, days, and times Complete statements about events and store hours <p>Pronunciation</p> <ul style="list-style-type: none"> Sentence rhythm 	<p>Reading Texts</p> <ul style="list-style-type: none"> A party invitation and a community events website Announcements of neighborhood events <p>Writing Task</p> <ul style="list-style-type: none"> Write about events in your city or town <p>GUIDED WRITING</p> <ul style="list-style-type: none"> Write a list with time and place details about specific events.

Unit	COMMUNICATION GOALS	VOCABULARY	GRAMMAR
<p>6</p> <p>Clothes</p> <p>page 66</p>	<ul style="list-style-type: none"> Give and accept a compliment Ask for sizes and colors Describe clothes Shop for clothes 	<ul style="list-style-type: none"> Colors Clothes Verbs <u>like, want, need, and have</u> Clothing sizes Opposite adjectives to describe clothes <p>VOCABULARY EXPANDER</p> <ul style="list-style-type: none"> More clothes 	<ul style="list-style-type: none"> The simple present tense: <u>like, want, need, and have</u>: <ul style="list-style-type: none"> Affirmative and negative statements <u>Yes / no</u> questions Information questions Demonstratives <u>this, that, these, and those</u> Adjective placement / Intensifier <u>too</u>
<p>7</p> <p>Free Time and Chores</p> <p>page 78</p>	<ul style="list-style-type: none"> Discuss who does household chores Talk about free time Make plans to get together Describe activities of a typical day 	<ul style="list-style-type: none"> Activities at home Household chores Free-time activities <p>VOCABULARY EXPANDER</p> <ul style="list-style-type: none"> More household chores 	<ul style="list-style-type: none"> The simple present tense: <ul style="list-style-type: none"> Spelling of third-person singular forms Questions with <u>Who</u> Questions with <u>How often</u> Other time expressions Frequency adverbs
<p>8</p> <p>Houses and Homes</p> <p>page 90</p>	<ul style="list-style-type: none"> Ask about someone's home Agree and disagree about styles Talk about where you live, work, or study Compare people's tastes in housing 	<ul style="list-style-type: none"> Rooms, furniture, and appliances Buildings Parts of a building Places in and around cities and towns <p>VOCABULARY EXPANDER</p> <ul style="list-style-type: none"> More house and apartment vocabulary 	<ul style="list-style-type: none"> <u>There is</u> and <u>There are</u> Questions with <u>How many</u> The simple present tense: Questions with <u>Where</u> Prepositions of place
<p>9</p> <p>Activities and Plans</p> <p>page 102</p>	<ul style="list-style-type: none"> Offer to call back later Ask about future plans Catch up with an old friend Talk about activities and plans 	<ul style="list-style-type: none"> Weather expressions Clothes for good and bad weather Time expressions Outdoor activities <p>VOCABULARY EXPANDER</p> <ul style="list-style-type: none"> More weather vocabulary The four seasons 	<ul style="list-style-type: none"> The present continuous: <ul style="list-style-type: none"> Statements <u>Yes / no</u> questions For future plans Information questions
<p>10</p> <p>Foods and Drinks</p> <p>page 114</p>	<ul style="list-style-type: none"> Discuss ingredients for a recipe Offer and ask for foods and drinks Invite someone for a meal Describe the food in a restaurant 	<ul style="list-style-type: none"> Foods and drinks Places to keep things in a kitchen Containers Describing taste <p>VOCABULARY EXPANDER</p> <ul style="list-style-type: none"> More vegetables and fruits 	<ul style="list-style-type: none"> <u>Any</u> in questions, negative statements, and negative short answers Count nouns and non-count nouns <u>How much / Is there any</u> The simple present tense and the present continuous

CONVERSATION STRATEGIES	LISTENING / PRONUNCIATION	READING / WRITING
<ul style="list-style-type: none"> Ask for confirmation with "Really?" Acknowledge a compliment with "Thanks!" Say "I'm sorry" when presenting disappointing information Express disappointment with "That's too bad." Ask "What about you?" to ask for someone's opinion Use "Well, ..." to soften a strong opinion 	<p>Listening Tasks</p> <ul style="list-style-type: none"> Identify the clothes you hear Answer questions about what people want, like, or need <p>Pronunciation</p> <ul style="list-style-type: none"> Plural nouns 	<p>Reading Texts</p> <ul style="list-style-type: none"> Online clothing ads <p>Writing Task</p> <ul style="list-style-type: none"> Write sentences about the clothes you like, want, need, and have or don't have <p>GUIDED WRITING</p> <ul style="list-style-type: none"> Answer questions about your clothes and the reasons you want or need new clothes.
<ul style="list-style-type: none"> Introduce a conversation topic with "So, ..." Begin a surprising statement with "Actually, ..." Clarify a question with "I mean, ..." Say "Me?" to give yourself time to think of a personal response Express enthusiasm with "Great idea!" Respond with "Perfect" to agree to a suggestion 	<p>Listening Tasks</p> <ul style="list-style-type: none"> Identify chores each person does Answer questions about people's activities <p>Pronunciation</p> <ul style="list-style-type: none"> Third-person singular verb endings 	<p>Reading Texts</p> <ul style="list-style-type: none"> Online product listings for housekeeping robots <p>Writing Task</p> <ul style="list-style-type: none"> Write about your typical week <p>GUIDED WRITING</p> <ul style="list-style-type: none"> Answer questions about your daily and weekly activities
<ul style="list-style-type: none"> Begin a question with "And" to indicate you want additional information Use "Well, ..." to indicate you are deciding how to answer Soften a negative response with "Actually, no" Emphasize a positive response with "Actually, yes" Soften a contrary opinion with "No offense, but ..." Respond positively to a description with "Sounds nice!" 	<p>Listening Tasks</p> <ul style="list-style-type: none"> Confirm whether information about rooms, furniture, and appliances is true or false Complete statements about people's housing preferences Correct the statements about people's homes <p>Pronunciation</p> <ul style="list-style-type: none"> Linking sounds 	<p>Reading Texts</p> <ul style="list-style-type: none"> Descriptions of people and their homes <p>Writing Task</p> <ul style="list-style-type: none"> Write about where you live <p>GUIDED WRITING</p> <ul style="list-style-type: none"> Answer questions about your house or apartment
<ul style="list-style-type: none"> Answer the phone with "Hello?" Identify yourself on the phone with "This is ____" Use "Well, actually, ..." to politely introduce an excuse Say "Oh, I'm sorry" to apologize for interrupting someone's activity End a phone conversation with "Talk to you later!" Show interest with "No kidding!" Say "Wow!" to indicate surprise 	<p>Listening Tasks</p> <ul style="list-style-type: none"> Listen for weather and temperatures in a weather report Complete statements about people's activities Write people's future plans and when they will do them Choose the picture that matches what each person is doing right now <p>Pronunciation</p> <ul style="list-style-type: none"> Intonation of questions 	<p>Reading Texts</p> <ul style="list-style-type: none"> A daily planner An interview with a marathon runner <p>Writing Task</p> <ul style="list-style-type: none"> Write about your weekend plans <p>GUIDED WRITING</p> <ul style="list-style-type: none"> Write a list of activities you plan for the weekend, using the present continuous and time expressions
<ul style="list-style-type: none"> Say "I'll check" to indicate you'll get information for someone Say "uh-oh" to indicate that there may be a problem Suggest an alternative with "How about ____?" Say "Yes, please" to accept an offer of food 	<p>Listening Tasks</p> <ul style="list-style-type: none"> Check the foods and drinks you hear Complete sentences to describe restaurants and food <p>Pronunciation</p> <ul style="list-style-type: none"> Vowel sounds 	<p>Reading Texts</p> <ul style="list-style-type: none"> Recipe ingredient lists A weekly chore list Restaurant reviews <p>Writing Task</p> <ul style="list-style-type: none"> Write about what you eat on a typical day <p>GUIDED WRITING</p> <ul style="list-style-type: none"> Answer a series of questions about your eating habits on weekdays and weekends

Countries and Nationalities / Numbers 100 to 1,000,000,000 / Pronunciation Table.....	page 127
Vocabulary Expander.....	page 128
Guided Writing.....	page 135
Unit Reviews.....	page 139
Practi-Chants.....	page 158

For the Teacher

Connectivity makes lesson preparation easier with a wide array of time-saving tools for presentation and planning all in one place.

Presentation Tool

A digital tool for presenting the content of the Student's Book (and optional Workbook) in class, accessible through the Pearson English Portal.

Allows you to:

- navigate easily between units, lessons, and activities.
- pop up all activities from the page, for display and to show answers.
- play all the audio files from the page.
- present all the *Connectivity* videos, including *Keep Talking*, the Grammar Coach, the Pronunciation Coach, and the hilarious *Connect TV* sitcom.

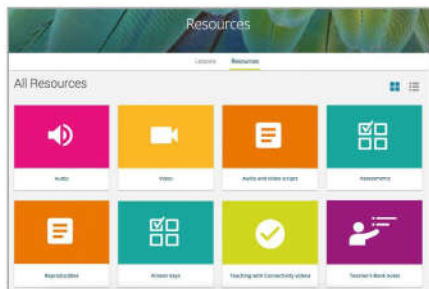
The Presentation Tool is also available to download, enabling you to teach offline.



Teacher's Book and Lesson Planner

Detailed interleaved lesson plans, language and culture notes, optional activities, and more. Available in print and as a pdf in the Teacher's Resources on the Portal.

- Ideas for extension activities, differentiated instruction, teaching tips, alternative ways to do activities, advice on dealing with tricky language items, and notes on how to remediate and motivate students.
- Annotated answers on the facing Student's Book pages.



Teacher's Resources

Comprehensive, easy-to-access resources for planning, teaching, and professional development.

Includes:

- a wide choice of downloadable worksheets to enhance and extend each lesson.
- a dedicated *Connectivity* Methods Handbook which highlights *Connectivity's* course pedagogy and presents best practices for teaching a communicative course.
- *Teaching with Connectivity* videos, for overview, planning, and teacher support.
- answer keys and audio/video scripts.
- Global Scale of English mapping booklets, for efficient planning.
- ready-made achievement tests, with a test generator.

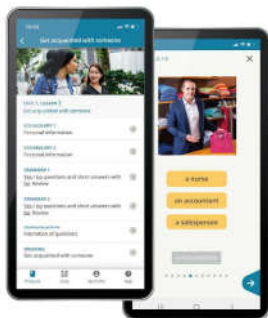
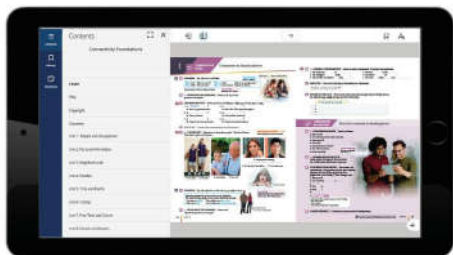
For the Student

A code gives students access to the digital components: the Student's Interactive eBook, Online Practice, and a student's app. A separate print Workbook is also available.

Student's Interactive eBook

Student's Book in digital format.

The eBook enables students to access their Student's Book materials on their computer and mobile devices, wherever and whenever they want. The digital format enhances student engagement with interactive activities, and audio and video at the point of use.



Student's App

Digital practice that empowers students to take charge of their learning outside of class, online and offline.

It gives students access anytime, anywhere to the complete *Connectivity* audio and video program as well as hundreds of activities for grammar, vocabulary, pronunciation, listening comprehension, and speaking practice. *Connectivity* app content is available on the Pearson Practice English App.

Online Practice

Lesson-by-lesson exercises to accompany the Student's Book with an abundance of interactive practice activities in all skills.

Offers:

- immediate feedback on wrong answers.
- a listen-and-record feature that allows students to compare their pronunciation to a model.
- extra reading and writing practice.
- a gradebook that allows you to monitor progress and plan future practice.



Workbook

Lesson-by-lesson written practice activities to accompany the Student's Book, providing extra practice for vocabulary, grammar, conversation, social language, reading, and writing.

Offers:

- open-ended, personalized activities to increase student engagement.
- full-color design with numerous illustrations and photos.
- additional exercises for Vocabulary Expander and Guided Writing.

KEY TO ICONS IN THE STUDENT'S BOOK

Digital resources are available on the **Pearson English Portal** (the access code is provided on the inside front cover). Audio and video are also available in the **Student's Interactive eBook** and **Pearson Practice English App**.

CORE MATERIAL

Student's Book icon	What is it?
	Student's Book audio
	Coach videos that extend the content of the Grammar and Pronunciation presentations in each Student's Book unit
	<i>Keep Talking</i> videos that provide a dramatized model of how students can expand their Conversation Pair Work

SUPPLEMENTAL MATERIAL

Student's Book icon	What is it?
	An abundance of digital resources comes with every <i>Connectivity Student's Book</i> : <ul style="list-style-type: none"> • Pearson Practice English App: A mobile app that provides additional language practice activities, and gives students quick access to course audio and video • Online Practice: Additional practice activities tied to a gradebook (these activities are different from the ones included on the app)
	End-of-unit review and extension material offered in several formats: <ul style="list-style-type: none"> • Unit Review: Back-of-the-book exercises for extra listening comprehension and language practice • Practi-Chant: Fun lyrics set to a beat • <i>Connect TV</i>: A hilarious sitcom for language consolidation and fun • Test-Taking Skills Booster: Practice for skills typically included in standardized proficiency tests

Connectivity is a six-level course for adults and young adults who need to use English fluently and confidently in their life and work, and to interact with people from a variety of language backgrounds and cultures.

Ideal for students who lack opportunities to observe or practice English outside of class, *Connectivity* creates a highly enriched blended language learning experience by ensuring:

- repeated exposure to natural authentic spoken and written language models.
- thorough coverage of form, meaning, and use.
- dynamic integration, recycling, and activation of new language.
- ongoing confirmation of progress and self-assessment.

With two alternative entry points—*Connectivity Foundations* for true beginners and *Connectivity 1* for false beginners—the course is benchmarked to the Global Scale of English and tightly correlated to the Can-do Statements of the Common European Framework of Reference. All six levels are available in full and split formats.

Each full level of *Connectivity* provides 60–90 hours of instruction and is designed for use in traditional, hybrid, flipped, and blended settings. An unequaled array of printable, digital, and online resources makes it easy to vary and tailor the course to your teaching style, your learners' needs, your available time, or even to extend the hours of instruction to up to 120 hours.

SIGNATURE FEATURES

A Systematic Speaking Pedagogy

Connectivity rigorously develops learners' linguistic, socio-linguistic, and pragmatic competence and fluency. Socially authentic model conversations systematically encourage improvisation and extension, and discussion preparation activities recycle language and build confidence. Soft skills practice—woven throughout—prepares learners for employability in English. Mediation activities ensure students can use English to interact with people from diverse language and culture groups and are able to react to, summarize, and paraphrase spoken and written texts in English. Additionally, an optional Soft Skills Booster (Levels 1–3) provides applied language practice of selected skills.

Explicit Grammar and Vocabulary

Connectivity takes the guesswork out of form, meaning, and use. Clear charts illustrate grammar and usage in context and *Notice the Grammar* activities increase learners' grammar awareness. *Pronounce the Grammar* activities promote spoken mastery. Clear captioned picture-dictionary-style vocabulary illustrations with accompanying audio ensure understanding and accurate pronunciation of new words. Interactive digital vocabulary flash cards provide continual practice and recycling for memorability.

Individualized Teaching and Learning

Respecting teachers' individual styles and preferences, as well as their limited time to prepare material, *Connectivity* offers over a thousand extra ready-to-use printable extension activities so that teachers never have to search for or create supplements. A wide choice of extra speaking activities, unit reviews, supplementary pronunciation activities, inductive grammar charts, unit study guides, writing process worksheets, video worksheets, flash cards, extra grammar exercises, test-taking skill builders, and more are available for every unit.

A Multi-faceted Audio and Video Program

Connectivity includes a wealth of audio and video features for the modeling of authentic speech, conversation pair work activation, listening comprehension practice, pronunciation practice, and fun. So that students will be prepared to understand English as an international language, the audio includes a variety of native and non-native accents. *Connectivity's* listening comprehension syllabus builds key skills and strategies to improve listening proficiency. Practi-chants (*Foundations*) develop fluency and confidence with the support of a fun and engaging beat. A video Pronunciation Coach and a Grammar Coach provide additional guidance. The *Keep Talking* video increases oral production and fluency. Finally, *Connect TV*, a hilarious situation comedy, keeps students laughing and learning.

We hope that *Connectivity* maximizes your enjoyment and success!
We wrote it for you.

Joan Saslow and Allen Ascher

Welcome to *Connectivity!*

A **VOCABULARY | DIRECTIONS** | Read and listen. Then listen again and repeat.



1 read



2 listen



3 repeat



4 write



5 practice with a partner

B **CLASSROOM VOCABULARY** | Read and listen. Then listen again and repeat.



- 1 a board
- 2 a table
- 3 a chair
- 4 a book
- 5 a desk
- 6 a pen
- 7 a pencil
- 8 a notebook



A CONVERSATION MODEL | INTRODUCE YOURSELF | Read and listen.



B PRONUNCIATION PRACTICE | Listen again and repeat. Then practice the Conversation Model with a partner.



COMMUNICATION
ACTIVATOR

Now let's introduce ourselves.



C CONVERSATION PAIR WORK | Practice the conversation. Then change roles.



Greetings
Hi.
Hello.



Responses
Nice to meet you.
Glad to meet you.
It's a pleasure to meet you.

★ **A** 🗣️ CONVERSATION MODEL | GREET PEOPLE |

Read and listen.

A: Hi, John. How are you?

B: Fine, thanks. And you?

A: I'm fine.

★ **B** 🗣️ PRONUNCIATION PRACTICE | Listen again

and repeat. Then practice the Conversation Model with a partner.

★ **C** 🗣️ VOCABULARY | More greetings | Read and listen. Then listen again and repeat.



1 Good morning.

8:00 AM



2 Good afternoon.

2:00 PM



3 Good evening.

6:00 PM



✓ COMMUNICATION ACTIVATOR

Now let's greet people.

D CONVERSATION PAIR WORK | Practice the conversation. Then change roles.

★ 🗣️ Greetings

How are you?
How's everything?
How's it going?

★ 🗣️ Responses

- 😊 Fine. / I'm fine. / Not bad. / Great.
- 😐 So-so.

Remember:

Hello.
Good morning.
Good afternoon.
Good evening.

★ **A** **CONVERSATION MODEL | SAY GOOD-BYE** |

Read and listen.

A: Good-bye, Charlotte.

B: Good-bye, Emily.

A: See you later.

B: OK. See you!

★ **B** **PRONUNCIATION PRACTICE** | Listen again and repeat. Then practice the Conversation Model with a partner.



✓ **COMMUNICATION ACTIVATOR**

Now let's say good-bye.

C **CONVERSATION PAIR WORK** | Practice the conversation. Then change roles.

★ **Ways to say good-bye**

Good-bye.

Bye.

See you later.

Take care.

Good night. 🌙



🖱️ FOR MORE PRACTICE, GO TO YOUR DIGITAL RESOURCES

✓ **PROGRESS SELF-CHECK** NOW I CAN

Understand directions and classroom vocabulary.

Introduce myself.

Greet people.

Say good-bye.

1 People and Occupations

Warm-Up

A VOCABULARY | Subject pronouns I, you, he, she, we, they | Read and listen. Then listen again and repeat.

1 I am Ann.

2 You are John.

3 He is John.

4 She is Lisa.

5 We are John and Lisa.

6 You are John and Lisa.

7 They are John and Lisa.

B VOCABULARY PRACTICE | Write I, you, he, she, we, or they.

1 is Mary.

2 am Paul.

3 are Ted, Larry, and Bill.

4 are Betty and Sue.

5 Nice to meet, Mike!

6 is Sam.

7 How are?

Fine, thanks!

C VOCABULARY | Occupations | Read and listen. Then listen again and repeat.



1 a teacher



2 a student



3 a singer



4 a musician



5 a chef



6 a doctor

D PAIR WORK | A: Say an occupation. **“a chef”** B: Point (☞) to the photo.

E INTEGRATED PRACTICE | Read each statement. Write the letter.

-d..... 1 She is a chef.
- 2 They are doctors.
-3 He is a student.
- 4 She is a musician.
-5 She is a doctor.
- 6 He is a singer.
-7 He is a teacher.
- 8 She is a student.
- 9 They are chefs.



F LISTENING COMPREHENSION | Listen and write the occupations.

- 1 She's a
- 2 They're
- 3 We're
- 4 He's a
- 5 I'm a
- 6 They're



Introduce people



A VOCABULARY | More occupations | Read and listen. Then listen again and repeat.



1 a flight attendant



2 a writer



3 a manager



4 a scientist



5 a photographer



6 a pilot



7 an actor



8 an athlete



9 an artist



10 an engineer

Articles a / an
a pilot
an actor

VOCABULARY EXPANDER p. 128

More occupations

B GRAMMAR | Verb **be**: Singular statements / Contractions

Affirmative statements

I **am** Peter. / I'm Peter.You **are** a pilot. / You're a pilot.He **is** a student. / He's a student.She **is** a teacher. / She's a teacher.Pam **is** a chef. / Pam's a chef.

Negative statements

I **am not** Gary. / I'm **not** Gary.You **are not** a singer. / You're **not** a singer. / You **aren't** a singer.He **is not** a chef. / He's **not** a chef. / He **isn't** a chef.She **is not** a doctor. / She's **not** a doctor. / She **isn't** a doctor.Pam **is not** an actor. / Pam's **not** an actor. /Pam **isn't** an actor.I'm **not** a doctor. I'm a chef.

Contractions

am → 'm

are → 're

is → 's

am not → 'm not

are not → 're not or aren't

is not → 's not or isn't



C PRONOUNCE THE GRAMMAR | Listen and repeat the grammar examples.