

Fourth edition

# Project

Student's Book



1

OXFORD

Tom Hutchinson

Fourth edition

# Project

Student's Book

1

OXFORD

Tom Hutchinson



# Contents

Unit topic	Grammar	Vocabulary	Communication and skills	Culture, Across the Curriculum, Project
<b>1 Introduction</b> p4	<i>a / an</i> Imperatives Plurals <i>There is / are...</i>	Numbers 1–100 p8 The alphabet p10	<b>Speaking</b> Greeting people p4 <i>What's this?</i> p6 Giving instructions p7 <i>What's your phone number?</i> p8 Describing a picture p11 <b>Listening</b> Phone numbers p8 <i>Fizz Buzz</i> p9	<b>Culture</b> Names p12 <b>Across the Curriculum:</b> Maths: sums p13 <b>Project</b> Presenting your project p15 <b>Song</b> <i>There were ten in the bed</i> p15
<b>2 Friends and family</b> p16	<i>be</i> : long and short forms, affirmative, negative and questions Possessive adjectives: <i>my, your, his, her, its, our, their</i> Possessive 's <i>Yes / No</i> and <i>Wh-</i> questions	Countries p16 Family p18 Days of the week p22	<b>Speaking</b> <i>I'm not from Australia.</i> p17 <i>Whose is this?</i> p19 <b>Listening</b> Who are the new students? p21 Birthday requests p23 <b>Writing</b> Introducing people p17 New students p21 The radio callers p23	<b>Culture</b> What's your address? p24 <b>Across the Curriculum</b> Geography: the world p25 <b>Project</b> Planning your project p27 <b>Song</b> <i>My Bonnie</i> p27
<b>3 My world</b> p28	<i>have got</i> : affirmative, negative, questions Position of adjectives	Possessions: <i>games console, television, radio,</i> etc p28 Adjectives p31 Pets p32 School subjects p34	<b>Reading</b> Joe's school p35 <b>Speaking</b> Game: <i>I've got ...</i> p29 Describing a picture p31 <i>Have you got a ...?</i> p33 Comparing school timetables p35 <b>Listening</b> <i>What has Ravi got?</i> p29 Pets p33 Joe's timetable p35 <b>Writing</b> Comparing pictures p31	<b>Culture</b> Schools in England and Wales p36 <b>Across the Curriculum</b> Science: we are animals, too p37 <b>Project</b> Working together p39 <b>Song</b> <i>My favourite day</i> p39


Unit topic	Grammar	Vocabulary	Communication and skills	Culture, Across the Curriculum, Project
<b>4 Time</b> p40	Prepositions of time Present simple: affirmative, negative and questions	Time p40 Daily routines p42 Free-time activities p44	<b>Reading</b> Molly's day p42 Free time activities p44 <b>Speaking</b> <i>What's the time, please?</i> p41 <i>When is the volleyball match?</i> p41 Asking and answering about the things you do p47 <b>Listening</b> <i>What time do you hear?</i> p41 A typical school day in China p43 What do Juraj and Guang do? p45 <b>Writing</b> Write about the time of activities p41 Describe your typical day p43 What Juraj and Guang do p45	<b>Culture</b> Sport p48 <b>Across the Curriculum</b> Music: musical instruments p49 <b>Project</b> Helping each other p51 <b>Song</b> <i>Digital Charlie</i> p51
<b>5 Places</b> p52	Prepositions of place <i>There is / are ...</i> <i>can / can't</i>	Furniture p52, p55 Parts of a house p54 Places in a town p56	<b>Reading</b> Ravi's house p54 Label the flat p55 <b>Speaking</b> Describing a room in your house p55 Asking and answering about where things are in a town p57 Mickey, Millie and Mut's day out p59 <b>Listening</b> Where are the things? p53 Where things are in a town p57 <b>Writing</b> Where things are p53 What your partner can do p58	<b>Culture</b> An English town p60 <b>Across the Curriculum</b> History: towns and cities p61 <b>Project</b> Getting information p63 <b>Song</b> <i>Our town</i> p63
<b>6 People</b> p64	<i>have got</i> and <i>be</i> for describing people Present continuous: affirmative, negative and questions Present continuous v. present simple <i>How much is /</i> <i>are ...?</i>	Describing people p64 Clothes p70	<b>Reading</b> Saturday morning p66 The King's clothes p71 <b>Speaking</b> Describing people p65 In a shop p67 Guessing activities p69 Act the King's clothes p71 <b>Listening</b> Drawing a picture p65 What are the people doing? p69 In a shop p67 <b>Writing</b> Describing a person p65	<b>Culture</b> People p72 <b>Across the Curriculum</b> Art: describing people p73 <b>Project</b> Presenting and sharing your project p75 <b>Song</b> <i>Red pyjamas</i> p75
<b>Revision pages</b>	pp 14, 26, 38, 50, 62, 74		<b>Vocabulary and Reading</b>	pp 80–87
<b>Land on a word</b>	p76		<b>Grammar summary</b>	Workbook p65
<b>Phonetic symbols</b>	p77		<b>Wordlist</b>	Workbook p74
<b>Pronunciation</b>	pp 78–79			



# 1

# Introduction

## 1A Hello





1 a 1.2 Read and listen.





b 1.2 Listen again and repeat.

2 Ask and answer.

Who's this?

1  2 

It's Ravi Gupta.

3  4  5  6 

3 1.3 Listen. Who do you hear? Write the names.

- 1 *Carla* and *Joe*.
- 2 Andy Fletcher, Mrs Williams and \_\_\_\_\_.
- 3 Carla, \_\_\_\_\_ and \_\_\_\_\_.
- 4 Molly and \_\_\_\_\_.
- 5 \_\_\_\_\_, \_\_\_\_\_ and \_\_\_\_\_.

4 Work in a group. Introduce yourself.

- Hello. I'm \_\_\_\_\_. What's your name?
- My name's \_\_\_\_\_.

5 a 1.4 Listen and repeat.

Hello.  
Hi!  
Good morning.  
Good afternoon.  
Good evening.



Goodbye.  
Bye.  
See you later.  
See you.



b 1.5 Listen and answer.

- Good morning.
- Good morning.

c Work with a partner. Make dialogues. Use different expressions.

- Good morning.
- Hello.

6 a 1.6 Read and listen. Complete the dialogues.



Molly 1 \_\_\_\_\_, Andy.  
Andy Oh, 2 \_\_\_\_\_, Molly. How are you?  
Molly I'm fine, thanks. And you?  
Andy Fine.  
Molly OK. 3 \_\_\_\_\_.  
Andy Yes. 4 \_\_\_\_\_.



Carla Good 5 \_\_\_\_\_, Mr Walker. How are you?  
Mr Walker 6 \_\_\_\_\_, Carla. I'm fine, thanks.  
And 7 \_\_\_\_\_?  
Carla I'm 8 \_\_\_\_\_, thank you, sir.  
Mr Walker That's 9 \_\_\_\_\_.  
Carla 10 \_\_\_\_\_ you later, sir.  
Mr Walker Yes. 11 \_\_\_\_\_, Carla.

b Work with a partner. Read the dialogue.

c Go round the class. Make new dialogues. Use different expressions.



# 1B In the classroom

## Grammar

1 1.7 Read and listen.



a book



an apple



Why is it a book, but an apple?

3 1.9 Listen. Draw the thing that you hear.

- What's this?
- It's an umbrella.




## Speaking

4 Work with a partner. Ask and answer about things in your classroom.


What's this?

It's an apple.



## Vocabulary

2 a Complete the labels with a or an.



b 1.8 Listen and repeat.



**Vocabulary**

**5 a** 1.10 Read the instructions. Listen and repeat.



1 Read.



2 Say 'Good morning'.



3 Open your exercise book.



4 Listen.



5 Draw.



6 Put down your pencil.



7 Close your exercise book.



8 Pick up your pencil.



9 Sit down.



10 Look at the picture.



11 Go to the board.



12 Stand up.



13 Write on the board.



14 Come here.



15 Give me your book, please.

**b** 1.10 Listen again and do the actions.


**Grammar**

**6** 1.11 Look at Millie and Mut. Then listen and say the negative.

**Listening and speaking**

**7** 1.12 Listen and follow the new instructions.

**8** Give a partner some instructions.



# 1C Numbers

## Vocabulary

1 a Write the words in the correct order.

two seven oh (zero) nine one  
six ten three five four eight

Numbers 0–10

- |             |          |
|-------------|----------|
| 0 oh (zero) | 6 _____  |
| 1 one       | 7 _____  |
| 2 _____     | 8 _____  |
| 3 _____     | 9 _____  |
| 4 _____     | 10 _____ |
| 5 _____     |          |

b 1.13 Listen, check and repeat.

## Comprehension

2 a 1.14 Read and listen. Complete the phone numbers.

Andy \_ 4 \_ 0 \_  
Mel 0 \_ \_ 0 0 9 \_ 1 \_ 7 \_

What's your phone number, Andy?



It's six four double eight oh two.

What's your mobile number, Mel?



It's oh double seven double oh, nine three one, four seven five.



b Work with a partner. Read the dialogues.

3 a 1.15 Listen. Write the phone numbers.

Name	phone number
John	511698
Katie	
Sanjit	
Laura	

b Ask and answer with a partner. Use the phone numbers. Ask and answer.

- What's your telephone number, John?
- It's five double one six nine eight.

4 Collect five phone numbers from people in your class.

## Vocabulary

5 1.16 Listen and repeat.

- |              |               |
|--------------|---------------|
| 11 eleven    | 30 thirty     |
| 12 twelve    | 40 forty      |
| 13 thirteen  | 50 fifty      |
| 14 fourteen  | 60 sixty      |
| 15 fifteen   | 70 seventy    |
| 16 sixteen   | 80 eighty     |
| 17 seventeen | 90 ninety     |
| 18 eighteen  | 100 a hundred |
| 19 nineteen  |               |
| 20 twenty    |               |



Look.  
Be careful!  
fourteen  
forty

6 a Read the numbers.

b 1.17 Listen. Which number do you hear?



7 Continue the numbers. Count round the class.

20 *twenty*

21 *twenty-one*

22 *twenty-two*

23 *twenty-three*

24 .....

8 Say the numbers.

22 39 41 53 67 76 85 94

### Listening and speaking

9 1.18 Listen. Write the numbers you hear.

71

10 Play Fizz Buzz. Work in a group and count. For all 'five' numbers (5, 10, 15, 20 ...) say 'fizz'. For all 'seven' numbers (7, 14, 21, 28 ...) say 'buzz'.

*one, two, three, four, fizz, six, buzz, eight, nine, fizz, eleven, twelve, thirteen, buzz, fizz, sixteen ...*

11 a 1.19 Listen to the first part of the song.

#### This old man

1 This old man he played *one*.  
He played knick knock *on my drum*.

Chorus

With a knick knock paddy whack,  
Give a dog a bone.

This old man came rolling home.



b 1.20 Listen to the song. Put the pictures in the order you hear them.

2 This old man he played *two*.  
He played knick knock *on my shoe*.



down a mine



at my gate



on my hive



up a tree



up in heaven



with my pen



on my shoe



on my door



with some sticks

c 1.21 Listen to the whole song and sing.



# 1D How do you spell that?

## Vocabulary

1 1.22 Listen and repeat.

Aa Bb Cc Dd Ee Ff  
Gg Hh Ii Jj Kk Ll Mm  
Nn Oo Pp Qq Rr Ss Tt  
Uu Vv Ww Xx Yy Zz

2 1.23 Listen and sing.

Let's sing the ABC.  
Sing the letters, sing with me.  
A B C D  
E F G  
H I J K  
L M N O P  
Q R S  
T U V  
W X Y and Z.  
Let's sing the ABC.  
Sing the letters, sing with me.



3 1.24 Listen and write the words.

D double O R

1 door

4 a 1.22 Listen to the alphabet again. Put the letters in the column with the same sound.

/eɪ/	/ɪ:/	/e/	/aɪ/	/əʊ/	/ju:/	/ɑ:/
A	B	F	I	O	Q	R
	C					

b 1.25 Listen and check.

c Say the letters in each column.

5 a Work with a partner. Spell some words.

b Work in a group. Spell your name.

## Listening and speaking

6 a 1.26 Listen. Is the spelling correct? Correct the ones that are wrong.

- |            |         |
|------------|---------|
| 1 ✓        | 5 _____ |
| 2 x window | 6 _____ |
| 3 _____    | 7 _____ |
| 4 _____    | 8 _____ |

b Test your partner with some words.



## Grammar

7 1.27 Look at the table. Listen and repeat.

How do we make plurals?

Singular	Plural
a dog	two dogs
a car	three cars
a book	four books

**8** How many of these things are there in your classroom?


















desks windows boys girls  
doors pictures chairs bags

*There are twenty desks.*

**9**  1.28 Listen and repeat.

*Be careful with these plurals.*



Singular	Plural
 an orange	 two oranges
 a watch	 three watches
 a glass	 two glasses
 a box	 two boxes
 a toothbrush	 three toothbrushes
 a man	 two men
 a woman	 two women
 a child	 three children
 a person	 four people

**Speaking and writing**

**10 a** What's in the picture?

*There's a cat.*


*There are four chairs.*



**b**  1.29 Close your book. Listen. Are the sentences true or false?

*There are two dogs in the picture.*

*False. There's only one dog.*

**c**  1.29 Open your book. Listen again and check your answers to exercise 10b.





## Names

**1 a** 1.30 Read and listen.

**b** Compare this to names in your country.



Hi. I'm Andy Fletcher.  
This is my full name.

Andrew Martin Fletcher

Andrew is my first name.

Fletcher is my surname.

Martin is my middle name.

My real name is Andrew, but people call me Andy. A lot of English names have short forms. Do you have short forms for names in your country?

My friends often call me 'Fletch'. It's a nickname. Do you have nicknames for your friends?



Hi, Fletch.

**2** 1.31 Read and listen. Write the short forms.

**Boys:**

1 Christopher > *Chris*

2 Michael > \_\_\_\_\_

3 Thomas > \_\_\_\_\_

**Girls:**

1 Elizabeth > \_\_\_\_\_

2 Catherine > \_\_\_\_\_

3 Megan > \_\_\_\_\_

**3** 1.32 Read and listen to the people. Copy and complete the chart.

	1	2
full name	Bradley Adam Grant	
short name	Brad	
nickname	Bags	



1

Hi. My full name is Bradley Adam Grant. Most people call me Brad. But my friends often call me Bags. It's a nickname from my initials: Bradley Adam Grant – B A G.



2

Hello. My name's Abigail Parker. Everyone calls me Abbie. That's short for Abigail. My middle name is Sophie. I haven't got a nickname.



3

Hello. I'm Tim Roberts. Actually my full name is Daniel Timothy Roberts. So Tim is short for my middle name, Timothy. (I use my middle name, because my dad's name is Daniel, too.) My nickname is Robbo – from my surname, Roberts.



4

Hi. My name's Jojo. It isn't my real name. It's a nickname. My full name is Joanna Megan Jones. So I'm Joanna Jones – Jojo. Only my friends call me Jojo. The teacher and my parents call me Joanna or Jo.



## Maths: sums

**1** 1.33 Look at the symbols. Listen and repeat.

**+** plus

**-** minus

**x** times

**÷** divided by

**=** equals

**2 a** Write the missing symbols or numbers.

**1** 16 **+** 27 = 43

**2** 100 **÷** 4 = \_\_\_\_\_

**3** 87 **-** \_\_\_\_\_ = 74

**4** 12 **x** 8 = \_\_\_\_\_

**5** 68 \_\_\_\_\_ 17 = 4

**6** 34 \_\_\_\_\_ 29 = 63

**7** 23 \_\_\_\_\_ 4 = 92

**8** 99 **-** 66 = \_\_\_\_\_

**b** Say the sums aloud.

*sixteen plus twenty-seven equals forty-three*

**3** Test a partner.

- *What's seven times five?*
- *Seven times five equals thirty-five.*

**4** Look at the map and answer the questions.

- 1 Go from Birmingham to Derby and then to Nottingham. How far is it?
- 2 Go from Nottingham to Derby and back. How far is it?
- 3 Go from Coventry to Nottingham, and then to Birmingham. How far is it?
- 4 Go from Birmingham to Coventry and back three times. How far is it?



**5 a** Look at the picture. What are the scores for.

- 1 the yellow darts?
- 2 the green darts?
- 3 the blue darts?

**b** Which colour is the winner?



**6** What is the answer?



1	6	x5	+2	÷4	-7	=	Conduct of Caron 333
2	12	+23	+7	-9	x2	=	

# 1

# Revision

## Listening and speaking

1 1.34 Listen and correct the information about these two people.

	
1 Name: <u>Kelly Harison</u> Age: <u>12</u> Telephone number: <u>760442751</u>	2 Name: <u>Mark Foster</u> Age: <u>12</u> Telephone number: <u>79460032</u>

2 a 1.35 What is the boy's name? What number is he in the competition?

b 1.35 Listen again and complete the dialogue.

- A Good <sup>1</sup>\_\_\_\_\_. How are <sup>2</sup>\_\_\_\_\_?  
 B I'm <sup>3</sup>\_\_\_\_\_, thanks. And you?  
 A Fine. What's your <sup>4</sup>\_\_\_\_\_?  
 B It's <sup>5</sup>\_\_\_\_\_.  
 A How do you <sup>6</sup>\_\_\_\_\_ that?  
 B It's <sup>7</sup>\_\_\_\_\_.  
 A Thank you. And what's your <sup>8</sup>\_\_\_\_\_ name?  
 B <sup>9</sup>\_\_\_\_\_.  
 A Is that short for <sup>10</sup>\_\_\_\_\_?  
 B <sup>11</sup>\_\_\_\_\_, it is.  
 A OK. You're number <sup>12</sup>\_\_\_\_\_.  
 B <sup>13</sup>\_\_\_\_\_ you.

## In the classroom

3 Copy the table. Put the words into the correct column.

bag pencil door window cat orange  
 boy umbrella girl exercise book picture  
 board desk apple

a	an

4 1.36 Listen and follow the instructions.

## Numbers

5 a Say the numbers.

27 32 13 51 80 18 39 15 40 4 100 6

b 1.37 Listen. Which numbers do you hear?

## Plurals

6 a What's in the picture?

*There's a door.*  
*There are two windows.*

b Look at the picture again. Write five sentences about it.

*There are four desks.*



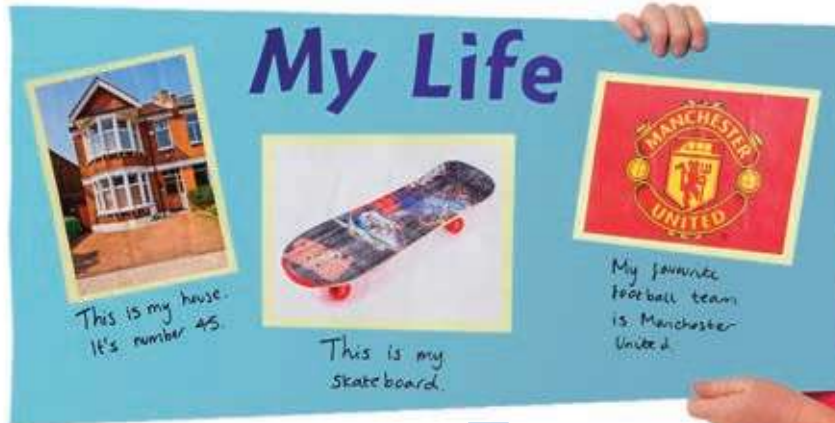


# Your Project

1

## Presenting your project

1 This is my project.  
It's on a poster.



2 Ravi's project is on a computer.



3 Make a project about your life.

- 1 Find pictures of people and things in your life.
- 2 Write speech bubbles and captions for your pictures
- 3 Put the things together to make a project.

## Song

1 1.38 Listen and sing.

## There were ten in the bed

There were ten in the bed  
And the little one said,  
Roll over, roll over.  
So they all rolled over and  
one fell out.

There were nine in the bed  
And the little one said,  
Roll over, roll over.  
So they all rolled over and one fell out.  
*Repeat with 8, 7, 6, 5, 4, 3, 2*

There was one in the bed  
And the little one said,  
Roll over, roll over.  
So he rolled over and he fell out.  
There were none in the bed  
So no one said, Roll over, roll over.





# 2

# Friends and family

## 2A Where are you from?

### Vocabulary

1 a 1.39 Listen and repeat.



1 Britain



7 Australia



2 The USA



8 Brazil



3 France



9 Italy



4 China



10 Russia



5 Germany



11 Greece



6 Japan



12 Spain

**b** Find the countries on the map on pages 82 and 83. Find your country.

**2 a** Where are these cities? Reorder the words and complete the sentences.


- Tokyo is in *Japan*. *paanj*
- Rio de Janeiro is in \_\_\_\_\_. *libzar*
- Sydney is in \_\_\_\_\_. *aalsrutai*
- Milan is in \_\_\_\_\_. *ilyat*
- London is in \_\_\_\_\_. *natibir*
- Paris is in \_\_\_\_\_. *racnef*
- Moscow is in \_\_\_\_\_. *ssariu*
- New York is in \_\_\_\_\_. *het sau*
- Beijing is in \_\_\_\_\_. *nahci*

**b** 1.40 Listen and check.

### Comprehension

**3** Look at the pictures. Answer the questions.

- Who are the boy and girl on the computer?
- Where are they from?



**4** 1.41 Here are some more of Mel's Internet friends. Listen. Which countries are the people from?

- Vera is from Rio de Janeiro. *She's from Brazil.*

**Grammar**

**5 a** Look again at exercise 3. Copy and complete the table with 's, 'm, or 're.


This is the verb **be**.





be: affirmative long and short forms		
I	am	twelve.
He	_____	_____
She	is	a girl.
It	_____	a boy.
We	are	from New York.
You	_____	in the USA.
They	_____	in the classroom.
		here.


**b** Make five sentences. Use the table.

**6 a** Complete the sentences with *am*, *is* or *are* and the name of the country.

1 This is Rosa. She \_\_\_\_\_ from \_\_\_\_\_ . She \_\_\_\_\_ eleven.

2 I \_\_\_\_\_ from \_\_\_\_\_ . My name \_\_\_\_\_ Manuel and I \_\_\_\_\_ twelve.

3 We \_\_\_\_\_ from \_\_\_\_\_ . We \_\_\_\_\_ from Sydney.

4 This is Hans. He \_\_\_\_\_ eleven and he \_\_\_\_\_ from \_\_\_\_\_ .

5 They \_\_\_\_\_ from \_\_\_\_\_ .


**b** Change the sentences. Use the short forms.

**7 a**  1.42 Read and listen.

I'm not Mel. I'm Lauren.



Lauren isn't twelve. She's thirteen. We aren't from Britain. We're from the USA.



**b** Copy and complete the table with the short forms.

be: negative long forms	short forms
I am not Mel.	I _____ Mel.
Max is not twelve.	Max _____ twelve.
We are not from Britain.	We _____ from Britain.

**8** Make the sentences negative.

- |                             |                          |
|-----------------------------|--------------------------|
| 1 I'm from France.          | 5 We're from Greece.     |
| <i>I'm not from France.</i> | 6 I'm eleven.            |
| 2 She's twelve.             | 7 My name's Joe.         |
| 3 They're from London.      | 8 Your friends are here. |
| 4 He's my friend.           |                          |

**Speaking and writing**

**9** Work in a group. Play a game.

- A *I'm not from Australia.*  
 B *He isn't from Australia and I'm not from France.*

**10 a** Introduce yourself. Complete the sentences.

Hello. My name's <sup>1</sup>\_\_\_\_\_. I'm <sup>2</sup>\_\_\_\_\_ (age) and I'm from <sup>3</sup>\_\_\_\_\_ (city) in <sup>4</sup>\_\_\_\_\_ (country).

**b** Introduce a famous person (a film star, a sportsperson, etc).

This is <sup>5</sup>\_\_\_\_\_. He's / She's <sup>6</sup>\_\_\_\_\_ (age) and he's / she's from <sup>7</sup>\_\_\_\_\_ (city) in <sup>8</sup>\_\_\_\_\_ (country).



# 2B My family

## Vocabulary

1 a 1.43 Listen and repeat.

b 1.44 Listen. If the word you hear is male, stand up. If it's female, don't stand up.

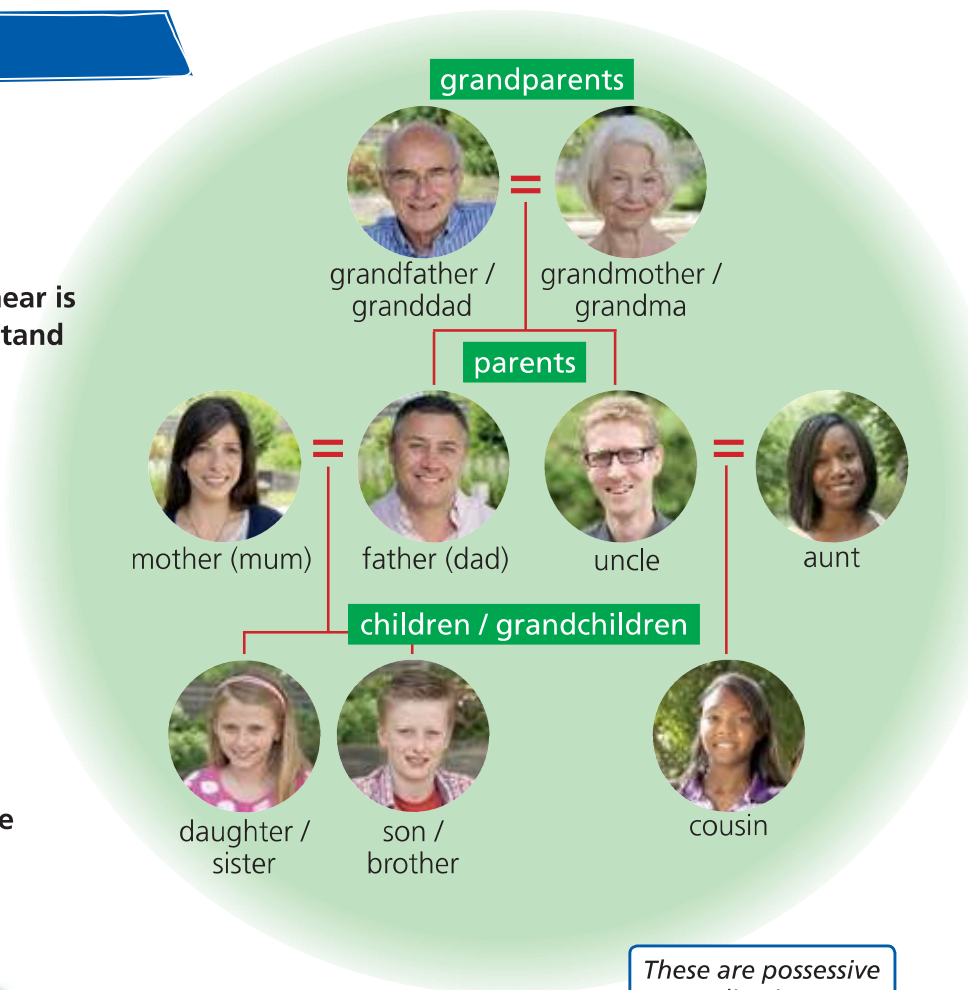



## Comprehension

2 1.45 Read and listen. Answer the questions.

- Who are the people in the photo?
- Where are they?

This is my family.  
We're in our garden.



These are possessive adjectives.

## Grammar

3 Match the pronouns to the possessive adjectives.

I	we	its	their
he	you	his	our
she	they	my	her
it		your	

4 Ask and answer about people in your class.





- What's her name?
- Her name's Maria.



- What's his name?
- His name's Carl.



**5** Copy and complete the sentences with the possessive adjectives.



**6** 1.46 Read and listen.



This is Mel. This is her mobile.  
This is Mel's mobile.



This is Joe and Mel's house.

**7** Whose is it? Write sentences.

*This is Joe's toothbrush.*

- 1 Joe
- 2 Mel
- 3 Jack
- 4 Mary
- 5 Grandma
- 6 Buddy
- 7 Uncle Tom
- 8 Auntie Julia



**Listening and speaking**

**8 a** 1.47 Listen. Connect the things to the people.



**b** Work in a group. Each person puts three things on the table. In turns, pick up one thing and say whose it is.

*This is Maria's watch.*