

# Learning Well

# 1

# Scope & Sequence

Unit	Vocabulary	Grammar	Reading
<b>Welcome</b> pages 5–8	<b>Family</b> brother, dad, grandma, grandpa, mom, sister <b>Colors, Days of the Week, Numbers 1–10</b>	Hello. How are you? What's your name? How old are you?	<i>Benny and the Button</i>
<b>Unit 1</b> <b>Fantastic Toys</b> pages 9–22	<b>Toys</b> alien, ball, balloon, bike, car, doll, game, kite, robot, scooter <b>Adjectives</b> big, fast, new, old, slow, small	What is it? <b>It's a car. / It's an alien.</b> Is it a ball? Yes, it is. / No, it isn't.	<i>The Toy Garden</i> <b>Phonics: b-</b>
<b>Unit 2</b> <b>Happy Classrooms</b> pages 23–36	<b>Classroom Objects</b> book, chair, computer, crayon, cupboard, desk, eraser, pen, pencil, ruler <b>Feelings</b> angry, funny, happy, sad, scary, sleepy	<b>Where's</b> the pencil? It's <b>in / on / under</b> the desk. <b>Are you</b> happy? Yes, I <b>am</b> . / No, I'm <b>not</b> . <b>Is he</b> sad? Yes, <b>he is</b> . / No, <b>he isn't</b> .	<i>Lily's Book</i> <b>Phonics: r-</b>
<b>Unit 3</b> <b>Funny Faces</b> pages 37–50	<b>Body Parts</b> arms, ears, eyes, face, feet, head, hands, legs, mouth, nose <b>Adjectives</b> black hair, blond hair, brown hair, long hair, red hair, short hair	<b>I have</b> a green face. <b>I don't have</b> yellow feet. He <b>has</b> green hair. He <b>doesn't have</b> blond hair.	<i>A Game in the Forest</i> <b>Phonics: h-</b>
<b>Unit 4</b> <b>Fun with Food</b> pages 51–64	<b>Fruit and Vegetables</b> apples, bananas, carrots, grapes, lemons, onions, oranges, pears, potatoes, tomatoes <b>Food</b> eggs, fries, green beans, burgers, peas, sausages	<b>I like</b> oranges. I <b>don't like</b> grapes. <b>Do you like</b> eggs? Yes, I <b>do</b> . / No, I <b>don't</b> .	<i>Benny and the Lemons</i> <b>Phonics: p-</b>
<b>Unit 5</b> <b>On the Farm</b> pages 65–78	<b>Farm Animals</b> bird, cat, chicken, cow, dog, duck, goat, horse, mouse, sheep <b>Things in Nature</b> bush, flower, grass, rock, tree, wall	<b>This is</b> a goat. <b>That's</b> a sheep. Where <b>are</b> the goats? They're <b>behind</b> the tree. They're <b>in front of</b> the wall. They're <b>between</b> the rocks. They're <b>next to</b> the bush.	<i>The Funny Chicken</i> <b>Phonics: -ck-</b>
<b>Unit 6</b> <b>At Home and in Town</b> pages 79–92	<b>Rooms and Furniture</b> bathroom, bed, bedroom, bookcase, kitchen, living room, shower, sofa, table, yard <b>Places in Town</b> house, park, school, store, street, zoo	<b>There's</b> a living room. <b>There isn't</b> a yard. <b>There are</b> four chairs. <b>How many</b> houses are there? <b>There's</b> one house. <b>There are</b> five houses.	<i>Benny and the Sofa</i> <b>Phonics: -ch-</b>
<b>Unit 7</b> <b>You Can Do It!</b> pages 93–106	<b>Actions</b> catch, climb, dance, fly, hop, jump, kick, run, swim, throw <b>Activities</b> play the guitar, play the piano, ride a bike, ride a horse, sing, skate	<b>I can</b> catch. He <b>can't</b> fly. <b>Can you</b> sing? Yes, I <b>can</b> . / No, I <b>can't</b> .	<i>The Treasure Hunt</i> <b>Phonics: th-</b>
<b>Unit 8</b> <b>Colorful Clothes</b> pages 107–120	<b>Clothes</b> cold, dress, hat, hot, jacket, pants, shoes, shorts, skirt, T-shirt <b>Activities</b> draw, fish, fly a kite, paint, play a game, take a photo	<b>I'm wearing</b> a blue hat. What <b>are you doing</b> ? <b>I'm painting</b> .	<i>The Wrong Clothes</i> <b>Phonics: -sh-</b>
<b>Unit 9</b> <b>All in a Day</b> pages 121–134	<b>Daily Routines</b> eat, have breakfast/dinner/lunch, listen to music, play outside, read, sleep, talk, watch TV <b>Times of Day</b> at night, drink water, have a snack, in the afternoon/evening/morning	<b>I play</b> outside every day. <b>I don't watch</b> TV every day. <b>Do you sleep</b> at night? Yes, I <b>do</b> . <b>Do you have</b> lunch in the morning? No, I <b>don't</b> .	<i>Mystery at Camp</i> <b>Phonics: th-</b>

**Grammar Booster** pages 135–143

Social-Emotional Learning (SEL)	CLIL and Literacy	Education for Sustainable Development and Citizenship (ESDC)	Communication Skills
<b>Relationship Skills</b> Learning to share	<b>Art</b> <b>Article:</b> <i>Make Your Own Toys</i> bottle, box, great, paper <b>Visual Literacy:</b> Predicting from titles and pictures	<b>Global Citizenship</b> How to recycle toys <b>Community Project</b> Let's Make Toys!	<b>Listening:</b> Listen for key words <b>Speaking:</b> Find out about your friends <b>Writing:</b> Capital letters
<b>Self-Management</b> Asking for help	<b>Social Studies</b> <b>Blog:</b> <i>Two Different Schools</i> bamboo, nature, plants, trees <b>Information Literacy:</b> Identifying difference in setting	<b>Global Citizenship</b> Schools around the world <b>Research Project</b> A Cool School!	<b>Listening:</b> Listen for specific information <b>Speaking:</b> Ask for something politely <b>Writing:</b> Periods
<b>Relationship Skills</b> Making friends	<b>Literature</b> <b>Fable:</b> <i>The Lion and the Mouse</i> forest, lion, please, small, thank you <b>Critical Literacy:</b> Recognizing difference in characters	<b>Global Citizenship</b> How animals help each other <b>Performance Project</b> Perform a Play	<b>Listening:</b> Listen to make predictions <b>Speaking:</b> Identify a friend <b>Writing:</b> Use <i>and</i>
<b>Self-Awareness</b> Knowing my likes and dislikes	<b>Health</b> <b>Quiz:</b> <i>Fun with Food: Burgers, Please!</i> cheese, lettuce, meat, veggie burgers <b>Information Literacy:</b> Predicting from titles and pictures	<b>Global Citizenship</b> Healthy food around the world <b>Research Project</b> Party Snacks	<b>Listening:</b> Listen for key words <b>Speaking:</b> Answer politely <b>Writing:</b> Question marks
<b>Social Awareness</b> Saying sorry	<b>Science</b> <b>Brochure:</b> <i>Visit Maple Farm</i> babies, lambs, plants <b>Visual Literacy:</b> Reading for detail	<b>Global Citizenship</b> The roles of farms and communities <b>Research Project</b> Farm Life	<b>Listening:</b> Listen for sequence <b>Speaking:</b> Ask for help politely <b>Writing:</b> Period or question mark
<b>Relationship Skills</b> Being a good helper	<b>Social Studies</b> <b>Blog:</b> <i>Different Homes</i> apartment building, home, place <b>Visual Literacy:</b> Using photos to help with understanding	<b>Global Citizenship</b> Homes around the world <b>Research Project</b> Different Homes	<b>Listening:</b> Listen for opinion <b>Speaking:</b> Reject suggestions politely <b>Writing:</b> Contractions
<b>Relationship Skills</b> Working together	<b>Physical Education</b> <b>Article:</b> <i>Move Well, Be Happy!</i> air, aerial dancer, ballet dancer, hip-hop dancer, step dancer <b>Visual Literacy:</b> Reading for detail	<b>Global Citizenship</b> Dance in other cultures <b>Performance Project</b> Let's Dance!	<b>Listening:</b> Listen for action words <b>Speaking:</b> Encourage your friends! <b>Writing:</b> Use <i>but</i>
<b>Social Awareness</b> Understanding feelings	<b>Social Studies</b> <b>Blog:</b> <i>Parties for Kids</i> bike, coat, costume, experiment, glasses, helmet, party, science <b>Visual Literacy:</b> Using photos to help with understanding	<b>Global Citizenship</b> Children's parties around the world <b>Creative Project</b> Costume Party!	<b>Listening:</b> Listen for the main idea <b>Speaking:</b> Invite a friend <b>Writing:</b> Word order
<b>Social Awareness</b> Caring for friends	<b>Social Studies</b> <b>Blog:</b> <i>Different Time Zones</i> later, night time, time zones, USA, Vietnam <b>Visual Literacy:</b> Recognizing different times of day	<b>Global Citizenship</b> Daily routines around the world <b>Research Project</b> Saturdays Are Fun Days!	<b>Listening:</b> Activate prior knowledge before listening <b>Speaking:</b> Offer and accept politely <b>Writing:</b> Use <i>or</i>

# Learning Well Amazing Park

## 1 Fantastic Toys

Describe toys  
Read an article  
Write about your favorite toy

## 2 Happy Classrooms

Ask and answer about classroom objects  
Read a blog  
Write about a classroom object

## 3 Funny Faces

Describe people  
Read a fable  
Write about a friend

## 4 Fun with Food

Talk about food  
Read and do a quiz  
Write a food quiz

## 5 On the Farm

Talk about farm animals  
Read a brochure  
Write an animal fact sheet

## 6 At Home and in Town

Talk about houses  
Read a blog  
Write about a house

## 7 You Can Do It!

Talk about actions  
Read an article  
Write about what you can do

## 8 Clothes for Every Day

Talk about clothes  
Read a blog  
Write about what you're wearing

## 9 All in a Day

Talk about activities  
Read a play  
Write about your Sunday



# Welcome

## Lesson 1 | Family

Look! What can you see?

WELCOME  
To  
Amazing Park

Hello, I'm Alice.  
Welcome to  
Amazing Park  
Saturday Club!

4 mom

3 dad

2 grandpa

1 grandma

6 brother

5 sister



### Amazing Park

Let's go! Let's go!  
Right this way  
To Amazing Park,  
To learn and play.

Hi! Hello!  
How are you today?  
How are you and you  
and you?

I'm fine, thank you.  
I'm happy today.  
I'm OK.  
*Chorus*

1 0.1 Listen, find, and say.

2 0.2 Watch or listen. Move and sing.



1 Look. Match the colors to the bugs.

yellow  d

blue

pink

black

green

red

brown

white

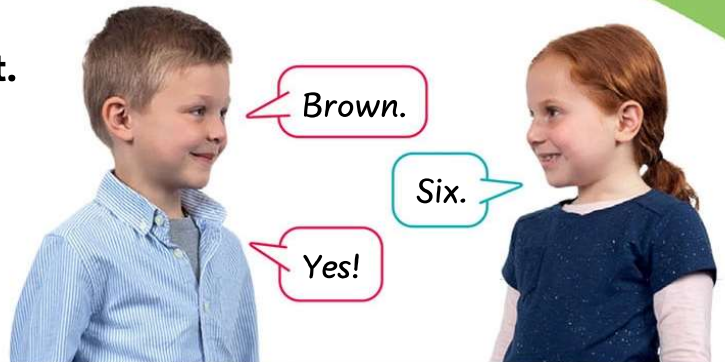
orange

purple



2 0.3 Look at Activity 1. Listen, count, and write the number. How many bugs?

3 Look at the bugs. Say and point.

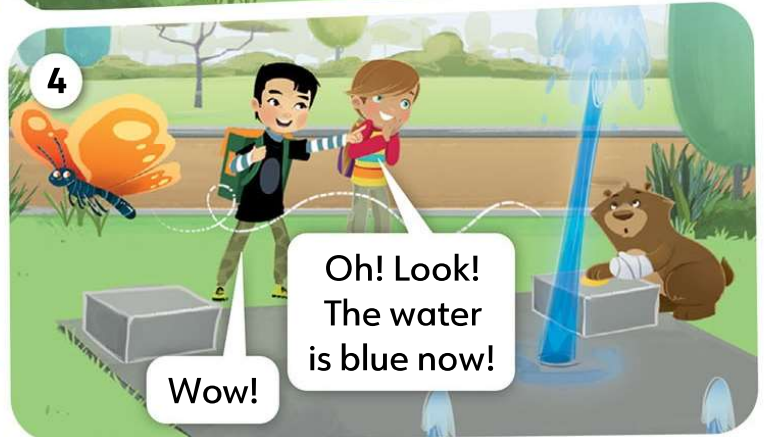




1 Look at the pictures.

2  0.4 Listen and read. What color is the water?

## Benny and the Button



3  Watch the video. Act out the story.

1  0.5 Listen and point. Then move and sing.



## Seven Days!

Monday, Tuesday, Wednesday, Thursday,  
Friday, Saturday, and Sunday. (x 2)  
One, two, three, four, five, six, seven,  
Days to learn and play.

Blue days, red days,  
Green days, yellow days,  
Pink days, orange days, and  
Purple days, too!

Monday, Tuesday, Wednesday, Thursday,  
Friday, Saturday, and Sunday.  
One, two, three, four, five, six, seven,  
Days to learn and play.



2  Ask a friend. Choose and answer.



What day is it today?

It's Tuesday.







**1**  **1.01 Listen and look.**

- 1 What do you hear?
- 2 What do you see?
- 3 What's happening?

**2**  **Talk about you.**

- 1 Who do you play with?
- 2 What's your favorite toy?



# Lesson 1 | Vocabulary

Look! What can you see?



## Play with Me!

Toys, toys, toys, toys,  
Toys, toys, toys, toys.

Look! It's a ball.  
A ball, a ball, a ball.  
Play with me.

**Chorus**

kite  
scooter  
car  
bike

1 Listen, find, and say.

2 Watch or listen. Move and sing.

1  1.04 Listen and read. What is Sam's toy?



2  1.05 Listen, read, and repeat.

Be: *It's a / an ...*

What **is** it?

It's **a** car.

It's **an** alien.

Look

It's = It is

3  1.06 Listen, read, and write. Use *It's* and *a* or *an*.



1 It's a balloon.    2 \_\_\_\_\_ doll.    3 \_\_\_\_\_ alien.    4 \_\_\_\_\_ game.

4  Look at the picture on page 10. Ask and answer.

What is it?

It's a bike.

Grammar  
Booster  
page 135



**Before You Read**

1 Look at the pictures. Who can you see?

2  1.07 Listen and repeat. Then circle the words in the story.

bike      ball      button

3  1.08 Listen and read. What's in the garden?

# The Toy Garden

1 The children are in the toy garden.



No, it's a blue button! Let's push it!

3



2




It's a white flower.

4







## After You Read

4 Watch the video. Act out the story.

5 Complete and say. Use the *b-* words.

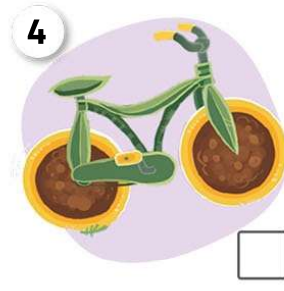
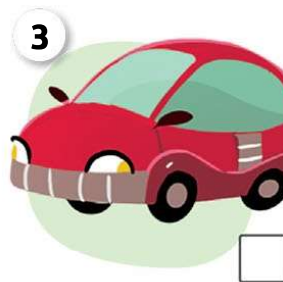
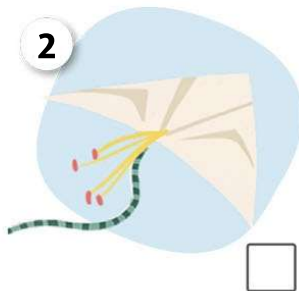
1 It's a \_\_\_\_\_!

2 It's a blue \_\_\_\_\_!

3 Where's my \_\_\_\_\_?



1 Read the story again. Find and check (✓) the toys they share.

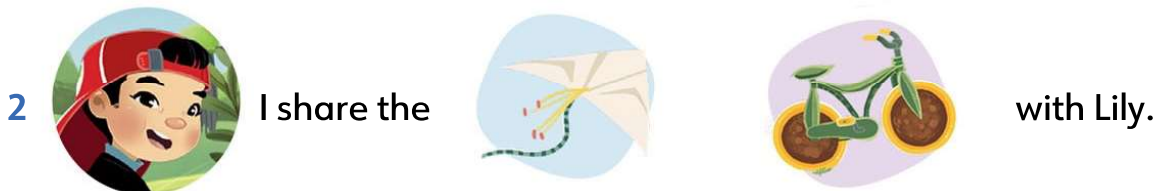
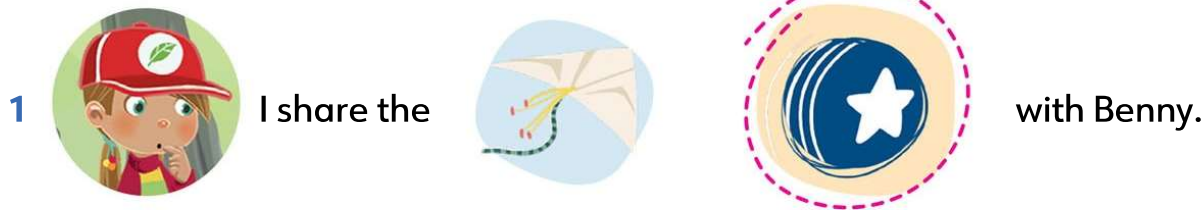


2 Think and circle. How does Lily share toys? What does she say?



To share my toys I say,  
"Now, it's my / your turn."


3 Read, look, and circle.





**4 Read, think, and write.**

Who do you share your toys with?



mom

dad

brother

sister

friend

1 I share my \_\_\_\_\_ with my \_\_\_\_\_.

2 I share my \_\_\_\_\_ with my \_\_\_\_\_.

3 I share my \_\_\_\_\_ with my \_\_\_\_\_.

**5 Read and circle.**

When I share with my friends, I feel ...



**6**  **Play with a friend. Share something from your classroom.**

It's my robot book.

Thank you.

**SEL**

Go to Wellness Book pages 2-7

1  1.09 Listen and say.  1.10 Then listen and number.



big



small



old



new



fast



slow

2 Read, look, and circle.

- 1 The scooter is **old** / new.
- 2 The car is **slow** / fast.
- 3 The ball is **small** / big.
- 4 The bear is **big** / old.



3  Look at Activity 2. Tell a friend. Point and say.



It's old.

It's a bear.



1 1.11 Watch or listen. Move and sing.



## Where's My Toy?

Where's my toy? Wah, wah, wah!

Where's my toy?

Is it a doll? No, it isn't. It's a ball.

Is it big? No, it isn't. It's small.

Is it red? No, it isn't. It's blue.

Is it old? No, it isn't. It's new.

**Chorus**

Is it a ball? Yes, it is!

Is it small? Yes, it is!

Is it blue? Yes, it is!

Is it new? Yes, it is!

Here's your ball!

Thank you!



2 1.12 Listen, read, and repeat.



**Be: Yes / No questions with is**

Is it a ball?

Yes, it **is**.

Is it big?

No, it **isn't**.

**Look**

**isn't = is not**

3 Look. Then complete the questions and answers.



1 \_\_\_\_\_ it fast?

Yes, it is.



2 Is it old?

\_\_\_\_\_, it \_\_\_\_\_.



3 \_\_\_\_\_ it big?

\_\_\_\_\_, it \_\_\_\_\_.



4 \_\_\_\_\_ it small?

\_\_\_\_\_, it \_\_\_\_\_.



4 Point to a picture in Activity 3. Ask a friend.

Is it slow?

No, it isn't.


Grammar  
Booster  
page 135



- 1  Look at the article. What toys can you see?
- 2  1.13 Listen and read. Are the toys old or new?

## Make Your Own Toys

1



Hi, I'm Tom.  
I'm six.  
This is my robot.  
It's an old **box**!

2



Hello! I'm Clare.  
This is my car.  
It's blue and white.  
It's an old balloon and a **bottle**!

3



Hi, I'm Bill.  
This is my game.  
It's big. It's fun!  
It's an old box and old **paper**!

4



Hi, I'm Lucy.  
This is my kite.  
It's small and pink.  
It's **great**!

**3** Read the text again. Write *is* or *isn't*.

- 1 The car \_\_\_\_\_ small and pink.
- 2 The game \_\_\_\_\_ fun.
- 3 The robot \_\_\_\_\_ happy.
- 4 The kite \_\_\_\_\_ big.
- 5 The car \_\_\_\_\_ an old balloon.
- 6 The robot \_\_\_\_\_ is a new box.



**Can children make new toys with old things?**

**4**  1.14 Listen to Li talk about a toy. Circle *T* (true) or *F* (false).

- |                          |   |   |
|--------------------------|---|---|
| 1 The toy is a car.      | T | F |
| 2 It's big.              | T | F |
| 3 It's orange and blue.  | T | F |
| 4 I play with my sister. | T | F |
| 5 It's fun.              | T | F |



**5**  1.14  Listen again. Circle what Li says about her toy.

I make **new** / **old** toys from **new** / **old** things.

**Do you make new things from old things at home?**



1  1.15 Listen and match.




Eva



Ben



Anna



2   1.16 Watch or listen. Then say.

What's your favorite toy?

It's a kite. Look! It's new.

And what's your favorite color?

It's red!



**Find Out About Your Friends**

What's your favorite toy / color / day?

What's your favorite toy?

It's a car.

3   Make a new dialogue.