

Statements with Present of *Be*

Tell Me about Yourself

1 Grammar in the Real World

ACADEMIC WRITING

Thinking about speaking and writing

A How do you introduce yourself to your instructors? What information do you give? Read the conversation between an adviser and a student. What are two interesting facts about Tomasz?

B Comprehension Check Circle the correct words.

- 1 Ms. Kim is a student/an adviser.
- 2 Tomasz is from Poland/the United States.
- 3 Tomasz is a salesclerk in his uncle's store/restaurant.

C Notice Complete the sentences. Use the conversation to help you.

- 1 I _____ Tomasz. Sorry I _____ late.
- 2 My major _____ computer science.
- 3 My brother and I _____ salesclerks. We _____ really interested in his business.



FIRST MEETING WITH AN ADVISER

Tomasz

Hello, Ms. Kim. I'm Tomasz. Sorry I'm late for our meeting.

Ms. Kim

That's OK. Nice to meet you, Tomasz. Please have a seat.

Tomasz

Thanks.

Ms. Kim

First, I'm glad that you're here. As your adviser, I'm here to help you. I can help you choose your classes, and I can help you with any problems.

5

Tomasz

Thanks, I need your help. I have a lot of questions about courses, instructors, and my program.

Ms. Kim

Good! But first I'd like to know more about you. Tell me about yourself.

Tomasz

Sure. I'm 19, and I'm a graduate of Central High School. I'm from Poland originally.

10

Ms. Kim

I see. What are some of your interests?

Tomasz

Well, I'm interested in cars and music. And I really like computers. My major is computer science.

Ms. Kim

Great. You know, the college has a lot of clubs. It's a good way to meet people and practice English.

15

Tomasz

Well, I'm pretty busy most of the time. My brother and I are salesclerks in my uncle's store. We're really interested in his business. I don't have much free time.

Ms. Kim

OK. I understand. Now, let's talk about your academic plans . . .

2 Present of *Be*: Affirmative Statements

Grammar Presentation

Be links ideas.

I **'m** a student.

2.1 Full Forms (with Subject Pronouns)

SINGULAR

Subject	Be	
I	am	late.
You	are	
He She It	is	difficult.

PLURAL

Subject	Be	
We You They	are	from Seoul.

» Capitalization and Punctuation Rules: See page A1.

2.2 Contractions (with Nouns and Subject Pronouns)

SINGULAR

I am → I'm
You are → You're
He is → He's
Tomasz is → Tomasz's
She is → She's
His mother is → His mother's
It is → It's
My name is → My name's

PLURAL

We are → We're
You are → You're
They are → They're

2.3 Using Present of *Be*

A The verb *be* "links" ideas. You can use *be* to link nouns or pronouns with words that give information about them.

Tomasz is a student.

They are from California.

B Use the full forms of *be* in academic writing.

I **am** a computer science major.

I **am** in your grammar class.

2.3 Using Present of Be (continued)

C Use contractions of <i>be</i> in conversation and informal writing.	<i>I'm</i> Ms. Kim. <i>They're</i> sick today.
D You can use <i>be</i> + noun <ul style="list-style-type: none"> • to talk about occupations. • to identify things. 	<i>He's</i> a teacher . <i>They're</i> students . <i>It's</i> an English class . <i>My hobbies are</i> baseball and music . <i>My major is</i> math .
E You can use <i>be</i> + number to talk about ages.	<i>My sister is</i> 18 . <i>His parents are</i> 49 years old.
F You can use <i>be</i> + adjective <ul style="list-style-type: none"> • to talk about nationalities. • to describe people and things. 	<i>I'm</i> Canadian . <i>His parents are</i> South Korean . <i>Jun-Ho is</i> tall . <i>My sister is</i> sick . <i>Our reading class is</i> interesting .
G You can use <i>be</i> + preposition <ul style="list-style-type: none"> • to talk about hometowns and places. • to talk about where people and things are. • to talk about the groups, such as teams or clubs, that people are in. 	<i>My parents are</i> from Seoul . <i>I'm</i> from California . <i>She is</i> at home . <i>We are</i> in Los Angeles . <i>My friends and I are</i> in a band . <i>He is</i> on the basketball team .



Grammar Application

Exercise 2.1 Present of Be: Full Forms

A Complete the sentences about a student, using *am*, *is*, and *are*.

- 1 My name is Ling. I am a student at the University of Florida.
- 2 My friend Ana and I _____ in Science 101.
- 3 Mr. Johnson _____ a good instructor.
- 4 The class _____ interesting.
- 5 My classmates _____ crazy about science.
- 6 Ana _____ smart.
- 7 Ana and I _____ seniors this year.


B Look at the underlined word(s). Circle the subject pronoun that replaces the underlined words.

- 1 My college is in Detroit, Michigan. It / She is a good school.
- 2 Jorge and Lisa are in Grammar 110. They / We are in a fun class.
- 3 Mrs. Chapple is a great teacher. It / She is also very nice.
- 4 Marcos is crazy about grammar. He / They is never late for class.
- 5 My brother is smart. He / It is an excellent student.
- 6 My mother is a nurse. She / It is always very busy.
- 7 My sister and I are sick. She / We are at home today.

C Complete the student's online profile. Use the full forms of *be* (*am, is, are*).

🏠
💬 ↻ ☰ ✉

My name is Cindy Wang. I _____ from Jackson, Illinois. My parents _____ from China originally. I _____ 20 years old. I _____ now a student at the University of Texas. My major _____ public health. My favorite subjects _____ math and biology. I _____ interested in sports and drawing. My friend Bev and I _____ servers in a restaurant on weekends. My sister _____ still a high school student in Illinois.





D Over to You Complete the sentences with the correct full form of *be* and the information about you. Then read your sentences to your partner. How many of your sentences are the same?

- 1 My name _____ .
(be) (name)
- 2 I _____ from _____ .
(be) (country)
- 3 I _____ .
(be) (age)
- 4 My major _____ .
(be) (subject)
- 5 My favorite class _____ .
(be) (name of class)
- 6 I _____ interested in _____ .
(be) (name of things)
- 7 I _____ .
(Tell one more thing about yourself. Remember to use *be*.)

Exercise 2.2 Present of Be: Contractions

A Complete the sentences with 'm, 's, or 're.

- 1 **Ana** Hi, I 'm (1) Ana.
Ron Hi, Ana. My name _____ (2) Ron. Nice to meet you.
Ana It _____ (3) nice to meet you, too.
Ron I _____ (4) in Ms. Cook's class.
Ana She _____ (5) my teacher, too.
 You _____ (6) in my class.
Ron Great. I think we _____ (7) in Room 9.
- 2 **Sara** Excuse me. I'm lost. My teacher _____ (8) Mr. Martinez.
Ron Mr. Martinez? He _____ (9) in Room 10.
Ana Room 10 _____ (10) over there. On the right.
Sara Oh, thanks.
Ana You _____ (11) welcome.
- 3 **Ana** Ron, this is my friend Cathy. We _____ (12) friends from high school.
Ron Hi, Cathy.
Cathy Hi, Ron!
Ana Cathy _____ (13) on the basketball team.
 She _____ (14) a great player.
Ron Really? I _____ (15) a big basketball fan.
Ana Well, come to our next game. It _____ (16) on Friday.

**B Pair Work** Introduce yourself to your partner. Use contractions. Then introduce your partner to a classmate.

Hi, I'm Alex. This is Hong-yin. He's from Texas. He's on the soccer team.

3 Present of *Be*: Negative Statements

Grammar Presentation

3.1 Full Forms

SINGULAR			PLURAL		
Subject	Be + Not		Subject	Be + Not	
I	am not	in class.	We	are not	students.
You	are not		You		
He She It	is not		They		

3.2 Negative Contractions

SINGULAR	PLURAL
I am not → I'm not	We are not → We're not / We aren't
You are not → You're not / You aren't	You are not → You're not / You aren't
He is not → He's not / He isn't	They are not → They're not / They aren't
She is not → She's not / She isn't	
It is not → It's not / It isn't	



DATA FROM THE REAL WORLD

In conversation, people usually use **'s not** and **'re not** after pronouns.

They usually use **isn't** and **aren't** after names and nouns.

He's not 21.

She's not in class.

They're not here.

Carlos isn't 21.

Louise isn't in class.

The boys aren't here.



Grammar Application

Exercise 3.1 Present of *Be*: Negative Statements with Full Forms

A Complete the sentences. Use *am not*, *is not*, or *are not*.

- 1 My roommate and I are not math majors.
- 2 My friends _____ in my business class.

- 3 My cousin _____ married.
- 4 You _____ late.
- 5 My friend _____ in the library.
- 6 I _____ interested in chemistry.
- 7 Our instructor _____ from the United States.
- 8 The students _____ interested in history.



B Over to You Write six negative sentences about yourself. Use the full form of *be*.

- 1 I am not a teacher.
- 2 I _____ from _____.
- 3 I _____ interested in _____.
- 4 I _____ a/an _____ major.
- 5 I _____ a/an _____.
- 6 I _____ in _____.

C Pair Work Read your sentences to a partner. Are any of your sentences the same?

Exercise 3.2 Affirmative or Negative?

A Read the online profiles. Complete the sentences with the correct affirmative or negative form of *be*. Use contractions when possible.

ONLINE PROFILES		
		
	Yoko Akeda	Luiz da Costa
Age	21	35
Hometown	Los Angeles, California	New York, New York
Occupation or job; location	student at Glen College	instructor at Glen College
Interested in ...	music, art museums	music, biking
Not interested in ...	cooking, computer games	movies, cooking

- 1 Yoko is 21. She 's not 35.
- 2 Yoko and Luiz _____ the same age.
- 3 Luiz _____ an instructor.
He _____ a student.
- 4 Yoko _____ from New York. She
_____ from Los Angeles.
- 5 Luiz _____ from New York. He _____
from Los Angeles.
- 6 They _____ interested in music.
They _____ interested in cooking.
- 7 Luiz _____ interested in movies.



B Listen. Where are these people? Complete the sentences with the correct pronouns and forms of *be*. Use contractions when possible.



at home



at work



in class



at the movies



at the doctor's office



at the stadium

- Carlos is sick. He's at the doctor's office. He's not at work.
- Ana and her boss _____ in class. _____ in the office.
- Juan and his children _____ at the doctor's office. _____ at home.
- Karen is with her classmates and her teacher. _____ in class.
_____ at the stadium.
- David is a big baseball fan. _____ at the stadium. _____ at home.
- Ling and John are interested in movies. _____ at Drew's apartment.
_____ at the movies.

C Pair Work Tell a partner about four people you know. Where are they today?

My brother is at work. He's a salesclerk in a store . . .

Exercise 3.3 Negative of Be

Complete the conversations. Use *'s not* and *'re not* after pronouns and *isn't* and *aren't* after names and nouns.

- Sara** Hello. Accounting Department.

Ben Louise?

Sara No, it's Sara. Louise isn't here.
She _____⁽¹⁾ at work today.
⁽²⁾



- 2 **Sam** Oh, no! My wallet _____ in my bag! It's on the bus! (3)
- Man** No, it _____ on the bus. Look, here it is. (4)
- 3 **Lara** Where are your brothers? The game's on TV, and they _____ here. (5)
- Joe** They _____ interested in baseball. They _____ interested in sports. (6) (7)



4 Avoid Common Mistakes !



- 1 Use **be** to link ideas.
He ^{is} an engineering student.
- 2 Use **be + not** to form negative statements with **be**. Do not use **be + no**.
Ana is ^{not} a science teacher.
- 3 A statement has a subject. Do not begin a statement with **be**.
^{She is} ~~is~~ my sister's best friend.

Editing Task

Correct nine more mistakes. Rewrite the sentences.

- 1 This my friend. *This is my friend.*
- 2 Her name Amy. _____
- 3 Amy and I roommates. _____
- 4 She 27. _____
- 5 She is no a student. _____
- 6 Is a science teacher. _____
- 7 Is very nice and very smart. _____
- 8 Amy is no in school today. _____
- 9 She sick. _____
- 10 Is at home. _____

5 Academic Writing

Thinking about Speaking and Writing

In this unit (1), you are going to think about the differences between speaking and writing.

Exercise 5.1 Noticing the Differences

Work with a partner. Look at the photos. How are speaking and writing different? Write three ways.



- 1 _____
- 2 _____
- 3 _____

Exercise 5.2 Brainstorming and Organizing Ideas

Complete the tasks.

- 1 What do you talk about? What do you write? Make notes in the chart.

Things I talk about	Things I write
<i>my sister</i>	<i>homework</i>

- 2 Compare your answers with a partner's. Add any new information to your chart.

Read the conversation and paragraph. Then complete the exercises that follow.

Conversation	Paragraph
<p>Luiz: Hi! I'm at school. Are you here too?</p> <p>Yuko: Uh, no, I'm at home.</p> <p>Luiz: At home?</p> <p>Yuko: Yeah.</p> <p>Luiz: Why?</p> <p>Yuko: Cuz I'm sick.</p> <p>Luiz: Oh, no! I hope you feel better soon.</p> <p>Yuko: Thanks.</p> <p>Luiz: You gonna go to class?</p> <p>Yuko: No.</p> <p>Luiz: OK, see you when you're better.</p> <p>Yuko: OK, bye.</p>	<p>My sister is a teacher. She works at a school and teaches math. She is a good teacher. My family is very happy that she is a teacher. We are proud of her.</p>

Exercise 5.3 Noticing the Grammar

Work with a partner. Complete the tasks below.

- 1 Underline the verb *be* in the conversation and the paragraph.
- 2 Highlight the incomplete sentences.
- 3 Circle the contractions.
- 4 Double underline the informal words or expressions.

Exercise 5.4 Comparing the Skills

Write three differences between the conversation and the paragraph. Then compare your answers with your partner's.

- 1 _____
- 2 _____
- 3 _____

Exercise 5.5 Adding Information

Work with a partner. Complete the chart on a separate sheet of paper.

- 1 Write two more differences between speaking and writing in the chart.

When we speak ...	When we write ...

- 2 Compare your answers with another student pair. Add any new information to your chart.