

PUPIL'S BOOK

Give Me Five!

ENGLISH

1



Donna Shaw
Joanne Ramsden



Syllabus



S Hello, friends!

Numbers 1-10
Shapes Colours
Days of the week

Hello. What's your name?
Goodbye. I'm (Jake).

Vocabulary

Grammar

Phonics

1 Ready for school!

Classroom objects
More classroom objects

Where's my (pencil)? It's here.
Put the (book) on the (shelf).
in / on / under

Consonant sound **r**:
red rabbit red ruler

2 Happy birthday!

Toys
Adjectives

What is it?
Is it a (bike)? Yes, it is. No, it isn't.
What's your favourite toy?
My favourite toy is a (ball).

Consonant sound **s**:
six snakes slow scooter

3 At the circus

Parts of the body
Describing hair and eyes

I've got a (red nose).
I've got (small eyes).
My friend has got (long hair).
He's / She's got (blue eyes).

Consonant sound **h**:
Helen happy hippo hops

My project 1: Family

Family members

Have you got (a brother)?
Yes, I have. No, I haven't.

This is my (father / mother).
His / Her name is ...

4 Fantastic food!

Food
Fruit

I like / don't like (chicken).
I love (ice cream).
Do you like (grapes)?
Yes, I do. No, I don't.

Consonant sound **j**:
Jim juggles jam juice jelly

5 Fun on the farm

Farm animals
Actions

Can you see a (cow)?
Yes, I can. No, I can't.
(Birds) can fly. (Cows) can't climb.

Consonant sound **sh**:
shush! shout sheep

6 A day in the park

Playground objects
and nature
Prepositions of place

Where's (Beth)?
He's / She's (on the swing).
Where are (Jake and Molly)?
They're (behind) the (tree).

Consonant sound **w**:
Wally worm washes
windows

My project 2: Spring

Spring animals and plants

How many (lambs) can you see?
I can see (seven) lambs.

This is my (butterfly). It's (blue).
My (bird) is near (a bush).

7 Let's explore my town!

Places in the town
Transport
Numbers 11-20

There's a (zoo).
There are (two) sweet shops.
How many (cars) are there?

Consonant sound **z**:
lazy zebra zoo

8 Camping fun!

Clothes
Outdoor activities

What are you wearing?
I'm wearing (shorts) and a (T-shirt).
What's he / she doing?
He's / She's (riding a horse).

Consonant sound **v**:
Vicky vet loves volleyball

9 Day and night

Daily routines
Meal times

I (wash my face) every day.
I have (dinner in the evening).

Consonant sound **th**:
three thin bath Thursday

My project 3: Holidays

Places for a holiday
Holiday things

Where do you go on holiday?
I go to (the beach).

I go to the (beach). It's (hot) there.
I've got (a swimsuit) on my list.

Festivals

Bonfire Night

Valentine's Day

What's this?
It's a (bike).

What colour is it?
It's (green).

What day is it today?
It's (Thursday).

Literacy

Culture

21st Century Skills

Cross-curricular links

A classroom poster


School assemblies

 **21st Ways of working:** being organised

Science: Tidy classroom; School subjects
Arts and Crafts: Lines and shapes

A birthday card

Birthday parties in Britain

 **21st Ways of thinking:** ordering favourite things

Science: The senses
Arts and Crafts: Patterns

An action rhyme

Circus Day

 **21st Ways of working:** working together

Science: Parts of the body: bones, joints and muscles
Arts and Crafts: Lines and colours

Making a class family tree display



Science: Different types of family
Arts and Crafts: Art in my home

A lunch menu

A traditional English breakfast

 **21st Living in the world:** eating healthily

Science: Healthy food; Meals of the day
Arts and Crafts: Texture

Animal riddles


Urban farms

 **21st Ways of thinking:** putting things in groups

Science: Farm animals and domestic animals; How animals move; Wild animals
Arts and Crafts: Forms

Instructions

Parks in Britain

 **21st Living in the world:** being careful in the playground

Science: Living and non-living things; What plants need to survive
Arts and Crafts: Geometric and organic shapes


Making a class spring wall display



Science: Living things
Arts and Crafts: Art in my world

A fable

Cycling in Britain

 **21st Digital skills:** reading digital maps

Science: Road safety; Rights and rules
Arts and Crafts: Buildings and symmetry

A postcard


Camping in the garden

 **21st Ways of thinking:** thinking before you choose

Science: Human and physical elements in the environment; Clothing in different weather
Arts and Crafts: Landscapes

A poem

The Tooth Fairy

 **21st Living in the world:** looking after your teeth

Science: Day and night; Parts of the day
Arts and Crafts: Warm and cool colours

Making a holiday list display



Science: Cardinal points; Continents and oceans
Arts and Crafts: Recycled Art

1 Listen and point. Sing *What's your name?*  CD1



2 Say *The ten balloons* chant.  CD1 3

3 Find, count and write.

<input type="text" value="10"/>	 balloons	<input type="text"/>	 bananas
<input type="text"/>	 balls	<input type="text"/>	 hats
<input type="text"/>	 books	<input type="text"/>	 socks
		<input type="text"/>	 dogs
		<input type="text"/>	 bike

4 four

Key learning outcomes: identify and say numbers 1–10
Language: Hello. Goodbye. What's your name? I'm (Jake).

1 Listen and repeat. Act out.



2 Listen and find. Point.



3 Point. Ask and answer.

What's this?

It's a balloon.

4 Find these shapes in the picture.



circle



rectangle



square



triangle





oval

Key learning outcomes: identify and say five shapes
 Language: What's this? It's a (bike).



A big surprise

1 Listen and read. Act out.



Now watch the animated story!

1 Listen and sing *Seven days a week*.



Monday, Tuesday,
Wednesday, Thursday,
Friday, Saturday and Sunday.

Seven days a week.
Seven days a week.
We ride our magic bike,
Seven days a week.



2 **Talk Partners** Listen. Ask and answer.



What day is it today?

It's Thursday.

What day
is it today?

It's THURSDAY

MONDAY

TUESDAY

WEDNESDAY

FRIDAY

SATURDAY

SUNDAY


Key learning outcomes: ask and answer about days of the week
Language: *What day is it today? It's (Thursday).*

1 Listen and point. Sing *I'm ready for school!*

A pen, a pencil,
A crayon, too.
I'm ready! I'm ready!
I'm ready for school!

A rubber, a ruler,
A sharpener, too.
I'm ready! I'm ready!
I'm ready for school!


A book, a school bag,
A pencil case, too.
I'm ready! I'm ready!
I'm ready for school!
Hurray! I'm ready for school!




2 Read and stick the ten stickers. Listen and say the chant.




book




pen



rubber



pencil



ruler



Learning to learn



Spelling: go to page 15 in your Activity Book.



1 Listen and repeat. Act out.




Grammar

Where's my pencil?
It's here.


2 Listen and find. Circle.




crayon




sharpener



computer



school bag



pencil case

Key learning outcomes: use *where's ...?* and *here* to locate objects
Grammar: *Where's my (pen)? It's here.*




Before you read


What classroom objects can you see in the story?

1 Listen and read. Act out.



Toby goes to school





Now watch the animated story!

After you read

➔ Go to page 8 in your Activity Book.

2 **Values** Read and circle.



Keep the classroom tidy.
Put **books** / **crayons** / **rubbish** in the bin.



1 Lesson 4 Vocabulary and Grammar


1 Listen, point and say.



shelf



cupboard



bin



desk



board



chair

2 Listen and point. Sing *Let's tidy up.*



Put the book on the shelf,
On the shelf, on the shelf.
Put the book on the shelf.
Let's tidy up!

Put the paper in the bin,
In the bin, in the bin.
Put the paper in the bin.
Let's tidy up!

Put the chair under the desk,
Under the desk, under the desk.
Put the chair under the desk.
Let's tidy up!



3 **Talk Partners** Listen and repeat. Play a game.



Put the pencil
under the chair.

Good.



1 Listen and say.



Toby's tongue twister




r - r - r. A red rabbit on a red ruler.

2 Listen and match.



1



3



2



4



3 **Talk Partners** Make and play the game.

Teacher's Resource Bank: Unit 1



Where's the sharpener?

It's in the cupboard.



Hello

1 Listen and read. Answer.



1

Hello! I'm Alex.

And I'm Lucy. We go to primary school in England. At school, we have an assembly every day.

We sit on the floor with all the children in our school. We listen to the head teacher.

2



We play music and we sing songs.

3



We clap our hands when boys and girls do good work.



Think about your culture

What do you do every day at school?