



CAMBRIDGE

Official
Cambridge
Exam
Preparation

FUN Skills



Student's Book


3

with Home Booklet

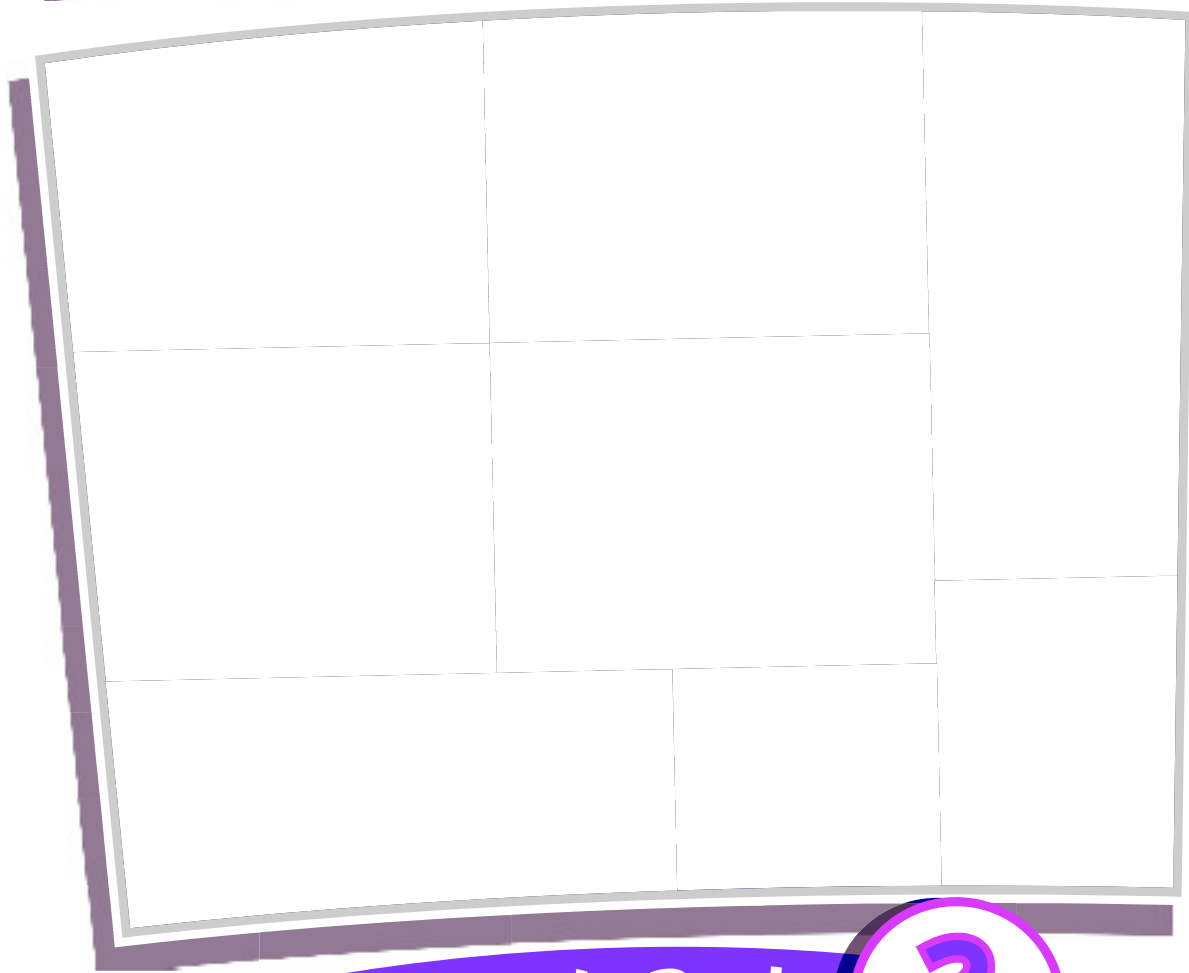
Anne Robinson



WITH AUDIO
DOWNLOADS



FUNSkills



Student's Book **3**

Anne Robinson ● Colin Sage

Cambridge University Press

www.cambridge.org/elt

Cambridge Assessment English

www.cambridgeenglish.org

Information on this title: www.cambridge.org/9781108563703

© Cambridge University Press and Cambridge Assessment 2020

This publication is in copyright. Subject to statutory exception and to the provisions of relevant collective licensing agreements, no reproduction of any part may take place without the written permission of Cambridge University Press.

First published 2020

20 19 18 17 16 15 14 13 12 11 10 9 8 7 6 5 4 3 2 1

Printed in Dubai by Oriental Press


A catalogue record for this publication is available from the British Library

ISBN 978-1-108-56370-3 Student's Book 3 with Home Booklet 3 and Audio download


The publishers have no responsibility for the persistence or accuracy of URLs for external or third-party internet websites referred to in this publication, and do not guarantee that any content on such websites is, or will remain, accurate or appropriate. Information regarding prices, travel timetables, and other factual information given in this work is correct at the time of first printing but the publishers do not guarantee the accuracy of such information thereafter.

Download the audio for all the activities in the Student's Book and Home Booklet from www.cambridge.org/funskillsresources

Contents




Map of the book	4
1 Brilliant bodies!	6
2 My family and me	10
Review 1–2	14
3 Cool clothes!	16
4 Fantastic food!	20
Review 3–4	24
5 What do you want to be?	26
6 What's the matter?	30
Review 5–6	34
7 What a great place!	36
8 Let's go!	40
Review 7–8	44
9 My week	46
10 What's the weather like?	50
Review 9–10	54
11 Our animals and plants	56
12 Our sports and hobbies	60
Review 11–12	64
Pairwork	66
Poster	69
Grammar fun!	70
Grammar fun pairwork!	76
Skills checklists	78
Word list	82
Meet the characters	86
Acknowledgements	88



Map of the book

Unit	Topic	Skills focus	Can do	
1 Brilliant bodies! page 6	Parts of the body Animals	Speaking Describe pictures and identify differences	Give simple descriptions of objects, pictures and actions Talk about likes Express agreement or disagreement using simple phrases	Chant
2 My family and me page 10	Family and friends	Listening Listen and write words or numbers	Understand simple spoken descriptions Write words and numbers	Song
Review Units 1–2 page 14				
3 Cool clothes! page 16	Clothes	Listening Listen for names and descriptions; draw lines	Understand simple descriptions Recognise English names	Poem
4 Fantastic food! page 20	Food and drink Containers	Speaking Spot the difference and explain it Reading and Writing Copy correct words next to definitions	Give simple descriptions of objects, pictures and actions Write simple words Read and understand some simple stories or texts about familiar topics	Think big
Review Units 3–4 page 24				
5 What do you want to be? page 26	Jobs	Listening Listen and number in order Reading and Writing Copy correct words next to definitions	Understand simple spoken descriptions Read and understand simple descriptions about pictures or familiar topics	Chant
6 What's the matter? page 30	Health	Reading and Writing Read text with specific words missing	Read and understand short factual texts with the help of pictures	Song Think big
Review Units 5–6 page 34				





Unit	Topic	Skills focus	Can do	
7 What a great place! page 36	Places in town	Speaking Understand the beginning of a story and continue it	Tell a simple story with the help of pictures Understand simple spoken descriptions	
8 Let's go! page 40	Transport Adjectives	Listening Listen for words, spellings and specific information Reading and Writing Replace gaps with the correct words	Understand simple spoken descriptions Read and understand simple stories about familiar topics with the help of pictures	Poem
Review Units 7–8 page 44				
9 My week page 46	Days of the week Daily routines	Listening Choose the correct picture	Understand simple descriptions	Chant
10 What's the weather like? page 50	Weather	Reading and Writing Answer simple comprehension questions	Write simple phrases and sentences about pictures and familiar topics	Song
Review Units 9–10 page 54				
11 Our animals and plants page 56	The natural world	Listening Listen for words, colours and specific information; colour and write Reading and Writing Matching parts of dialogue	Understand simple spoken descriptions Understand simple dialogue	Poem
12 Our sports and hobbies page 60	Sports and hobbies	Speaking Answer personal questions Reading and Writing Complete sentences about a text	Respond to questions on familiar topics Read and understand simple texts Read a simple text for gist	Think big
Review Units 11–12 page 64				
Pairwork and Poster pages 66–69		Skills checklists pages 78–81		
Grammar fun! pages 70–75		Word list pages 82–85		
Grammar fun pairwork! pages 76–77		Meet the characters pages 86–87		

1 Brilliant bodies!



1 Look at pictures A and B. Tick (✓) the things you can see.

- | | | | | | |
|------------|-------------------------------------|---------------|--------------------------|-------------|--------------------------|
| 1 a beard | <input checked="" type="checkbox"/> | 4 glasses | <input type="checkbox"/> | 7 a giraffe | <input type="checkbox"/> |
| 2 legs | <input type="checkbox"/> | 5 a moustache | <input type="checkbox"/> | 8 the sun | <input type="checkbox"/> |
| 3 a monkey | <input type="checkbox"/> | 6 a snake | <input type="checkbox"/> | 9 a tree | <input type="checkbox"/> |

2 Work with a friend. Look at the pictures again. Find five differences.

In this picture, the monster's got green legs **but** here his legs are red.



TIP!

Try to say **but** in your sentences!

3 **02** Listen to the chant and point to Grunt. Now say the chant.




4 Look at the picture of Grunt and number the parts of the body.

- A big teeth
- B a long moustache
- C a curly beard

- D a thin neck
- E green shoulders

5 **03** Listen and colour the picture of Snore.



6 Work with a friend. Look at the pictures of Grunt and Snore in task 3. How many differences can you find?


In this picture, ...
but here ...

Grunt's got ...
but Snore's got ...

1  Read the article. Which animal do you like best?




MY FAVOURITE ANIMAL AND ME!



I'm very tall and I love giraffes because they're tall too. Giraffes have long necks. Eating leaves from trees is easy for giraffes. It's difficult for them to drink water from the ground!




BY KATE



Lions like sleeping and so do I. Lions sometimes sleep all day! Lions are my favourite animals. And my favourite place? That's my bed!

BY TOM

This bird is an Inca Tern. It's my favourite bird because it's got a big white moustache and I've got a big white moustache too! This bird's favourite food is fish and mine is too!



BY MR GREEN



2 Answer the quiz questions. Write *bird*, *giraffe* or *lion*.

- 1 Which animal eats leaves?
- 2 Which animal likes eating fish?
- 3 Which animal sleeps a lot?
- 4 Which animal has got a moustache?
- 5 Which animal can't drink easily?



3  Complete a quiz question about someone in the article. Now ask a friend.

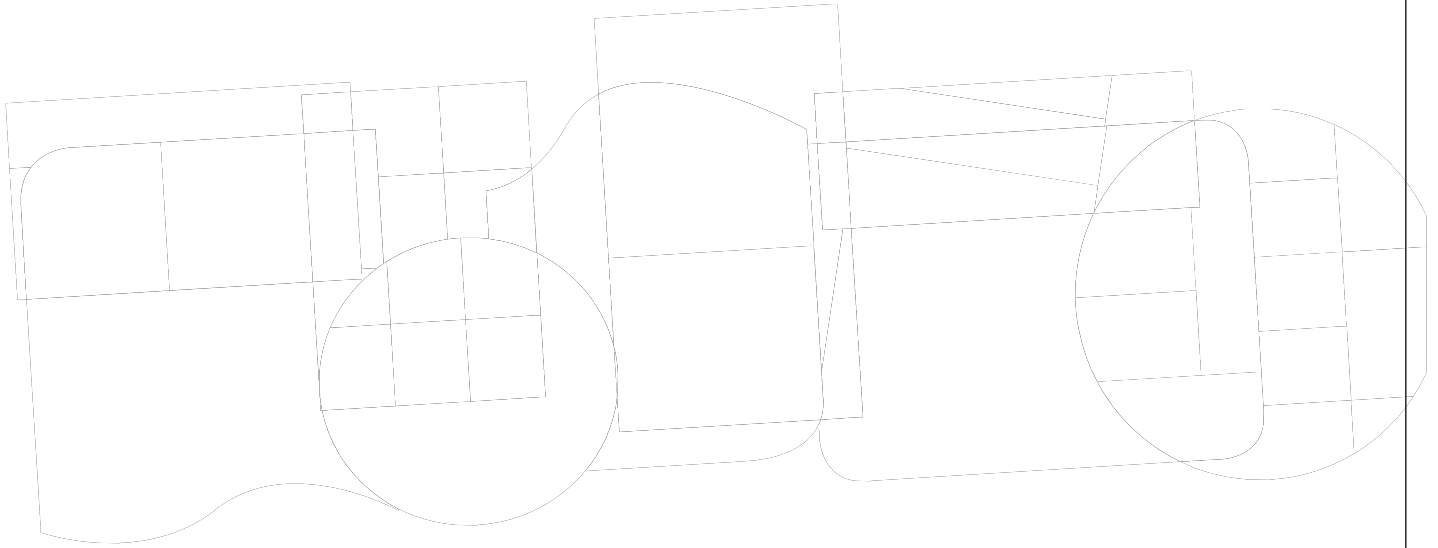
Who likes _____ ?

A Kate B Mr Green C Tom

4 Make a list of three things you like or like doing.



5 Talk with a friend. Which animals like the same things as you?



6 Think of an animal. Write two sentences about you and your animal. Draw a picture.

Rabbits like playing in the garden.
Me too!
Rabbits like carrots. So do I!

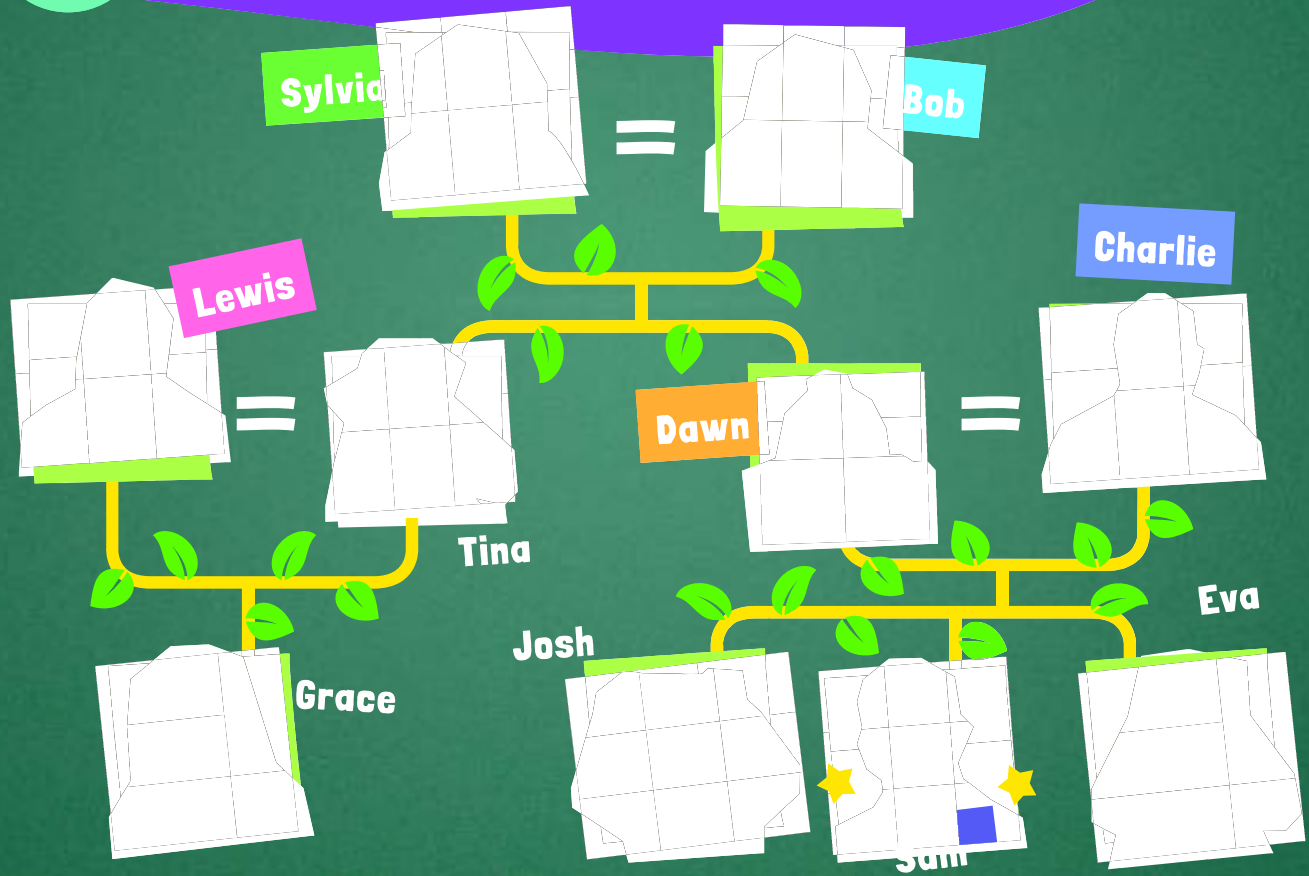


CHECKLIST

- Is my writing interesting or funny?
- Is my writing easy to read?
- Are my words spelled right?

2

My family and me



1 Who's speaking? Look at Sam's family tree and write.

- 1 'Sam is my brother.' Josh or _____
- 2 'Sam is my cousin.' _____
- 3 'Sam is my son.' _____ or _____
- 4 'Sam is my grandson.' _____ or _____






2 Listen to the song and match.

- | | |
|-------------------|-----------------------------|
| 1 My grandparents | A likes football. |
| 2 My uncle | B love their family. |
| 3 My aunt | C is wearing shoes. |
| 4 My cousin | D has got long hair. |
| 5 My parents | E are happy. |

3 Listen and sing. Do the actions!



4  Work with a friend. Write three words in each group.

 drink	1 <u>milk</u>	2 <u>coffee</u>	3 _____
 colour	1 _____	2 _____	3 _____
 hobby	1 _____	2 _____	3 _____
 food	1 _____	2 _____	3 _____
 family	1 _____	2 _____	3 _____

5  Which of your words does Sam say? Listen and circle the words.


6  Listen and write. There is one example.

Someone from my family

Name: Clare

- 1 Likes drinking: _____
- 2 Colour of hair: _____
- 3 Favourite hobby: *playing* _____
- 4 Favourite food: _____
- 5 Lives with: *my* _____

Who's this?


7  Talk with a friend. Ask and answer about someone in your family.

- 1 What's his/her name?
- 2 What does he/she like eating or drinking?
- 3 What colour is his/her hair?
- 4 What are his/her hobbies?
- 5 Who does he/she live with?

Who am I thinking about?

Is it your ... ?

 Read about the families. Who likes taking photos?



ALEX, AGE 10

I live on a boat with my mum, dad and brother. My mum likes playing the piano, my dad likes playing the guitar and my brother likes dancing. My hobby is taking photos. You can't see me in this picture because I'm holding the camera!



ZOE, AGE 8

I've got a huge family! I live with my parents, my grandparents, my brother and two sisters. On Sundays, my aunt and uncle's family comes for lunch. They've got a son and seven daughters. We need a very big table, but cooking is easy because lots of

people help!

VICKY, AGE 9

My family is brilliant. I live with my mum and we have the silliest, funniest and most beautiful cat in the world. Her name's Pebbles and she's my best friend. She loves playing with boxes!

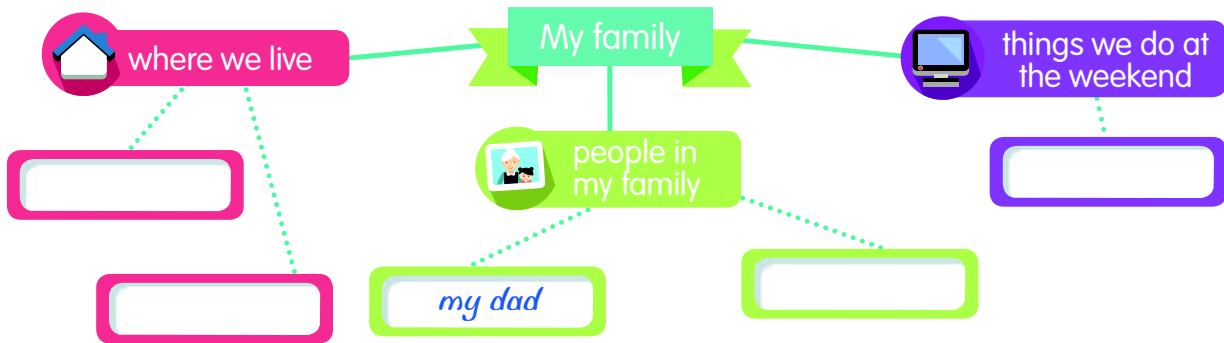


2 Read the article again. Who's speaking? Tick (✓) the box.

- 1 'I love having a pet at home.'
- 2 'My father, mother, grandpa and grandma live with me.'
- 3 'Everyone in my family has different hobbies.'
- 4 'I see my eight cousins at the weekend.'
- 5 'There are two people in my family.'


Alex	Zoe	Vicky
		✓

3  Read the poster. Complete Adam's mind map about his family.




My family

I live with my dad and my sister. We live in an apartment in the town centre. At the weekend, we ride our bikes in the park with our friends.



This is me! I'm Adam and I'm 9.

4  Look at page 66. Write a mind map about your family.

5 Write three sentences about your family. Draw pictures or find photos. Make a poster.

CHECKLIST

three sentences?

capital letters?

full stops?



Review Unit 1



Skills: Reading, Listening and Speaking



1 Write the letters *a e i o u* on the lines. Then draw lines to the picture.

- 1 h _ _ _ d
- 2 m _ _ _ t h
- 3 sh _ _ _ l d _ _ r
- 4 t _ _ _ t h
- 5 b _ _ _ r d
- 6 m _ _ _ s t _ _ c h _ _

Mark: _ / 6

2 Answer the questions about Grunt. Write one word.

Examples


What colour is the monster's face? green
 Is the monster's neck long or short? long

- 1 What colour is the monster's neck? _____
- 2 What colour is the monster's beard? _____
- 3 What colour are the monster's shoulders? _____
- 4 Is the monster's nose yellow or white? _____
- 5 Is the monster's moustache long or short? _____

Mark: _ / 5

3 **06** Listen to Shelley. Which animal is she thinking about? Tick (✓) the photo.

Mark: _ / 1



4 Look at the animals in the photos. Say two sentences to a friend.

Mark: _ / 3

Total: _ _ / 15

This animal ...
but this animal ...



Skills: Reading and Writing

- 1 Find words in the box that mean the same as the words 1–4.

Examples

father dad
mum mother

- 1 grandfather _____
- 2 mum and dad _____
- 3 son and daughter _____
- 4 grandmother _____

Mark: ___ / 4

- 2 Find two more family words in the box.

- 1 _____
- 2 _____

Mark: ___ / 2

- 3 Read about Peter's family. Write the names.

Example 'Lily is my sister.' Charlie

- 1 'My dad's name is Hugo.' _____
- 2 'Charlie is my brother.' _____
- 3 'I'm 2. Peter is my dad.' _____
- 4 'My cousin is Peter.' _____
- 5 'I like flowers.' _____

Mark: ___ / 5

- 4 Write about your family. Answer the questions.

- 1 Write the names of two people in your family and who they are.

Example Fabio is my dad.

- 2 Who's the youngest person in your family? Tell us one thing about this person.

- 3 What do you like doing at the weekend with your family?

Mark: ___ / 5

Total: ___ / 16

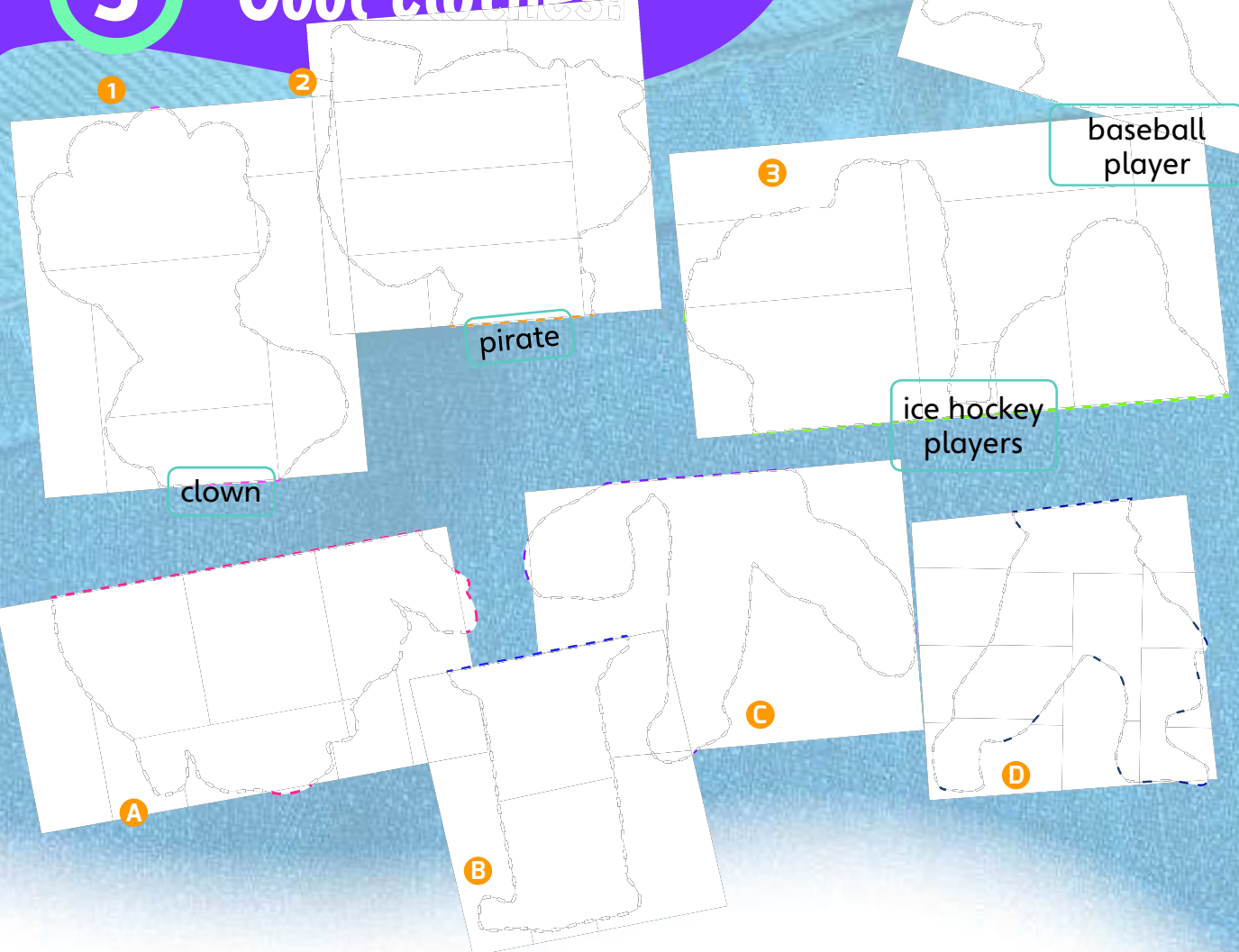
c	g	r	a	n	d	p	a
h	r	e	i	t	a	o	p
i	g	r	a	n	d	m	a
l	u	m	o	t	h	e	r
d	n	o	p	a	r	m	e
r	c	c	o	u	s	i	n
e	l	i	e	n	t	j	t
n	e	e	r	t	o	l	s



Hi, I'm Peter! Here's a photo of some of my family. It was my son's second birthday. His name's Charlie and he's the youngest in our family. My father, Hugo, showed our daughter Lily how to make animals from balloons. We went to Uncle Tom and Aunt Lucy's house. They have a fantastic garden and Aunt Lucy loves flowers. My cousin Matt was at the party too. Matt isn't in the photo because he's holding the camera!

3

Cool clothes!



1 Talk with a friend. Look at the photos and answer the questions.

- 1 Who's got a baseball cap?
- 2 Which people are wearing a helmet?
- 3 Who's wearing a hat?

2 Match photos 1–4 with A–D. Draw lines.

3 Choose the correct words about the baseball player.

- 1 The baseball player is wearing a blue and white **cap** / **hat** / **helmet**.
- 2 He has a red **jacket** / **T-shirt** / **sweater** and white **jeans** / **shorts** / **trousers**.
- 3 His **socks** / **shoes** / **boots** are red and his **ice skates** / **shoes** / **trainers** are red and white.

4 Talk with a friend. What are the people in the photos wearing?

5  Play with a friend. Throw the dice and write the clothes on the lines below.




throw 1




throw 2



throw 3



throw 4



For the party last Saturday, I put on my (throw 1) _____
and _____ and my (throw 2) _____.

Then, I put my (throw 3) _____ on my head.

I had my (throw 4) _____ with me.

At the party, my friends were very surprised!

6  Draw a picture of you in your party clothes. Show it to a friend.

7 Talk with a friend. Which are the best clothes to wear:

1 in cold weather?

2 in sunny weather?

3 for your favourite sport?

My coat is
great.

I wear a cap.
It's cool!

I love my roller
skates.

- 1  Look at the picture. What clothes are the grown-ups wearing? What are they holding?



- 2  Listen and draw lines. There is one example.

Lily

Matt

Julia



Zoe

Jack

Clare

TIP!

Which name did you not write?

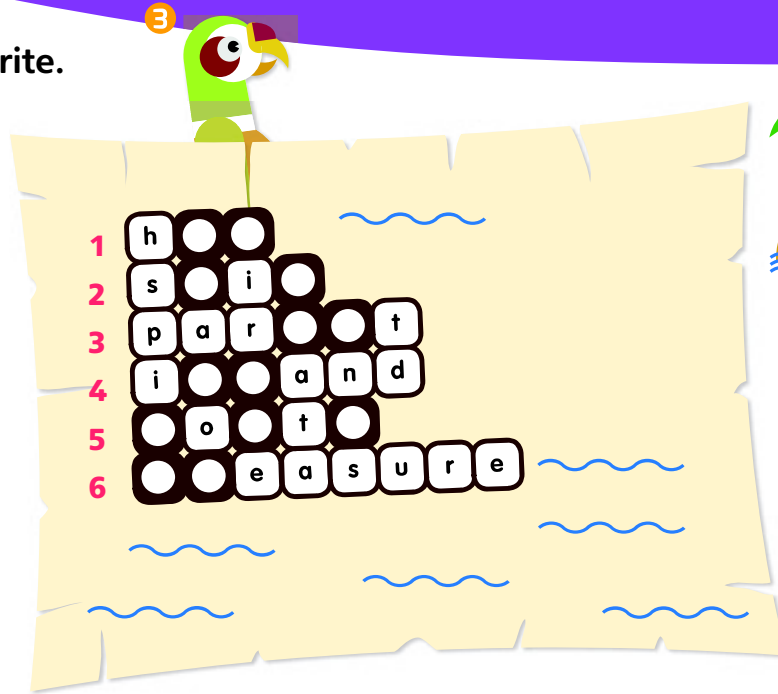


- 3  Complete the sentences about the picture.

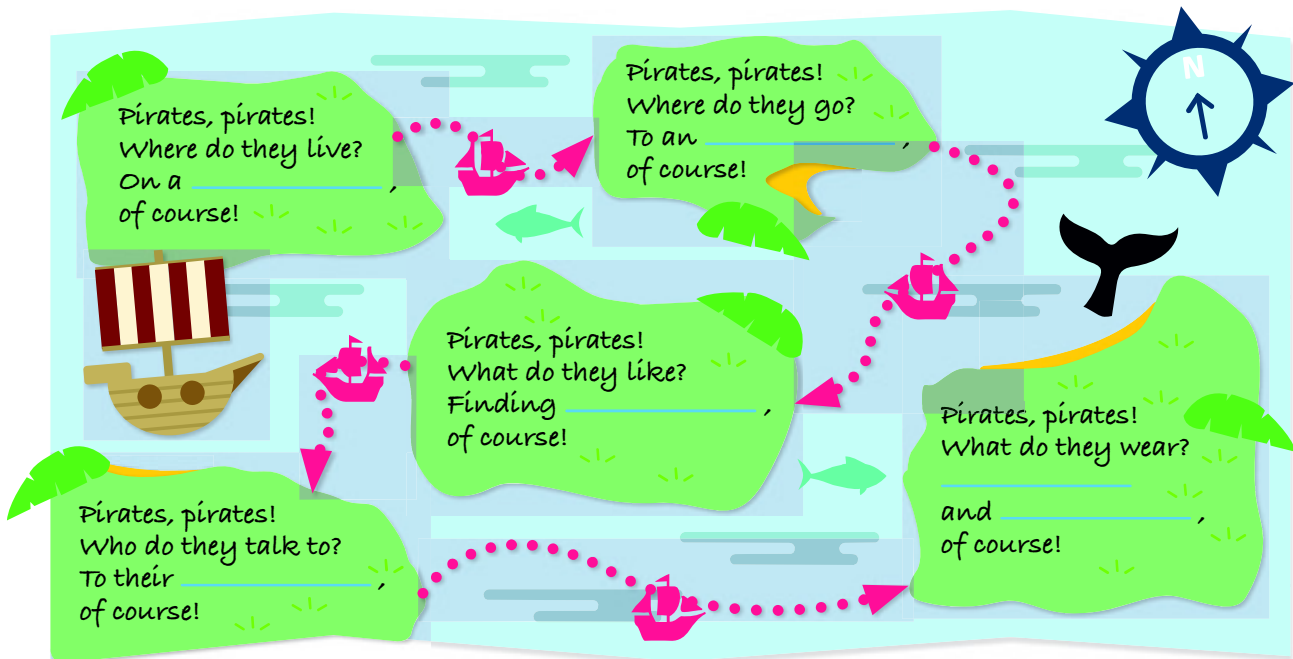
Example The pirate is giving a girl two tickets.

- 1 The balloons in the clown's hand have got different _____ on them.
- 2 There's a parrot on the _____.
- 3 There is a _____ on the girl's handbag.

4  Look and write.



5  Read and complete the pirate poem with words from task 4.



Pirates, pirates!
Where do they live?
On a _____
of course!

Pirates, pirates!
Where do they go?
To an _____
of course!

Pirates, pirates!
What do they like?
Finding _____
of course!

Pirates, pirates!
Who do they talk to?
To their _____
of course!

Pirates, pirates!
What do they wear?
_____ and _____
of course!

6  Write a poem about clowns!

Where do they live? _____

What do they like? _____

Who do they talk to? _____

What do they wear? _____

4

Fantastic food!



1 Look at the picture and tick (✓) the things you can see.

- | | | | | | | | |
|---------|-------------------------------------|--------|--------------------------|-------------|--------------------------|--------------|--------------------------|
| carrots | <input checked="" type="checkbox"/> | grapes | <input type="checkbox"/> | noodles | <input type="checkbox"/> | soup | <input type="checkbox"/> |
| coffee | <input type="checkbox"/> | juice | <input type="checkbox"/> | pears | <input type="checkbox"/> | vegetables | <input type="checkbox"/> |
| an egg | <input type="checkbox"/> | kiwis | <input type="checkbox"/> | a pineapple | <input type="checkbox"/> | a watermelon | <input type="checkbox"/> |

2 How many of these can you see in the picture? Write the numbers.

- | | | |
|-----------------------------|------------------------------|------------------------------|
| <input type="text"/> 3 bags | <input type="text"/> bottles | <input type="text"/> cups |
| <input type="text"/> bowls | <input type="text"/> plates | <input type="text"/> glasses |




3 Look and read. Choose the correct words from task 1 and write them on the lines. There is one example.

Example


You can have this in a bowl. Sometimes there are noodles in it. soup

- | | |
|--|---------------------------|
| 1 This is a brown drink and some people put milk in it. | <u> </u> |
| 2 This big fruit is green on the outside and red or pink inside. | <u> </u> |
| 3 Beans, onions and carrots are examples of these. | <u> </u> |
| 4 These small fruits are brown on the outside and green inside. | <u> </u> |



4  Look at page 67. Say which things are different and why.

On table 1, the bottle is different because ...

5  Read the poster about kiwis and answer the questions.

- 1 Do you like kiwis?
- 2 Do you eat the inside or the outside of a kiwi?
- 3 What kind of plant do kiwis grow on?

6 Read the texts. Make a poster about one of these fruits.



Coconuts

Coconuts grow on palm trees. The trees have yellow flowers.

There is juice inside young coconuts. The juice is called coconut water. You can eat the white fruit inside too. Some people put coconut in a sauce and eat it with rice or noodles.



Mangoes

Mangoes grow on trees which can be very tall and very old. The flowers on the tree are small and white.

Mangoes can be different colours like yellow, red and green. The fruit inside is orange. It's juicy and sweet! You can make a sauce with mangoes too.

1  Look at the pictures. What can you see?



2  Listen to Ben and Lily talking about their homework.
Answer the questions.

Example

What did Ben read about for his homework?

the biggest sandwich

1 What did Lily have to learn about?

the longest _____

2 How many people were in the kitchen?


3 How many people helped in the café?

4 What doesn't Ben like to eat?

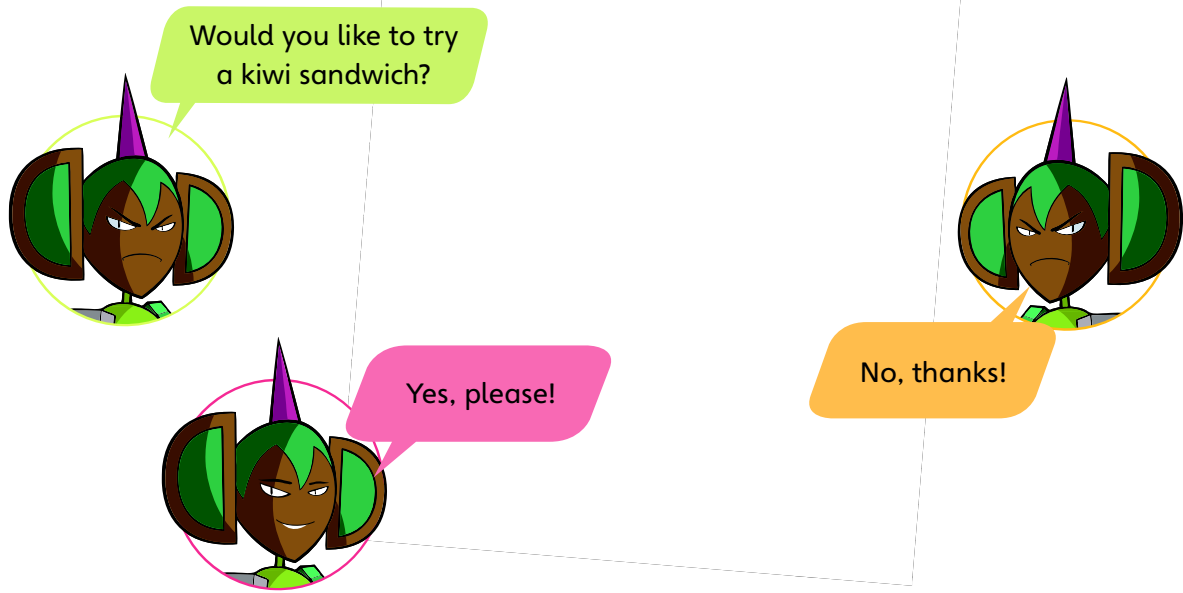
5 What was in the sauce?

tomatoes and _____

3  Make the tallest sandwich in your town! How many things can you put in your sandwich? Draw a picture in your notebooks.

4  Ask and answer with a friend. Would you like to try these things?

a carrot milkshake coconut fries grape soup
a pea burger watermelon pie



5 Talk with some friends. Choose one of the words from the list. Make a new food or drink. Make it **DIFFERENT!** Make it *fantastic!*

- a sauce
- a pancake
- a salad
- a soup
- a milkshake

It's called ...
We need ...

We can put it in / on ...
Eat / Drink it with ...

6 Tell your classmates about your food or drink. Would they like to try?

7  Write food or drink words on the lines.

_____ are nice!

_____ are OK.

Don't give me _____ !

No, thanks!

Would you like _____ ?

Yes, please!

_____ are the best!



THINK BIG

Which do we have hot or cold?










Skills: Reading and Writing

1 Look at the photos. Tick (✓) the clothes you can see.

1 shorts

2 a coat

3 a swimsuit

4 skates

5 a helmet

6 a scarf

7 socks


8 boots

9 a sweater


Mark: ___ / 9



Julia



Pat



Ellie

2 Look at the photos and read. Write the names.


1
In this photo, I'm in the water. It's beautiful! I'm swimming so I'm wearing a swimsuit.
by _____

2
In this photo, I'm in the garden at my grandma's house. I'm playing in the snow. I'm wearing a sweater and a scarf. It was very cold.
by _____

3
In this photo, I'm in the park next to my school. I'm riding my big brown horse. I'm wearing a helmet and boots.
by _____

Mark: ___ / 3

3 You are Tom. Look at the photo. Answer the questions and write about you.



1 Where are you?

2 What are you doing?

3 What are you wearing?

Mark: ___ / 6


Total: ___ / 18



Skills: Listening and Writing

1 **09** Listen and match the children to the food they like making. Draw lines.

Mark: ___ / 3



2 **09** Listen again and complete the shopping list for each food.

1 _____
 tomatoes
 carrots
 2 _____

kiwi
 3 _____
 4 _____
 ice cream

noodles
 coconut milk
 5 _____
 peas
 chicken
 6 _____

Mark: ___ / 6

3 Look at the photo. Answer the questions.

- 1 Which food is the girl making? _____
- 2 What does she need to make it? _____

- 3 Which food can you make? _____
- 4 What do you need to make it? _____

Mark: ___ / 6

Total: ___ / 15

