

B1
PRELIMINARY

FORMULA

FOR EXAM SUCCESS

COURSEBOOK

with key

and **Interactive eBook**

 **Pearson**

Pearson
Practice English
App 

Sheila Dignen & Lindsay Warwick

B1

PRELIMINARY

FORMULA

FOR EXAM SUCCESS

COURSEBOOK

with key

and **Interactive eBook**

CONTENTS

| UNIT | OPENER | READING | READING - VOCABULARY |
|-----------------------------------|--|--|--|
| 1 SOUND | Language focus: Verbs + prepositions p5 Topic: Sound effects in film | Part 1 Multiple choice (short texts) pp6–7 Skill focus: Time expressions Topic: Music | Part 5 Multiple-choice cloze p8 Language focus: Verb phrases Topic: Silent cafés Vocabulary file p94 Pronunciation: Word stress (noun phrases) |
| Exam file – Exam reference | | p3 | p11 |
| 2 SIGHT | Language focus: Adjectives p13 Topic: Human vision | Part 2 Multiple matching pp14–15 Skill focus: Understanding what someone wants, likes or needs Topic: Unusual sights | Language focus: Shopping; -ed/-ing adjectives p16 Topic: Packaging: persuasion and waste Vocabulary file p96 Pronunciation: -ed adjectives |
| Exam file – Exam reference | | p5 | |
| Review: Units 1–2 pp21–22 | | | |
| 3 TOUCH | Language focus: Adjectives + prepositions p23 Topic: The power of touch | Part 3 Multiple choice (longer text) pp24–25 Skill focus: Identifying attitude and opinion Topic: Touching other people's lives | Part 5 Multiple-choice cloze p26 Language focus: House and home, Prepositional phrases Topic: Touchless devices Vocabulary file p98 Pronunciation: Word stress (prepositions) |
| Exam file – Exam reference | | p7 | p11 |
| 4 MOVEMENT | Language focus Noun suffixes p31 Topic: Animals that dance | Part 4 Gapped text pp32–33 Skill focus: Pronoun references Topic: Life with the Dolgan people | Language focus Services; movement p34 Topic: Mobile services Vocabulary file p100 Pronunciation: Word stress (noun suffixes) |
| Exam file – Exam reference | | p9 | |
| Review: Units 1–4 p39–40 | | | |
| 5 TASTE | Language focus: Prefixes p41 Topic: The science of taste | Part 1 Multiple choice (short texts) pp42–43 Skill focus: Understanding the main message Topic: Food and the planet | Part 5 Multiple-choice cloze p44 Language focus: Verbs related to clothes Topic: Trashion Vocabulary file p102 Pronunciation: Word stress (negative prefixes) |
| Exam file – Exam reference | | p3 | p11 |
| 6 FEELINGS | Language focus: Feelings verbs p49 Topic: Weather and mood | Part 2 Multiple matching pp50–51 Skill focus: Matching words and ideas Topic: Experiences as gifts | Language focus: Feelings p52 Topic: The benefits of being a pessimist Vocabulary file p104 Pronunciation: /ɪ/ and /iː/ |
| Exam file – Exam reference | | p5 | |
| Review: Units 1–6 pp57–58 | | | |
| 7 DANGER | Language focus: Verb phrases p59 Topic: Fight or flight | Part 3 Multiple choice (longer text) pp60–61 Skill focus: Understanding global meaning Topic: Dangerous jobs | Part 5 Multiple-choice cloze p62 Language focus: Easily confused words and verb phrases Topic: Thrill seeking Vocabulary file p106 Pronunciation: /ɑː/, /ɔː/, /eɪ/ and /aɪ/ |
| Exam file – Exam reference | | p7 | p11 |
| 8 SMELL | Language focus: Phrasal verbs p67 Topic: Animal senses | Part 4 Gapped text pp68–69 Skill focus: General points and supporting information Topic: Scent tourism | Language focus: Education p70 Topic: The advantages of being nosy Vocabulary file p108 Pronunciation: Word stress (phrasal verbs) |
| Exam file – Exam reference | | p9 | |
| Review: Units 1–8 pp75–77 | | | |

pp78–93 **GRAMMAR FILE** | pp94–109 **VOCABULARY FILE** | pp112–115 **WRITING FILE**

pp116–142 **AUDIOSCRIPTS** | pp143–169 **ANSWER KEY (with smart answers)** | pp170–171 **WELL-BEING: Mindfulness for exams**

| LISTENING | READING - GRAMMAR | SPEAKING | WRITING |
|--|--|---|--|
| Part 1 Multiple choice (pictures) p9 Skill focus: Predicting what you will hear Topic: Noise pollution p19 | Language focus: Present tenses p10 Topic: Whistling languages Grammar file: Present tenses p78 Pronunciation: Word stress (auxiliaries) | Part 1 Introduction p11 Skill focus: Answering questions Topic: Communication and social media p27 | Part 1 Email p12 Skill focus: Describing what you like, dislike, want and prefer Topic: Milford Sound Writing file: Email p112 p15 |
| Part 2 Multiple choice p17 Skill focus: Identifying a speaker's attitude Topic: First impressions p21 | Part 6 Open cloze p18 Language focus: Relative clauses Topic: Lucid dreams Grammar file: Relative clauses p80 Pronunciation: Word stress (relative pronouns) | Part 2 Individual long turn (photo) p19 Skill focus: Speaking fluently Topic: Why we miss things right in front of us p29 | Part 2 Article p20 Skill focus: Getting the right style Topic: Sports and viewing Writing file: Article p114 p17 |
| Part 3 Sentence or note completion p27 Skill focus: Listening for figures Topic: Unusual museums p23 | Language focus: Narrative tenses and <i>used to</i> p28 Topic: Communication through the ages Grammar file: Narrative tenses and <i>used to</i> p82 Pronunciation: Word stress | Part 3 Collaborative task p29 Skill focus: Making suggestions and recommendations Topic: Upcycling p31 | Part 2 Story p30 Skill focus: Ordering events in a story Topic: Fear Writing file: Story p115 p17 |
| Part 4 Multiple choice p35 Skill focus: Listening for opinions Topic: Protests p25 | Part 6 Open cloze p36 Language focus: Articles and quantifiers Topic: Keeping active Grammar file: Articles, quantifiers and determiners p84 Pronunciation: Word stress | Part 4 Discussion p37 Skill focus: Introducing opinions, likes and dislikes Topic: Travelling on a budget p31 | Part 1 Email p38 Skill focus: Responding to an invitation Topic: A house-warming party Writing file: Email p112 p15 |
| Part 1 Multiple choice (pictures) p45 Skill focus: Listening for specific information Topic: Mukbang p19 | Language focus: Passive forms p46 Topic: Retro fashion and retro gaming Grammar file: Passive forms p86 Pronunciation: Word stress (positive and negative verbs) | Part 1 Introduction p47 Skill focus: Giving reasons Topic: Musical tastes as we age p27 | Part 2 Article p48 Skill focus: Linking ideas Topic: A favourite café Writing file: Article p114 p17 |
| Part 2 Multiple choice p53 Skill focus: Listening for agreement and disagreement Topic: Failure Week p21 | Part 6 Open cloze p54 Language focus: Comparing; giving examples Topic: Robots Grammar file: Comparing; giving examples p88 Pronunciation: Word stress | Part 2 Individual long turn (photo) p55 Skill focus: Linking ideas Topic: Showing your emotions p29 | Part 2 Story p56 Skill focus: Using descriptive language Topic: Being overconfident Writing file: Story p115 p17 |
| Part 3 Sentence or note completion p63 Skill focus: Listening for spelling Topic: Fashion and technology p23 | Language focus: Modals of obligation and ability p64 Topic: The problem with 'sharenting' Grammar file: Modals of obligation and ability p90 Pronunciation: Connected speech | Part 3 Collaborative task p65 Skill focus: Asking for opinions, agreeing and disagreeing Topic: Survival p31 | Part 1 Email p66 Skill focus: Making suggestions Topic: Technology in our lives Writing file: Email p112 p15 |
| Part 4 Multiple choice p71 Skill focus: Identifying reasons Topic: Holiday experiences p25 | Part 6 Open cloze p72 Language focus: Future forms Topic: From 'Smell-O-Vision' to smartphones Grammar file: Future forms p92 Pronunciation: Word stress | Part 4 Discussion p73 Skill focus: Examples and personal experiences Topic: Visualisation techniques p31 | Part 2 Article p74 Skill focus: Editing your work Topic: Favourite memories Writing file: Article p114 p17 |



1 | SOUND

VOCABULARY: Verbs + prepositions

1 Work in pairs.

- 1 What sounds can the girl in the photo hear?
- 2 How do you think she feels? Why?
- 3 What sounds make you feel this way?

2 In film, sound effects are created using everyday objects. How do you think the sounds in the box are made?

thunder rain fire a heart beating flying animals a bone breaking

3 1.1 Listen to an interview with a sound effects creator and check your ideas.

4 1.2 Listen again. Complete each sentence with a preposition.

- 1 I create the films here in my studio and someone **adds** them later _____ a film scene.
- 2 The film-makers **focus** _____ recording the actors' voices during a scene.
- 3 If we **compare** it _____ the sound I just made, it's not as easy to hear.
- 4 So, a foley artist's toolkit **consists** _____ a lot of different things.
- 5 We **begin** _____ those and hope that they'll work.
- 6 It **depends** _____ the sound we want to make.
- 7 You don't just **think** _____ what to use, but also how to use it.
- 8 We can't **rely** _____ something working the first time.

5 Make questions from the prompts. Make sure you add a preposition. Then, ask and answer the questions with a partner.


- 1 Who / you / rely / for help / when / need it?
- 2 What / you / think / when / you / go / school or work / morning?
- 3 What / you / would like / add / your list of life goals?
- 4 What / help / you / focus / work?
- 5 What / your perfect weekend / begin?
- 6 What / your favourite meal / consist?
- 7 Your hobbies / depend / good weather?
- 8 How / your speaking skills / compare / your writing skills in English?

6 Work in a group. Think of six important sounds in your life. Tell each other why they are significant.

One sound I hear every day is an annoying 'beep'. It's my alarm clock waking me up at 6 a.m.

- 1 Read the sentences. Number each one from 1 (agree strongly) to 4 (disagree strongly). Compare your answers with a partner and explain your reasons.

- 1 Music helps me to relax.
- 2 I'd love to play in a band.
- 3 I love songs about strong feelings.
- 4 Music is better if you listen with friends.
- 5 I listen to music when I'm sad.
- 6 Music is only for parties!
- 7 I never listen to the words of songs.
- 8 I'd love to be a professional singer.
- 9 I listen to music when I study to help me concentrate.
- 10 Certain songs remind me of events in my life.
- 11 I will still like the same kind of music in 20 years.
- 12 The best place to listen to music is a concert.

- 2  1.3 Listen to three people talking about what music means to them. Match the speakers (1-3) with the statements (A-C).

- A This person talks about someone else's success, and would like to achieve the same thing.
- B This person discovered music as a way to show their feelings, and this helped them to succeed.
- C This person enjoys happy music and being with other people.

- 3 Discuss the questions in pairs. Give reasons for your answers.

- 1 Do you think that it's good for young people to learn music at school? Why? / Why not?
- 2 Is music a good way to meet and connect with people? Why? / Why not?
- 3 Would you like to become a famous singer or musician? Why? / Why not?

- 4 Read the text about a music event. What kind of text is it?

SINGERS WANTED FOR A MUSICAL!

No experience necessary.

Come and practise every Thursday evening.

Please apply by Friday.

- 5 Read the text again. Decide if the sentences are true or false.

- 1 It is asking for singers to be in a show.
- 2 You need to have experience if you want to apply.
- 3 You have to prepare for the show twice a week.
- 4 The last day you can apply is Friday.

EXAM FOCUS

Time expressions

Notices and short messages often mention specific times or periods of time. Understanding time expressions can help you decide what the notice or message means.

Please switch off phones **during** singing practice.

We will practise **until** 7 p.m.

Practice takes place **from** two o'clock **till** four every day.

The hall is closed **between** 4 p.m. **and** 6 p.m.

The results of the final vote are **due** in about ten minutes.

You need to sign up for classes by Wednesday **at the latest**.

Please help yourselves to tea and coffee **while** we wait.

Please return the books **by** Friday.



6 Read the Exam focus. Then read the pairs of sentences. Decide if they have the same meaning (S) or a different meaning (D).

- 1 A The ticket office is open daily between 10 a.m. and 9 p.m.
B The ticket office is open from ten in the morning till nine at night every day.
- 2 A Please wait outside while the band is practising.
B Do not come in until the band has finished practising.
- 3 A Festival tickets will not be available until 21 June.
B You cannot buy festival tickets after 21 June.
- 4 A Hurry up – our taxi will be here in five minutes!
B Our taxi is five minutes late.
- 5 A Wait until your flight is announced before going to your departure gate.
B Make sure you are already at your departure gate when your flight is announced.
- 6 A Please switch off all phones during the performance.
B You shouldn't keep your phone switched on while the performance is happening.
- 7 A Please let me know your decision by Friday.
B Please decide before Friday at the latest.
- 8 A Wait until the light has come on before opening the door.
B Don't open the door when the light is on.

7 Look at the four notices and messages on the right. Match each one to the correct description.

- A an advert for a future event
- B a message to a friend about a trip
- C a notice in a music shop
- D a sign at a music concert

EXAM TASK

8 Look at the notices and messages again. For each question, choose the correct answer.

1

DOORS CLOSE AT 7:30.

People who arrive late will not be allowed in until the interval.

- A The audience cannot go to their seats before 7:30.
- B If you arrive late, you can only see the second half of the concert.
- C The concert will start at a later time tonight.

2

Tony,
Max rang. He can't come to the music festival with us next month. Can you ask Anna by Friday if she wants his ticket?
Lea

- A Lea wants Tony to buy tickets for a music festival on Friday.
- B Lea wants Tony to call Max about the music festival.
- C Lea wants Tony to invite Anna to the festival before Friday.

3

MATTHEW BLUNT IN CONCERT

24 June | Tickets available from 24 May

Up to four tickets per person | Online booking only

- A You cannot buy more than four tickets.
- B 24 May is the last day for buying tickets.
- C You cannot buy tickets on the internet.

4

SPECIAL OFFER

This weekend only!
Free case when you spend £100 or more on a guitar.

- A You can get a free guitar bag worth £100.
- B The offer only lasts for a short time.
- C All prices are reduced this weekend.

Speaking or writing

9 Work in groups. Talk about a music event you went to, or an event you would like to go to. Talk about these things.

the event (where, when) the type of music
the people you went with the best things about the event

10 Write a short message to a friend about a music event you would like to go to. Invite your friend to come with you.

EXAM BOOST p2

➤ Complete Exam file SECTION A on page 2.

VOCABULARY: Verb phrases

1 Think about how much time you are silent doing the activities below on a typical day. Add one more activity. Then add up your total silent time.

| | | | |
|----------------------------|-------|-------------------|-------|
| During breakfast | _____ | Evening meal | _____ |
| Travelling to work/college | _____ | Doing exercise | _____ |
| At work/college | _____ | Relaxing at home | _____ |
| Lunchtime | _____ | Total silent time | _____ |
| Travelling home | _____ | | |

2 Work in pairs. Compare your answers from Ex 1 and answer the questions.

- Do you enjoy silence? Why? / Why not?
- What do you think are the advantages of silence? Discuss the ideas below.
 - It can help you concentrate.
 - It can improve your memory.
 - It can help you sleep.
 - It can make you more creative.
 - It can help your relationships.
 - It can reduce stress.
 - It can help you make decisions.

3 1.4 Listen to a radio programme about silence. What advantages in Ex 2 does it mention?

4 Complete the phrases with the correct form of the verbs in the box.

concentrate disturb go have keep make
play ring switch

- I hate it when people _____ a noise when I'm trying to work. I prefer to _____ quiet and think about what I'm doing.
- I often _____ music while I'm studying. I can _____ on my work better.
- When I'm trying to sleep, even a small amount of noise _____ me.
- I hate it when car alarms _____ off in the street, and no one comes to turn them off!
- If my phone _____, I want to hear it straightaway. I never _____ it off.
- I _____ quite a good memory for names - I never forget them.

5 Work in pairs. Which sentences in Ex 4 do you agree with?

6 Read about a 'silent café'. Why is it silent? Would you like to go there?

EXAM TASK

7 For each question, choose the correct answer.



SILENT CAFÉS

1000 & 1 Signes looks like any other café in Paris, but it is a 'silent café' because all the waiters and cooks are deaf. Customers often go in and (1) _____ for a table as normal, but soon realise that the waiter can't hear them. The waiters are used to this. They (2) _____ their hands to tell customers where to sit, and give out menus with a smile. Customers can then relax and (3) _____ on enjoying the delicious food.

Silent cafés are opening around the world, and the idea is to teach people about deaf culture and sign language. The owners find that many customers are (4) _____ in learning some sign language while they eat. Others just enjoy the experience of (5) _____ quiet and escaping from all the noise outside. Some customers even decide to (6) _____ off their phones, to enjoy the full silent experience!

- | | | | | |
|---|------------|-----------|-----------|---------------|
| 1 | A ask | B demand | C want | D insist |
| 2 | A show | B use | C manage | D do |
| 3 | A remember | B think | C imagine | D concentrate |
| 4 | A fond | B curious | C happy | D interested |
| 5 | A holding | B keeping | C getting | D making |
| 6 | A put | B let | C switch | D take |

8 Discuss the questions.

- Do you agree that it's good to have more silence in your life? Why? / Why not?
- How easy is it for you to stay silent for an hour every day?

EXAM BOOST p10

Complete Exam file SECTION A on page 10.

- 1 Work in pairs. What do you think most people complain about in their local area? Order them 1-5 (1 = most complaints).

air pollution noise litter traffic
untidy homes and gardens

- 2 1.5 Listen to the first part of a conversation between Ollly and his friend Maisie. What order does Ollly give for the ideas in Ex 1?
- 3 You're going to listen to the second part of the talk. What advice do you think Ollly gives Maisie to help her with the noise in her area?
- 4 1.6 Listen and check.

EXAM FOCUS

Predicting what you will hear

When we listen in our first language, we naturally make predictions about what we are going to hear next. We use our understanding of the people, their relationship, the context, the topic and the speaker's intonation to help us do this. When learning a different language, it can be helpful to actively make predictions to prepare for what you are going to hear.

- 5 Read the Exam focus. Then look at question 1 in Ex 8. What do you think the conversation will be about? What words/phrases do you think you will hear?
- 6 1.7 Listen and check your ideas. How much did predicting help you to prepare? Why?
- 7 Look at questions 2-7 in Ex 8 quickly. Predict what the people will say and some words/phrases they might use.



EXAM TASK

- 8 1.8 For each question, choose the correct answer.

1 What is the man unhappy about?
 A B C

2 What course does the woman decide to take?
 A B C

3 What did the girl buy?
 A B C

4 What does the man think the woman should do?
 A B C

5 What time do the friends agree to meet?
 A B C

6 What did the boy break?
 A B C

7 What noise did the man hear?
 A B C

Speaking or writing

- 9 Work in pairs. Do you think these situations are normal or a problem? Why? Do you think noise pollution is a serious problem?

a train passenger playing loud music dogs barking all night
a neighbour having a late-night party children in a café playing loudly

- 10 Your neighbour often plays loud music late at night. Write him or her a polite message to complain. Say what the problem is, why it is a problem and what you want him or her to do about it.

EXAM BOOST p18

- Complete Exam file SECTION A on page 18.

GRAMMAR: Present tenses

1 Look at the photo. What is the man doing?

2 Discuss the questions.

- 1 Can you whistle? How good are you?
- 2 How many different situations can you think of when people whistle?
- 3 What kinds of thing can people communicate by whistling?

3 Read the article. Decide if the sentences are true or false.

- 1 It is possible that whistling languages existed before languages that use words.
- 2 Whistling languages can only communicate simple ideas.
- 3 Modern technology is replacing whistling languages in some places.
- 4 No young people on La Gomera are now learning Silbo Gomero.


Saving Silbo Gomero

Whistling languages ¹**have existed** for thousands of years, usually in mountain areas, where people need to communicate across valleys, over long distances. Whistles ²**travel** better than shouts or calls. If you ³**have whistled** to a friend across the street, you will know this takes a lot less effort than shouting! Some experts believe people have used these languages since the time of the first humans, before spoken languages developed. But this does not mean that they are simple. They are often complicated, with different sounds for different words, so people can have full conversations using just whistles.

Unfortunately, many whistling languages are dying out. Fewer people now live in mountain areas, and the people who do ⁴**are using** text messages to communicate, rather than the traditional whistling language. But the people of La Gomera, one of the Canary Islands, ⁵**believe** it is important to save Silbo Gomero, their traditional whistling language. They have decided to start teaching it to children in schools. Children in primary schools now study the language and they ⁶**practise** the traditional whistles every week. The community hopes that in this way they can keep their language and culture alive.

4 Look at the bold verbs in the text. Match them to the meanings A-F. Read the Grammar file on page 78 and check your ideas.

- A regular actions or habits
- B things that are always true
- C things happening now
- D things that started in the past and continue in the present
- E experiences at an unknown past time
- F opinions or feelings (state verbs)



5 Read some comments on the article. Choose the correct verb forms to complete them.

What an amazing story! I **(1) think / 'm thinking** it's a fantastic idea to teach these ancient languages to children. Too many languages **(2) have disappeared / are disappearing** over the last 50 years.

Languages are so important because they **(3) teach / are teaching** us about different cultures. I **(4) 'm reading / 've read** about this whistling language before, and I really hope the people manage to keep it alive.

Thank you for this article. I usually **(5) go / am going** to Spain for my holidays, but now I want to go to La Gomera to hear this amazing whistling language for myself! I **(6) look / 'm looking** at flights right now!

6 Complete the email with one word in each gap.

 From: Jo

Hi Jen,

We **(1)** _____ having an amazing time right now on La Gomera! We **(2)** _____ been up into the mountains a few times, but unfortunately the weather **(3)** _____ not been brilliant so far, so we've also spent quite a bit of time in the hotel! I **(4)** _____ sending you a video of someone using Silbo. **(5)** _____ you heard of it? Our guide can make all kinds of different whistling sounds to communicate different things – I really do **(6)** _____ know how he does it! But I think it's important to keep languages like this alive. What **(7)** _____ you think?

See you soon,


Jo

7 Discuss the questions.

- 1 Do you think it is important to save old and unusual languages? Why? / Why not?
- 2 What languages would you like to learn?
- 3 How can technology help with learning new languages?

1 Discuss the questions.

- A How do you usually communicate with people online?
- B How many people did you message yesterday?
- C What will you use your phone for in the next 24 hours?
- D How many times do you check your messages in a day?
- E Do you like using technology to communicate?

2  **1.9 Listen to five people answering the questions in Ex 1. Which question (A-E) does each person answer?**

- | | |
|---------|---------|
| 1 _____ | 4 _____ |
| 2 _____ | 5 _____ |
| 3 _____ | |

EXAM FOCUS


Answering questions

In this part of the speaking exam, you don't need to give very long answers. However, you should answer the question and add a little more information each time. This allows the examiner to assess your level of English.


A: Who did you talk to online yesterday?

B: My friend Anna. We talked about what we're going to do next weekend. We're thinking of going away for a couple of days.

The only question where you don't need to do this is when the examiner asks you for your name.

3  **1.10 Read the Exam focus. Then listen to the answers in Ex 2 again. What short answer does each person give to answer the question?**

- | | |
|---------|---------|
| 1 _____ | 4 _____ |
| 2 _____ | 5 _____ |
| 3 _____ | |


4  **1.11 Listen again to the extra information the speakers give. Answer the questions.**

- 1 When exactly does he check his messages?
- 2 When does she use her email?
- 3 What did he chat to people about?
- 4 What worries her about new technology?
- 5 How else will he use his phone?

5 Match questions 1-6 to phrases A-F.

- 1 Do you work or are you a student?
- 2 Where do you live?
- 3 When do you usually chat to your friends?
- 4 What do you chat to your friends about?
- 5 Have you ever chatted to someone online in English?
- 6 How often do you upload photos to social media?

- A Probably a few times a ...
- B I work / I'm a student. I'm a ... at ... / I study ...
- C Different things. For example, ...
- D Usually on / in / at ...
- E Yes, I have. / No, I don't think so.
- F In a place / area / town called ...


6  **1.12 Listen to exam candidates Jorge and Marta answering the questions and check your answers. Did each speaker give any extra information? Which speaker is better?**

7 Work in pairs. Take turns to ask and answer the questions in Ex 5. Use the prompts to help you and try to give more information.

EXAM BOOST p26

 Complete Exam file SECTION A on page 26.

EXAM TASK

8  **1.13 Work in A/B pairs. Listen, and when you hear your questions, tell your partner the answer. Give a little more information each time.**

9 Discuss the questions with your partner.

- 1 Did you each answer the questions correctly?
- 2 Did you give a little more information each time?
- 3 How could you both improve next time?



- 1 Work in pairs. What five words could you use to describe the place in the photo?
- 2 Read the email below. What suggestions does Alice make?

From: Alice
Subject: Your visit!

Hi Isabel,
So glad you're coming to New Zealand!
For your first few days, we could go and explore the mountains. The scenery there is incredible. Then, we could hire a campervan and travel around the rest of the national park or stay at my house and explore Queenstown. Let me know which you prefer.
Also, let me know if you have any questions.
Alice

- 3 Read Isabel's reply. How does she respond to Alice's suggestions?

From: Isabel
Subject: Your visit!

Hi Alice,
I'm really happy I'm coming, too. It looks awesome.
A trip to the mountains sounds perfect. I'd love to take a cruise along Milford Sound to get a good view of the mountains and amazing waterfalls. Is that possible? We could go kayaking there, too, as I've never tried it.
As for the rest of the trip, I think I'd rather visit different places than stay in one place. I'd love to go to the coast, visit some lakes and see a few different towns. I'm not keen on going camping, though. I like hot water too much! I'd prefer to stay in a guest house where it'll be more comfortable.
I can't wait!
Isabel

EXAM FOCUS

Describing what you like, dislike, want and prefer

To describe general likes, we can use **I like / love / really enjoy** (+ noun / -ing verb).

To describe dislikes politely, we can use **I don't particularly like / I'm not fond of** (+ noun / -ing verb).

To say what we want politely, we can use **I'd like to / I'd love to** (+ infinitive).

To talk about preferences, we can use **I'd prefer to ... (than ...) / I'd rather ... (than ...)**.

- 4 Read the Exam focus. Then, underline the phrases Isabel uses to describe her likes, dislikes, wants and preferences.

EXAM BOOST p14

- 5 Complete Exam file SECTION A on page 14.
- 6 Read the exam task in Ex 7. What four things do you need to include in your reply to James?
- 7 Plan your reply. Include all four ideas in the notes, give reasons and use correct language for likes, etc.

EXAM TASK

- 7 Read this email from your English-speaking friend James and the notes you have made. Write your email to James using all the notes in about 100 words.

From: James
Subject: Your visit!

Hi,
I'm really looking forward to your visit!
Would you prefer to see a concert, or invite some friends to my house? We could explore the nearby forest, too. Let me know what time your flight arrives so I can meet you.
James

Me, too.

Say which.

Yes, please.

Tell James.

- 8 Review your email. Check you've done all the things in Ex 6 well.