

1

ENGLISH

in **Common**

with ActiveBook



María Victoria Saumell
Sarah Louisa Birchley



eBOOK

ALWAYS LEARNING

PEARSON

ENGLISH

in **Common**

1


with ActiveBook



Jonathan Bygrave
Series Consultants
María Victoria Saumell and Sarah Louisa Birchley

ALWAYS LEARNING

PEARSON



English in Common is a six-level course that helps adult and young-adult English learners develop effective communication skills that correspond to the Common European Framework of Reference for Languages (CEFR). Every level of *English in Common* is correlated to a level of the CEFR, and each lesson is formulated around a specific CAN DO objective.

UNIT 1 Introductions

Warm Up

1a Match each conversation below to a photo.

A: Good morning.
B: Good morning.
A: Welcome to the Easton Hotel.
B: Thank you.
1. Photo _____

A: Hello, I'm Alonso Moreno.
B: Hi, I'm Emma James. Nice to meet you.
A: Nice to meet you, too.
2. Photo _____

A: Hi, Jan.
B: Hi, James.
A: Hello, I'm Anne Wilson. What's your name?
B: I'm Belva Honda.
3. Photo _____
4. Photo _____

b **1.17** Listen and check your answers. Then listen again and repeat.

2 **Pair Work** Stand and introduce yourself to other students.

Hello, I'm Camila Diaz. *I'm Hong Lee. Nice to meet you.*

UNIT 1 9

English in Common 1 has ten units. Each unit has ten pages.

There are three two-page lessons in each unit.

LESSON 1 Check in to a hotel

GRAMMAR: be; if you; contractions

Vocabulary | numbers 0-9

1a **1.18** Listen and repeat.

Grammar | I'm/you're

5a Complete the Active Grammar box with 'm or 're.

b Complete the conversations with 'm or 're.

1. A: Good morning. I'm _____ Mateo Alvarez.
B: Good morning, Mr. Alvarez. You _____ in room 221.

2. A: Hello. Welcome to Hotel Lux.
B: Thank you. I _____ Britney Black.
A: You _____ in room 820, Ms. Black.

3. A: Good morning. I _____ Mi Lei Lin.
B: I _____ Walter Mann. Nice to meet you.
A: Hello, Ms. West. You _____ in room 320.
B: Thank you.

c **Pair Work** Practice the conversations.

Active Grammar

I	am	Cristina Branco.
You	are	in room 329.
You		

See Reference page 18

LESSON 2 Greet someone at an airport

GRAMMAR: be; he/she/it; contractions

Vocabulary | letters and countries

1 **1.20** Listen to the alphabet and repeat.

2a Match a country in the box to a city on the Arrivals board.

Argentina	China	Spain	Japan	Italy
Colombia	the UK	Australia	Brazil	the US

Arrivals

Flight number	From	Arrival time	Comments
HD347	Shanghai	14:00	landed
AR191	Sydney	14:05	landed
CT248	Buenos Aires	14:05	delayed
WG506	Tokyo	14:10	
MO793	New York	14:15	
JF820	Rio de Janeiro	14:15	on time
ML145	London	14:25	
PE708	Madrid	14:25	
IS003	Rome	14:30	cancelled
YI449	Bogota	14:30	

b **1.21** Listen and check your answers. Repeat.

3 **Pair Work** Take turns saying the flight numbers and cities on the Arrivals board.

Pronunciation | syllable recognition

4a Listen again. Count the syllables for each country.

Chi - no = 2

b **Pair Work** Say a city. Your partner says its country.

Tokyo. Japan.



Listening

- 5a Look at the photos and complete the sentences below.
- She's Shakira. She's from _____.
 - He's Johnny Depp. He's from _____.
 - She's Penelope Cruz. She's from _____.

b **1.22** Listen and check your answers.

Grammar

6 Complete the Active Grammar box with 's.

- 7a Complete the sentences with 'he's, she's, or it's.
- He's _____ from Australia. (Russell Crowe)

Active Grammar

He	is
He	's

LESSON 3 Introduce someone; start a conversation

GRAMMAR: be; questions with where

Listening

- 1a **1.23** Listen. Number the sentences in the correct order.
- A: Hi, Boris.
 - L: Nice to meet you, too.
 - B: Hi, Andy. This is Luisa.
 - A: Nice to meet you, Luisa.

b Listen again. Check your answers.

- 2 **1.24** Listen. Complete the conversation between Luisa and Andy.
- Luisa: Where are you from, Andy?
Andy: I _____ (1) _____ from the US.
- Luisa: Where _____ (2) _____ you from in the US?
Andy: I'm from New York. Where are _____ (3) _____ from?
Luisa: I'm _____ (4) _____ Argentina.
- Andy: Where are you from in Argentina?
Luisa: I'm from Rosario.

Pronunciation

- 3a **1.25** Listen. Mark the stress.
- Where are you from?
 - Where are you from in the US?
 - I'm from New York.



Match the words in the box.

evening afternoon morning night

2. **1.26** David: Good _____.
3. **1.26** David: Good _____.
4. **1.26** David: Good _____.
- Carla: Good _____.
- Jeff: Good _____.
- Friends: Good _____.

Practice the conversations.

Good afternoon. Good afternoon.

Write A or Student B.ceptionist. Think of your hotel. Find four your hotel. Write their he chart.uest. Find the names otels. Check in to a hotel. e to Hotel California. e.oom 504.

ROOM NAME

504	
319	
428	
716	

Grammar

be; questions with where

- 5 Look at the Active Grammar box. Match the answers to the questions. Write a or b.
- 6 Complete the conversation.
- A: *Where* _____ (1) _____ are you from?
B: _____ (2) _____ from Turkey.
A: _____ (3) _____ are you from in Turkey?
B: I'm _____ (4) _____ Istanbul.
C: Where are _____ (5) _____ from?
D: I'm _____ (6) _____ New Zealand.
C: Where _____ (7) _____ you from in New Zealand?
D: I'm _____ (8) _____ Auckland.

Speaking

- 7 **Group Work** Work in groups of three: A, B, and C. Use your own country or city, or your own ideas.
- Student A: Introduce B and C.
Student B: Ask where Student C is from.
Student C: Ask where Student B is from.

Vocabulary

Match the phrases in the box to the conversations.

No, thank you. Yes, please. Pardon? Excuse me...



A two-page Unit Wrap Up and a Reference page end each unit.

LESSON 4 Unit Wrap Up

Review

- Rewrite the sentences with contractions.
 - I am Maggie May. → I'm Maggie May.
 - You are in room 513. → You're in room 513.
 - I am Ruby Tuesday. → I'm Ruby Tuesday.
 - You are in room 147. → You're in room 147.
 - I am Peggy Sue. → I'm Peggy Sue.
 - You are in room 312. → You're in room 312.
- Complete the conversations with 'I'm or 'You're. Then practice with a partner.
 - A: Hello. Welcome to Hotel California.
B: Thank you. _____ Don Henley.
A: Thank you. _____ in room 379, Mr. Henley.
B: Thank you. _____ in room 808.
 - A: Hello.
B: Hello. I'm Ms. Turner.
A: Welcome to Nutbush Hotel, Ms. Turner.
B: Thank you. _____ in room 808.
- Where is he, she, or it from? Fill in the blanks. Then ask and answer with a partner.
 - Mick Jagger: 'He's from _____ the UK.
 - Madonna: _____ the US.
 - Spaghetto: _____ Italy.
 - Diego Maradona: _____ Argentina.
 - Sushi: _____ Japan.
 - Salma Hayek: _____ Mexico.
 - Peter: _____ Brazil.
 - Kylie Minogue: _____ Australia.
 - Rock and roll: _____ the US.
- Complete the conversation. Write one word in each blank. Then practice with a partner.

A: Hi, Betina. This (s) is Lin.
B: Hello, Lin. Nice to meet you.
C: Nice to meet you, too.
B: _____ (s) are you from?
C: _____ (s) from China.
B: Where are you from _____ (s) China?
C: I'm from Hong Kong. Where _____ (s) you from?
B: I'm from Mexico.
C: Where are you _____ (s) in Mexico?
B: I'm from Mexico City.
- Complete the conversations with the phrases in the box. Then practice with a partner.

Good afternoon.	Parade!	Nice to meet you, too.
-----------------	---------	------------------------

 - A: Nice to meet you. _____
B: _____
 - A: I'm from İzmir. _____
B: _____
 - A: Good afternoon. _____
B: _____

Communication | understand and say phone numbers

6a Match the countries on the map to the countries in the chart.

b Listen. Complete the country codes in the chart.

Country	Country Code
1. Austria	_____
2. Brazil	_____
3. China	_____
4. Russia	_____
5. Spain	_____
6. Turkey	_____
the UK	_____
the US	_____

Pat Work Read the How to box. Then take turns reading the country names and codes aloud.

How To
Say phone numbers
0 = oh or zero
202-555-0277 = two-oh-two five five five
702-one-seven-zero

7a Listen and complete the hotel details.

b Listen again. Put the sentences in the correct order.

- Where is it?
- The number is ...
- Director's assistance.
- The Royal Hawaiian, please.
- It's in ...

Pat Work Practice the conversation in Exercise 7b. Then take turns asking for the phone numbers below.

Hotel	Where	Phone Number
The Fairmont	San Francisco, California	011-555-777-5500
the Carlton	Lima, Peru	011-51-1-444-0808
Hotel Parkside	Shanghai, China	011-86-21-555-333

Unit 1 Reference

Numbers 0-9

0	zero
1	one
2	two
3	three
4	four
5	five
6	six
7	seven
8	eight
9	nine

Telephone numbers:
0 = oh or zero
020 8922 7255 = zero-two-oh eight-nine two-two seven-two-five-five

Letters a-z
a b c d e f g h i j k l m n o p q r s t u v w x y z

The verb be | affirmative

I	am	from China.
You	are	in room 234.
He	is	from West.
She	is	Jennifer West.
It	is	in London.

Contractions = I'm/You're/He's/She's/It's
Contractions = Informal English
The full form = I am/You are/He is/She is/It is
The full form = Formal English

Where are you from?

Where are you	you	from?
Where is he	he	from?
Where is she	she	from?
Where is it	it	from?

Where is ...? = Where's ...?
Where are ...? = Where're ...?
Add in a country.
Where are you from in Colombia? = Medellín
Where is he from in the UK? = London

Unit Vocabulary
Common phrases
Good morning/Afternoon/Evening/night.
Nice to meet you./Nice to meet you, too.
No, thank you./Thank you.
Yes, please. /Parade!
Excuse me ...

Brazil	Russia	México	Australia
Italy	Spain	Colombia	Argentina
China	the UK	Portugal	New Zealand
Japan	the US	Turkey	

Back of Student Book

Speaking Exchange

Unit 2 | Page 23, Exercise 5a
You are Terri.

Name: Terri Nielson
Age: 22
From: New York
Address: 91 Filmore Street
Cell No: 917-555-0109

You are Victoria.

Name: Victoria Lombardi
Age: 30
From: Miami
Address: 55 B
Cell No: 785-95

You are Ben.

Name: Ben Park
Age: 24
From: Chicago
Address: 90 Clapton Road
Cell No: 312-555-0027

Unit 3 | Page 35, Exercise 6
Student B

The Empire State Building
Where?
What?
Who/Address?
Open today?
Free?

Universal Studios
Hollywood
100 Universal City Plaza
Los Angeles, CA
Admission \$89
Open 7 days a week
L.A.'s big, exciting movie theme

Writing Bank

A vacation email

Write a subject for your email.

Begin the email: Hi/Hello + name.

Talk about the place: your hotel/the town, etc. Use contractions: we're, it's, ...

Explain any attachments.

Writing tip | punctuation
. = period
, = comma
A, B, C, etc. = capital letters

Use capital letters for countries, nationalities, and languages.
* She's from Spain. She's Spanish.
Commas
Use commas in lists.

Pronunciation Bank

Part 1 | English phonemes

Phoneme	Key word	Symbol	Key word
boil	oil	ɔɪ	boy
date	gate	eɪ	day
bed	s ofa	ɛ	by
en	em	ɛn	hen
park	sh op	ɜr	her
car	televi sion	ɑr	far
game	h at	ɑ	father
child	m emu	aɪ	my
job	er car	ɔ	or
four	l ike	ɪ	my
visit	r ide	aɪ	my
thre	y oung	eɪ	my
this	w ile	aɪ	my

Part 2 | Sound-spelling correspondences

Sound	Spelling	Examples
ɪ	i	this listen
ɛ	e	city typical
ɛ	ea	basic guitar
ɛ	ea	pretty
ɛ	ee	green sleep
ɛ	ie	hero believe
ɛ	ea	read teacher
ɛ	ee	these complete
ɛ	ey	key money
ɛ	ea	receipt receive
ɛ	ea	justice
ɛ	a	can man land
ɛ	a	patio
ɛ	ai	rain
ɛ	ea	heart
ɛ	o	Tom country husband
ɛ	o	some mother month
ɛ	o	castic double young
ɛ	ou	bought
ɛ	au	daughter taught
ɛ	ai	paid small always
ɛ	aw	draw lipsw
ɛ	i	like time island
ɛ	iy	only shy cycle
ɛ	ie	fridge die tie
ɛ	igh	light right night
ɛ	igh	they they
ɛ	oy	boy
ɛ	oy	buy
ɛ	a	lake hale shave
ɛ	ai	wait train straight
ɛ	ay	play stay stay
ɛ	ey	they they
ɛ	ey	right weight
ɛ	ea	break
ɛ	o	home phone open
ɛ	oa	show throw own
ɛ	oo	coat noat coat
ɛ	oo	road told

Each Student Book contains an **ActiveBook**, which provides the Student Book in digital format. **ActiveBook** also includes the complete Audio Program and Extra Listening activities.

An optional online **MyEnglishLab** provides the opportunity for extra practice anytime, anywhere.

The Teacher's Resource Book contains teaching notes, photocopiable extension activities, and an **ActiveTeach**, which provides a digital Student Book enhanced by interactive whiteboard software. **ActiveTeach** also includes the videos and video activities, as well as the complete Test Bank.

Contents

How much do you know . . . ? page 6

	UNIT	CAN DO OBJECTIVES	GRAMMAR	VOCABULARY/ EXPRESSIONS	
1	Introductions page 9	<ul style="list-style-type: none"> • check in to a hotel • greet someone at an airport • introduce someone • start a conversation 	<ul style="list-style-type: none"> • <i>be</i>: <i>I/you/he/she/it</i> • contractions • <i>be</i>: questions with <i>where</i> 	<ul style="list-style-type: none"> • numbers 0–9 • greetings • letters and countries • common phrases • saying room numbers/names • greeting someone at an airport 	
2	Family and friends page 19	<ul style="list-style-type: none"> • give basic information about your family • ask for and give personal details • give information about other people • write a short personal profile 	<ul style="list-style-type: none"> • questions with <i>who/what</i> • possessive adjectives: <i>my/your/his/her</i> • articles: <i>a/an</i> 	<ul style="list-style-type: none"> • numbers 10–99 • descriptive adjectives: opinions • occupations • talking about age • asking for spelling • saying email addresses 	
3	Traveling page 29	<ul style="list-style-type: none"> • write a simple vacation email • say what’s in your suitcase • ask about tourist attractions 	<ul style="list-style-type: none"> • <i>be</i>: <i>we/they</i>; contractions • <i>be</i>: negative; <i>yes/no</i> questions • possessive adjectives: <i>our/their</i> • plural nouns 	<ul style="list-style-type: none"> • descriptive adjectives: places • vacation things • days of the week • using <i>here</i> and <i>there</i> 	
4	Stores and restaurants page 39	<ul style="list-style-type: none"> • order food and drink in a coffee shop • ask for and understand prices • ask about things and make simple transactions 	<ul style="list-style-type: none"> • <i>can</i>: requests • demonstratives: <i>this/that/these/those</i> • possessive nouns: <i>'s</i> 	<ul style="list-style-type: none"> • public places • food and drink • clothes and colors • talking about prices • irregular plurals • buying tickets • asking where something is 	
5	Things to see and do page 49	<ul style="list-style-type: none"> • give a simple description of a place • ask about a new town • ask where important places are • talk about general abilities 	<ul style="list-style-type: none"> • <i>there is/there are</i> • <i>can/can't</i>: ability 	<ul style="list-style-type: none"> • <i>some/a lot of</i> • prepositions of location • nationalities • skills • telling time • giving an opinion • greeting a friend 	
6	All about you page 59	<ul style="list-style-type: none"> • say what you like/don’t like • have a conversation with someone you don’t know • talk about the routines of people you know 	<ul style="list-style-type: none"> • simple present • object pronouns • <i>wh</i>- questions: <i>who/what/where</i> and short answers 	<ul style="list-style-type: none"> • descriptive adjectives: people • jobs and activities • daily activities • saying you don’t understand • showing interest 	
7	A day at work page 69	<ul style="list-style-type: none"> • understand simple instructions • say how often you do something • welcome a visitor to your place of work 	<ul style="list-style-type: none"> • imperatives • adverbs of frequency • <i>would like</i>: preferences and offers 	<ul style="list-style-type: none"> • places of work • more jobs • simple requests • months • job duties • ordinal numbers • write and say dates • food and drink 	
8	Your likes and dislikes page 79	<ul style="list-style-type: none"> • explain why you want to do something • say what things you possess • suggest a restaurant • make reservations • order food 	<ul style="list-style-type: none"> • <i>can</i>: possibility • <i>like</i> + gerund/infinitive • <i>want</i> + infinitive • <i>have/has</i> • <i>wh</i>- question words: <i>which/how</i> 	<ul style="list-style-type: none"> • leisure activities • rooms and furniture • food • making suggestions • reserving a table at a restaurant 	
9	Your life page 89	<ul style="list-style-type: none"> • make simple statements about people from history • give a short description of a past experience • make a simple request and ask permission 	<ul style="list-style-type: none"> • simple past of <i>be</i> • <i>can/could I</i>: permission • <i>can/could you</i>: requests 	<ul style="list-style-type: none"> • collocations with prepositions • time expressions: <i>yesterday, last, ago</i> • housework • talking about childhood • discussing an experience 	
10	Past and future events page 99	<ul style="list-style-type: none"> • understand a simple narrative of past events • give a simple summary of a news event • talk about immediate and long-term plans 	<ul style="list-style-type: none"> • simple past: regular and irregular verbs • <i>be going to</i> 	<ul style="list-style-type: none"> • verbs: life events • future plans • saying large numbers 	
Speaking Exchange page 109		Writing Bank page 116		Pronunciation Bank page 120	

	READING/WRITING	LISTENING	COMMUNICATION/ PRONUNCIATION
	<p>Reading texts:</p> <ul style="list-style-type: none"> • an airport arrivals board • an ad for vacations • hotel contact information <p>Writing task: conversation completion</p>	<p>Listening tasks:</p> <ul style="list-style-type: none"> • identify situations • place in sequence • identify room numbers and phone numbers • determine nationalities 	<p>Communication: understand and say phone numbers</p> <p>Pronunciation:</p> <ul style="list-style-type: none"> • alphabet • syllable recognition • sentence stress
	<p>Reading texts:</p> <ul style="list-style-type: none"> • an efriends profile • a family tree <p>Writing task: a brief personal profile</p>	<p>Listening tasks:</p> <ul style="list-style-type: none"> • determine relationships • perceive personal details • correct addresses • identify occupations 	<p>Communication: talk about favorite people and things</p> <p>Pronunciation: word stress in numbers</p>
	<p>Reading texts:</p> <ul style="list-style-type: none"> • an email about a New York vacation • advertisements for tourist attractions <p>Writing task: a simple vacation email</p>	<p>Listening tasks:</p> <ul style="list-style-type: none"> • discern details • identify subject pronouns • recognize the main ideas 	<p>Communication: have an extended phone conversation</p> <p>Pronunciation: plural “s”</p>
	<p>Reading texts:</p> <ul style="list-style-type: none"> • menus • information about a shopping district • an email <p>Writing task: a paragraph about a shopping area</p>	<p>Listening tasks:</p> <ul style="list-style-type: none"> • recognize the main idea • identify details • determine prices • identify situations • detect specific words 	<p>Communication: ask for and give locations</p> <p>Pronunciation: linking</p>
	<p>Reading texts:</p> <ul style="list-style-type: none"> • a short article about Washington D.C. • a map • a class schedule • job ads <p>Writing task: a paragraph about a favorite place to visit</p>	<p>Listening tasks:</p> <ul style="list-style-type: none"> • understand directions • identify the gist • distinguish abilities • recognize key information 	<p>Communication: check in to a bed and breakfast</p> <p>Pronunciation: vowel clarity in <i>can</i> and <i>can't</i></p>
	<p>Reading texts:</p> <ul style="list-style-type: none"> • personal profiles • brief essays about friends and family • an email • a web questionnaire and key <p>Writing task: a paragraph about a friend/family member</p>	<p>Listening tasks:</p> <ul style="list-style-type: none"> • understand the gist • identify likes and dislikes • identify people • distinguish between true and false information 	<p>Communication: ask and answer questions about a friend</p> <p>Pronunciation: <i>yes/no</i> questions: intonation</p>
	<p>Reading texts:</p> <ul style="list-style-type: none"> • an article about a teacher’s typical day • a questionnaire • a short handwritten note • a calendar <p>Writing task: a note making a request</p>	<p>Listening tasks:</p> <ul style="list-style-type: none"> • identify situations • recognize key phrases • recognize key information • understand location 	<p>Communication: get and give directions in a building</p> <p>Pronunciation: word stress</p>
	<p>Reading texts:</p> <ul style="list-style-type: none"> • a technology quiz • a scoring key • a restaurant menu <p>Writing task: an email to a hotel</p>	<p>Listening tasks:</p> <ul style="list-style-type: none"> • understand the gist • identify places • recognize key words 	<p>Communication: ask for and give information about people</p> <p>Pronunciation: reduction of sounds: <i>want to</i></p>
	<p>Reading texts:</p> <ul style="list-style-type: none"> • biographies of famous people • an article about househusbands <p>Writing task: a paragraph about your first teacher</p>	<p>Listening tasks:</p> <ul style="list-style-type: none"> • understand the gist • identify key words • recognize situations 	<p>Communication: talk about school days</p> <p>Pronunciation: sentence stress</p>
	<p>Reading texts:</p> <ul style="list-style-type: none"> • a three-part article about a famous painting • short articles about good and bad news • a list of sales prices <p>Writing task: a journal entry about a good/bad week</p>	<p>Listening tasks:</p> <ul style="list-style-type: none"> • distinguish between true and false information • determine prices • understand main ideas 	<p>Communication: talk about past and future vacations</p> <p>Pronunciation: simple past <i>-ed</i> endings</p>

How much do you know . . . ?




1. supermarket

International words

1 **1.02** Do you know these words? Match each word in the box to its picture. Write the words. Then listen and check.

- | | | | | |
|-------|--------|--------|------------|---------------|
| bus | pizza | soccer | restaurant | supermarket |
| taxi | tennis | camera | doctor | television |
| hotel | police | phone | university | movie theater |




3. _____



4. _____



5. _____




7. _____



8. _____



9. _____



11. _____



12. _____




13. _____




14. _____



Numbers and alphabet

2  1.03 Do you know these numbers? Listen and repeat.

0	1	2	3	4
zero	one	two	three	four
5	6	7	8	9
five	six	seven	eight	nine

3  1.04 Do you know the English alphabet? Listen and repeat.

a	b	c	d	e
A	B	C	D	E
f	g	h	i	j
F	G	H	I	J
k	l	m	n	o
K	L	M	N	O
p	q	r	s	t
P	Q	R	S	T
u	v	w	x	y
U	V	W	X	Y
z				
Z				




Useful language

4a Do you know classroom instructions? Match each instruction in the box to its picture below. Write each word on the line.

- Listen Look Read Write Speak Repeat Match



Listen



b ▶ 1.05 Listen and check your answers.

5 ▶ 1.06 Learn these useful phrases. Listen and repeat. How do you say them in your language? Write them below.

English

- Sorry, I don't understand.
- What's "Hola" in English?
- Can you say that slowly, please?
- Excuse me, can you help me?

Translation

UNIT 1

Introductions



Warm Up

1a Match each conversation below to a photo.

A: Good morning.

B: Good morning.

A: Welcome to the Easton Hotel.

B: Thank you.

1. Photo _____

A: Hello. I'm Alonzo Moreno.

B: Hi. I'm Emma James. Nice to meet you.

A: Nice to meet you, too.

2. Photo _____

A: Hi, Jun.

B: Hi, James.

3. Photo _____

A: Hello. I'm Anne Wilson. What's your name?

B: I'm Reina Honda.

4. Photo _____

b 1.07 Listen and check your answers. Then listen again and repeat.

2 **Pair Work** Stand and introduce yourself to other students.

Hello. I'm Camila Diaz.

I'm Hong Lee. Nice to meet you.

Vocabulary | numbers 0-9

1a 1.08 Listen and repeat.



b Write the numbers next to the words.

_____ four _____ eight _____ one _____ two _____ five
 _____ seven _____ six _____ three _____ zero _____ nine

2 Point to a number. Your partner says the number. Change roles after nine numbers.

3a Read the How To box. Write the room numbers.

How To:
Say hotel room numbers

329	Room three two nine
406	Room four oh six

- Room one two nine
- Room _____
- Room _____
- Room _____
- Room _____
- Room _____

b Say the room numbers.

4 **Pair Work** Read the How To box below. Then practice the conversation with your names. Change roles and partners several times.

How To:
Say names

Mr. Smith	Mrs./Ms./Miss Jones

- A: *Hello.*
 B: *Hi. I'm Leonardo Gallo.*
 A: *Welcome to Bally Hotel, Mr. Gallo. You're in room 502.*
 B: *Thank you.*

Grammar | I'm/you're

5a Complete the Active Grammar box with 'm or 're.

b Complete the conversations with 'm or 're.

- A: Good morning. I'm _____ Mateo Alvarez.
B: Good morning, Mr. Alvarez. You _____ in room 121.
- A: Hello. Welcome to Hotel Lux.
B: Thank you. I _____ Britney Black.
A: You _____ in room 820, Ms. Black.
- A: Good morning. I _____ Mi Lei Ling.
B: I _____ Walter Mann. Nice to meet you.
- A: Hello, Ms. West. You _____ in room 320.
B: Thank you.

c **Pair Work** Practice the conversations.

Active Grammar

+	I	am	Cristina Branco.
	I	_____	
	You	are	in room 329.
	You	_____	

See Reference page 18

Vocabulary | greetings

6a Complete the sentences with the words in the box.

evening afternoon morning night



- 8 A.M.
David: Good _____.
Betty: Good _____.
- 2 P.M.
David: Good _____.
Carla: Good _____.
- 6 P.M.
David: Good _____.
Jeff: Good _____.
- 11 P.M.
David: Good _____.
Friends: Good _____.

b **1.09** Listen and check your answers.

c **Pair Work** Practice the conversations.

Good afternoon.

Good afternoon.

Speaking

7 **Pair Work** Choose Student A or Student B.

Student A: You are a receptionist. Think of a name for your hotel. Find four guests for your hotel. Write their names in the chart.

Student B: You are a guest. Find the names of four hotels. Check in to a hotel.

A: *Good evening. Welcome to Hotel California.*

B: *Thank you. I'm Chin Lee.*

A: *Mr. Lee. You're in room 504.*

B: *Thank you.*

ROOM	NAME
504	
319	
428	
716	



Vocabulary | letters and countries

1 1.10 Listen to the alphabet and repeat.

a b c d e f g h i j k l m
n o p q r s t u v w x y z

American English	British English
z (zee)	z (zed)

2a Match a country in the box to a city on the Arrivals board.

- | | | | | |
|-----------|--------|-----------|--------|--------|
| Argentina | China | Spain | Japan | Italy |
| Colombia | the UK | Australia | Brazil | the US |

Arrivals			
Flight number	From	Arrival time	Comments
HD347	Shanghai	14:00	landed
AR191	Sydney	14:05	landed
CT248	Buenos Aires	14:05	delayed
WG506	Tokyo	14:10	
MO793	New York	14:15	
JF820	Rio de Janeiro	14:15	on time
ML145	London	14:25	
PE706	Madrid	14:25	
IS003	Rome	14:30	canceled
YI449	Bogota	14:30	

- Country
- China
 - _____
 - _____
 - _____
 - _____
 - _____
 - _____
 - _____
 - _____
 - _____

b 1.11 Listen and check your answers. Repeat.

HD three four seven, Shanghai.

3 **Pair Work** Take turns saying the flight numbers and cities on the Arrivals board.

Pronunciation | syllable recognition

4a Listen again. Count the syllables for each country.

Chi - na = 2

b **Pair Work** Say a city. Your partner says its country.

- Tokyo.* *Japan.*



Shakira



Johnny Depp



Penelope Cruz

Listening

5a Look at the photos and complete the sentences below.

1. She's Shakira. She's from _____. She's in Portugal.
2. He's Johnny Depp. He's from _____. He's in Japan.
3. She's Penelope Cruz. She's from _____. She's in the US.

b 1.12 Listen and check your answers.

Grammar | *he's/she's/it's*

6 Complete the Active Grammar box with 's.

7a Complete the sentences with *he's*, *she's*, or *it's*.

1. *He's* _____ from Australia. (Russell Crowe)
2. _____ from the US. (Angelina Jolie)
3. _____ in Japan. (Osaka)
4. _____ from Spain. (Antonio Banderas)
5. _____ in China. (Beijing)
6. _____ from Australia. (Nicole Kidman)
7. _____ from Mexico. (Gael García Bernal)
8. _____ from Argentina. (The tango)

Active Grammar

+	He	is	
	He	's	
	She	is	from Japan.
	She	_____	from Argentina.
	It	is	
	It	_____	

See Reference page 18

b **Pair Work** Make true or false statements about cities and people.

Sydney is in Argentina.

False! It's in Australia.

Tom Cruise is from the US.

True.

Speaking

8 **Pair Work** Read the How To box. Then practice greeting your partner at the arrivals gate at the airport.

How To:

Greet someone at airport arrivals

A: *Mr. Depp?*

B: *Yes.*

A: *Hello, Mr. Depp. I'm Yuki Suzuki.*
Welcome to Japan.

B: *Thank you.*

Listening

- 1a 1.13 Listen. Number the sentences in the correct order.
- 1 A: Hi, Boris.
 - ___ L: Nice to meet you, too.
 - ___ B: Hi, Andy. This is Luisa.
 - ___ A: Nice to meet you, Luisa.

b Listen again. Check your answers.

- 2 1.14 Listen. Complete the conversation between Luisa and Andy.
- Luisa: Where are you from, Andy?
- Andy: I _____ (1.) from the US.
- Luisa: Where _____ (2.) you from in the US?
- Andy: I'm from New York. Where are _____ (3.) from?
- Luisa: I'm _____ (4.) Argentina.
- Andy: Where are you from in Argentina?
- Luisa: I'm from Rosario.



Pronunciation | sentence stress

- 3a 1.15 Listen. Mark the stress.
1. Where are you from?
 2. Where are you from in the US?
 3. I'm from New York.

b Listen again. Repeat.

Speaking

- 4a **Group Work** Work in groups of three. Repeat the conversation in Exercise 2.
- b **Group Work** Read the How To box, then close your books. Introduce each other.

How To:

Introduce people

This is (Paul).

Nice to meet you.

Nice to meet you, too.

Hi, Britta.

Hi, Carlos. This is Roxana.

Grammar | *be*: questions with *where*

5 Look at the Active Grammar box. Match the answers to the questions. Write *a* or *b*.

6 Complete the conversation.

A: Where (1.) are you from?

B: _____ (2.) from Turkey.

A: _____ (3.) are you from in Turkey?

B: I'm _____ (4.) Istanbul.

C: Where are _____ (5.) from?

D: I'm _____ (6.) New Zealand.

C: Where _____ (7.) you from in New Zealand?

D: I'm _____ (8.) Auckland.

Active Grammar

Questions

___ 1. *Where are you from?*

___ 2. *Where are you from in the US?*

Answers

a. *I 'm from Las Vegas.*

b. *I 'm from the US.*

See Reference page 18

Speaking

7 **Group Work** Work in groups of three: A, B, and C. Use your own country or city, or your own ideas.

Student A: Introduce B and C.

Student B: Ask where Student C is from.

Student C: Ask where Student B is from.

Vocabulary | common phrases

8a Match the phrases in the box to the conversations.

No, thank you. Yes, please. Pardon? Excuse me . . .



A: Coffee?

B: Yes, please.



A: Black pepper?

B: _____



A: I'm hungry.

B: _____



A: He's Ronaldinho from Brazil.

B: _____

b 1.16 Listen and check your answers.

c **Pair Work** Practice the conversations with a partner.

Review

1 Rewrite the sentences with contractions.

- | | | |
|----------------------------|--------------------------|-------------------------|
| 1. A: I am Maggie May. | 2. A: I am Ruby Tuesday. | 3. A: I am Peggy Sue. |
| B: You are in room 511. | B: You are in room 147. | B: You are in room 312. |
| A: <u>I'm Maggie May</u> . | A: _____. | A: _____. |
| B: _____. | B: _____. | B: _____. |

2 Complete the conversations with *I'm* or *You're*. Then practice with a partner.

- | | |
|---|--|
| 1. A: Hello. Welcome to Hotel California. | 2. A: Hello. |
| B: Thank you. _____ Don Henley. | B: Hello. I'm Ms. Turner. |
| A: _____ in room 329, Mr. Henley. | A: Welcome to Nutbush Hotel, Ms. Turner. |
| | _____ in room 808. |
| | B: Thank you. |

3 Where is he, she, or it from? Fill in the blanks. Then ask and answer with a partner.

- | | |
|--|------------------------------------|
| 1. Mick Jagger: <u>He's from</u> the UK. | 6. Salma Hayek: _____ Mexico. |
| 2. Madonna: _____ the US. | 7. Pele: _____ Brazil. |
| 3. Spaghetti: _____ Italy. | 8. Kylie Minogue: _____ Australia. |
| 4. Diego Maradona: _____ Argentina. | 9. Rock and roll: _____ the US. |
| 5. Sushi: _____ Japan. | |

4 Complete the conversation. Write one word in each blank. Then practice with a partner.

- A: Hi, Betina. This (1.) is Lin.
 B: Hello, Lin. Nice to meet you.
 C: Nice to meet you, too.
 B: _____ (2.) are you from?
 C: _____ (3.) from China.
 B: Where are you from _____ (4.) China?
 C: I'm from Hong Kong. Where _____ (5.) you from?
 B: I'm from Mexico.
 C: Where are you _____ (6.) in Mexico?
 B: I'm from Mexico City.



5 Complete the conversations with the phrases in the box. Then practice with a partner.

Good afternoon. Pardon? Nice to meet you, too.

- | | | |
|-------------------------|-----------------------|-----------------------|
| 1. A: Nice to meet you. | 2. A: I'm from Izmir. | 3. A: Good afternoon. |
| B: _____ | B: _____ | B: _____ |
| | A: I'm from Izmir. | |

Communication | understand and say phone numbers

6a Match the countries on the map to the countries in the chart.

b 1.17 Listen. Complete the country codes in the chart.



Dial 011 + country code + telephone number	
COUNTRY	CODE
___ 1. Australia	_____
Brazil	55
___ 2. China	_____
Japan	81
___ 3. Mexico	_____
<u>a</u> 4. Russia	_____
___ 5. Spain	_____
___ 6. Turkey	_____
the UK	44
the US	1

c **Pair Work** Read the How To box. Then take turns reading the country names and codes aloud.

Brazil, 55

How To:
Say phone numbers
 0 = *oh* or *zero*
 202-555-0177
 = *two-oh-two five-five-five zero-one-seven-seven*

7a 1.18 Listen and complete the hotel details.

b Listen again. Put the sentences in the correct order.

- _____ A: Where is it?
- 6 C: The number is: . . .
- _____ A: Directory assistance.
- _____ A: Thank you.
- _____ B: The Royal Hawaiian, please.
- _____ B: It's in . . .

8 **Pair Work** Practice the conversation in Exercise 7b. Then take turns asking for the phone numbers below.

Hotel	Where	Phone Number
The Fairmont	San Francisco, California	011-1-555-772-5000
Ritz-Carlton	Cancún, México	011-52-998-881-0808
Hotel Parkside	Shanghai, China	011-86-21-503-299

HOTEL: *The Royal Hawaiian*
 WHERE: _____, *Hawaii*.
 PHONE NUMBER: _____

Unit 1 Reference

Numbers 0–9

0	zero
1	one
2	two
3	three
4	four
5	five
6	six
7	seven
8	eight
9	nine

Telephone numbers:

0 = *oh* or *zero*

020 8922 7255

= *zero-two-oh*

eight-nine-two-two

seven-two-five-five

Letters a–z

a b c d e f g h i j k l m
n o p q r s t u v w x y z

These letters have the same vowel sound:

/eɪ/ (eight) = **a h j k**

/i/ (ight) = **b c d e g p t v z**

/ɛ/ (en) = **f l m n s x**

/aɪ/ (ai) = **i y**

/oʊ/ (o) = **o**

/u/ (u) = **q u w**

/ɑ/ (a) = **r**

The verb *be* | affirmative

+	I	am	<i>from China.</i>
	I	'm	
	You	are	<i>in room 234.</i>
	You	're	
	He	is	<i>Mike West.</i>
	He	's	
	She	is	<i>Jennifer West.</i>
	She	's	
	It	is	<i>in London.</i>
	It	's	

Contractions = *I'm/You're/He's/She's/It's*

Contractions = informal English

The full form = *I am/You are/He is/She is/It is*

The full form = formal English

Where are you from?

?	Where are	you	from?
	Where is	he	
	Where is	she	
	Where is	it	

Where is ... ? = Where's ... ?

Where are **NOT** *Where're*

Add *in* + country

Where are you from **in Colombia?** – Medellin

Where is he from **in the UK?** – London

Unit Vocabulary

Common phrases

Good morning/afternoon/evening/night.

Nice to meet you./Nice to meet you, too.

No, thank you./Thank you.

Yes, please. Pardon? Excuse me ...

Countries

Brazil	Russia	México	Australia
Italy	Spain	Colombia	Argentina
China	the UK	Portugal	New Zealand
Japan	the US	Turkey	