

OXFORD

Beehive

Workbook Starter



**Setsuko
Toyama**




Beehive

Workbook

Starter

Starter Unit	Hello!	2
Unit 1	Let's learn!	4
Unit 2	Colours	14
Unit 1 and 2 Review		24
Unit 3	Farm animals	26
Unit 4	Let's eat!	36
Unit 3 and 4 Review		46
Unit 5	Let's play!	48
Unit 6	Sea animals	58
Unit 5 and 6 Review		68
Unit 7	My body	70
Unit 8	Let's celebrate!	80
Unit 7 and 8 Review		90
Picture Dictionary		92







Setsuko Toyama

OXFORD
UNIVERSITY PRESS

Starter Unit Hello!

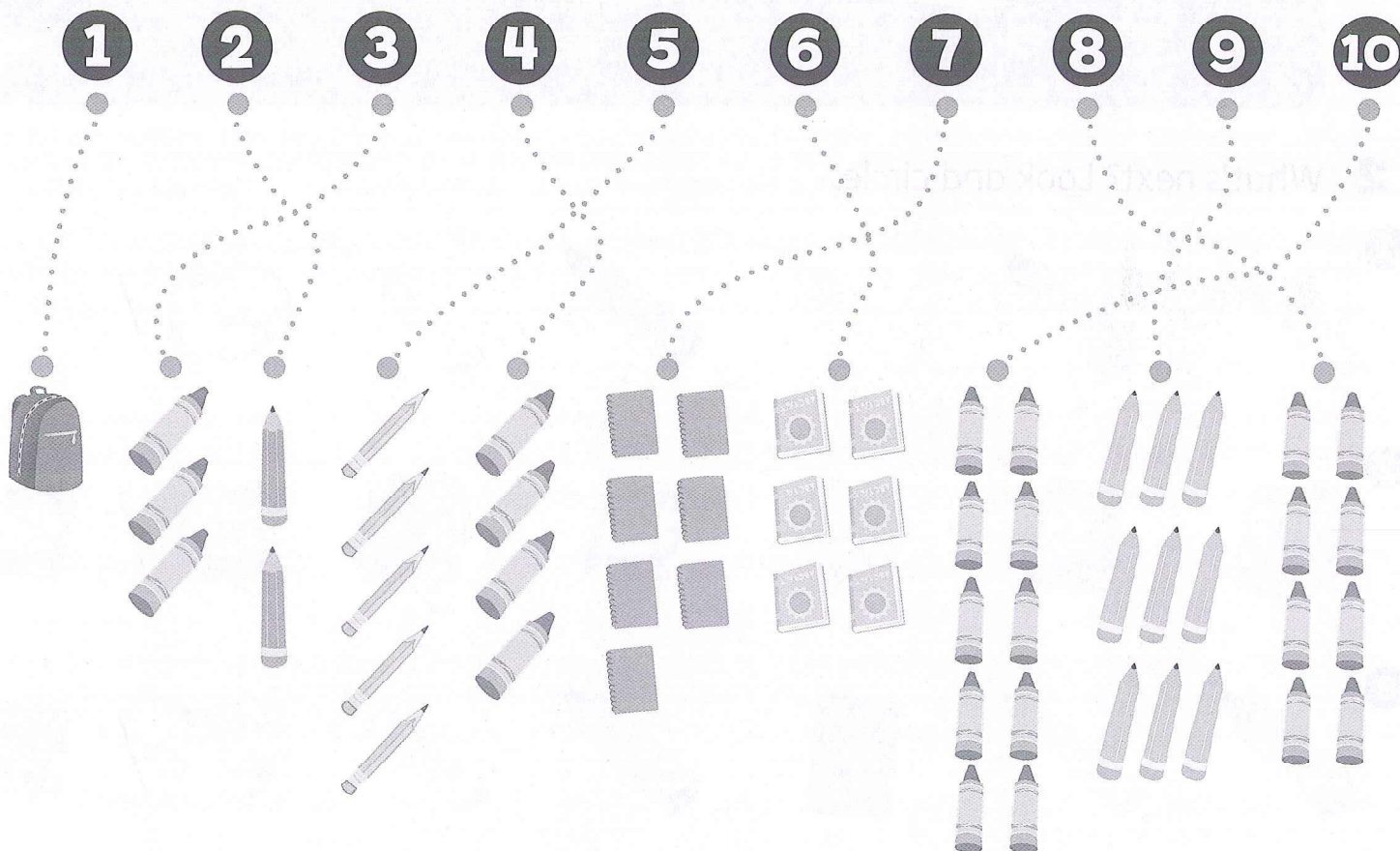
1 Match and say *Hi, I'm ...*



2 Look and colour.

Aa Bb Cc Dd Ee
Ff Gg Hh Ii Jj
Kk Ll Mm Nn Oo
Pp Qq Rr Ss Tt
Uu Vv Ww Xx Yy Zz

3 Trace and match.



1

Let's learn!

Lesson 1 Words

1 Trace and say.



2 What's next? Look and circle.

1



2



3



3 Look and trace.



4 Find and circle the classroom items. Say *Here it is!*



1 Match and say.

1



2



3



4



5



6



a



b



c



d



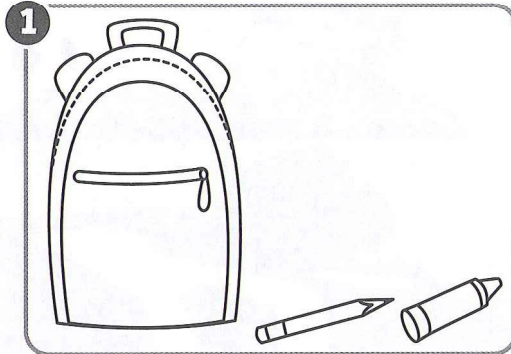

e




f





2 What's missing? Look and draw.



2



3



3 Trace and say.

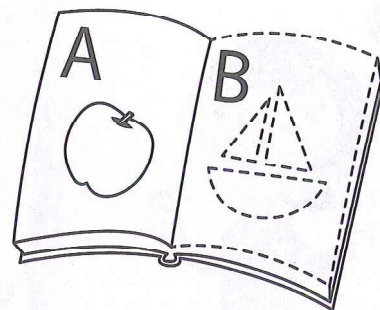
1




2



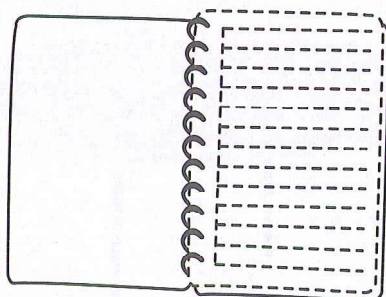
3



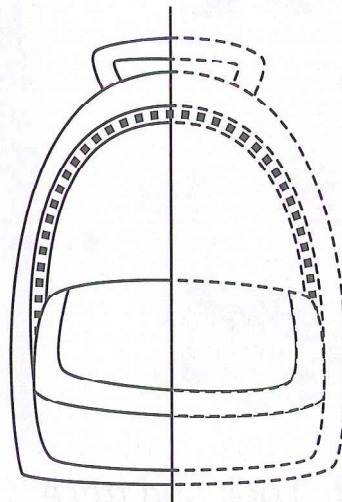
4



5



6



4 Look and circle.


1



a



b



2



a




b



3



a



b



1 Match and say.


1




2





3






4



















2 Look and trace.



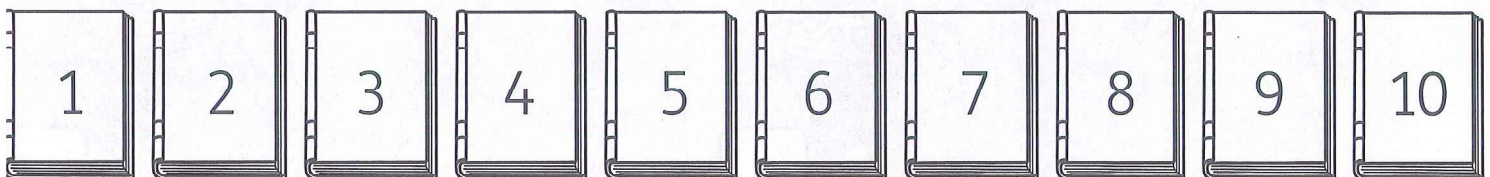
1 Trace and write the numbers.



2 Look at the number and circle.


 1			
 3			
 2			
 3			

3 Colour the numbers 1, 2 and 3.




1 Look and tick ✓.

1 a



b



2 a



b




3 a




b



2 Colour and say.



3 Who's helpful? Look and circle.




4 Colour.

How many stars for the story?




1 Trace and write the letters.



A A


a a

2 Find and colour A and a. Then say.





3 Trace and write the letters.

B B




b b

4 Find and colour B and b. Then say.





5 Trace and write the letters.

C C




c c

6 Find and colour C and c. Then say.




7 Circle the odd one out.


Aa



Bb



Cc




2

Colours


Lesson 1 Words

1 Colour and say.




2 Colour A. What's missing in B? Draw and colour.






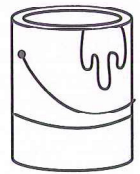


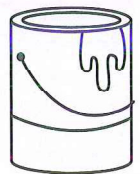

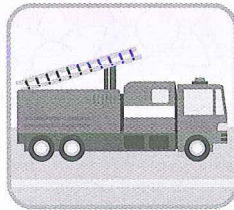


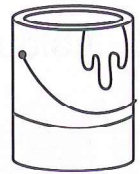

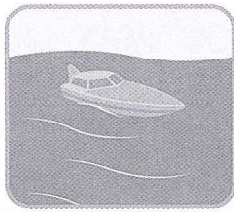
A



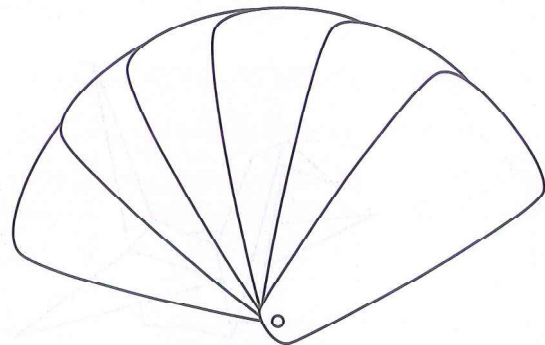
B




3 Trace and colour.



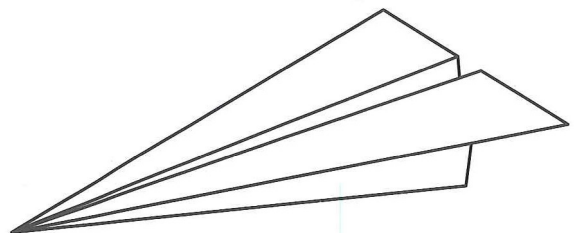

4 What's your favourite colour? Colour and say.



1 Colour the flowers in the key. Then colour and complete.




2 What colour is it? Colour and say.




3 Circle the odd one out. Then colour.

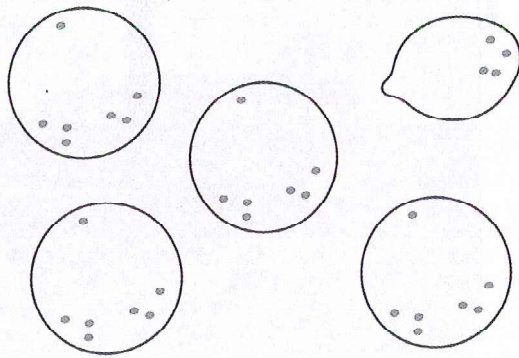
1




2



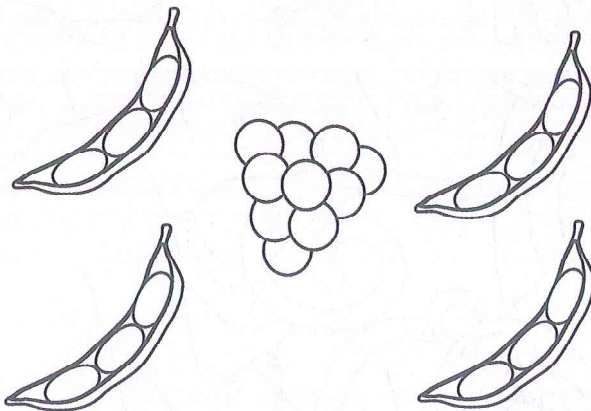
3



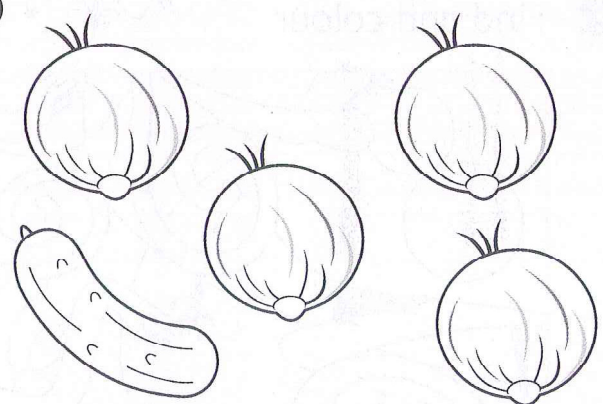
4



5




6




4 Look, think and say the colour. *It's ...*


1




2







3




4






1 Look and say the colour.











2 Find and colour.



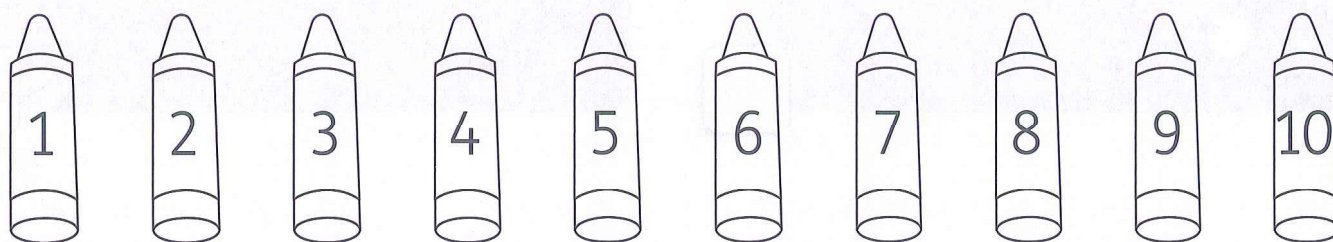
1 Trace and write the numbers.



2 Look at the number and draw.

 4	   
 6	
 5	
 4	


3 Circle the numbers 4, 5 and 6.



1 Number the pictures in order.



2 Look and colour.




3 Look and match.


1



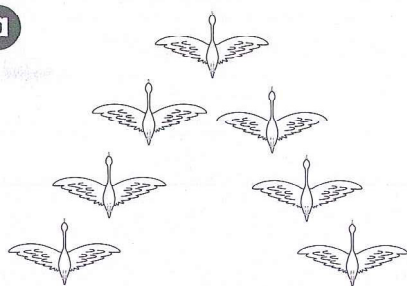
2




3




a



b



c



4 Colour.

How many stars for the story?




1 Trace and write the letters.

D D




d d

2 Find and colour D and d. Then say.




3 Trace and write the letters.

E E



e e

4 Find and colour E and e. Then say.




5 Trace and write the letters.



Tracing practice lines for uppercase F and lowercase f. The first row shows uppercase F with dotted lines for tracing. The second row shows lowercase f with dotted lines for tracing. Below each row are two empty lines for independent writing practice.

6 Find and colour F and f. Then say.



7 Look and match.

