

# Pockets 3

Second  
Edition



PEARSON  
Longman

Mario Herrera

Barbara Hojel

CD-ROM  
included



# **Pockets 3, Second Edition**

## **CD-ROM Program**

- 1. People at School**
- 2. I Am Healthy**
- 3. Making Toys**
- 4. Our Community**
- 5. Let's Go to the Farm**
- 6. What People Wear**
- 7. At the Restaurant**
- 8. Let's Go Somewhere**
- 9. Going Camping**
- 10. Having Fun!**



# Pockets 3

Second  
Edition



Mario Herrera

Barbara Hojel





## Pockets 3, Second Edition

Copyright © 2009 by Pearson Education, Inc.  
All rights reserved.

No part of this publication may be reproduced,  
stored in a retrieval system, or transmitted,  
in any form or by any means, electronic, mechanical,  
photocopying, recording, or otherwise, without the  
prior permission of the publisher.

Pearson Education, 10 Park Street, Upper Mersey, W10 6PP

**Staff credits:** The people who made up the *Pockets, Second Edition* team, representing editorial, production, design, and manufacturing, are Peter Gordon, UK / Gabriela Tracy-Muller, Canada / Louise Hutchinson, Technical Services, Nancy Peggeman, USA, UK, Canada / Christopher Johnson, Subject, Linda Moore, Barbara Smith, User Review and Editorial Team.

**Text design:** Maria Wilson-Smith

**Text composition:** The Designers

**Text level:** George Bell

**Illustrations:** Jan Aronson, Jan Barrant, Neil Rodriguez,  
and Hugo Miranda Ruiz

**Picture Page:** 6, 206 / **Writing:** 6 Pearson Learning Group  
**Supplements:** 4 Pearson with Pearson page 14 all pages 19  
**Key Learning/Working Exercises:** page 18 green touch 18 Body  
**Crossword/Puzzling Exercises:** page 11 14 16 18 20 13 22 26  
© 2009 by Pearson Education, all rights reserved. [www.pearsoned.com](http://www.pearsoned.com)  
[www.pearsoned.com](http://www.pearsoned.com) and [www.pearsoned.com](http://www.pearsoned.com)

### PEARSON EDUCATION

PearsonLongman.com offers online  
resources for teachers and students. Access  
our Companion Website, our online catalog,  
and our local offices around the world.  
Visit us at [pearsonlongman.com](http://pearsonlongman.com)

ISBN 10: 0-13-603883-9  
ISBN 12: 078-0-13-603883-4

Printed in China (C797024)  
4 5 6 7 8 9 10 - 13 12 11 10 09

## Consultants and Reviewers

**Claudia Abraham**, Mexico, Mexico City, Mexico - **Collina Aceves**, Instituto Miguel  
Ángel, Guadalajara, Mexico - **Laura Acosta**, Colegio Quetzal, Mexico City, Mexico - **Lilia  
Argueta**, Colegio Guadalupe, Mexico City, Mexico - **Elvia Badillo Chávez**, Universidad  
Anáhuac, Facultad de Educación, Centro de Asesoría Pedagógica, Mexico City, Mexico -  
**Rosa María Buerba Villegas**, U.F. México, Universidad Anáhuac, Mexico City, Mexico -  
**Consuelo Cadena Soria**, Instituto Mexicana Americana, Mexico City, Mexico - **Olga Calva**,  
Colegio Británico, México, México - **Jaqueline Castillo**, IMAI, Mexico City, Mexico -  
**Yoon Young Choi**, Inha Language School, Seoul, Korea - **Aina Georgina Cruz**, Fernando  
R. Rodríguez, Mexico City, Mexico - **Ruth Cruz**, Colegio Carmel, Mexico City, Mexico -  
**Marta del Consuelo Puerta**, Instituto Mexicana Americana, Mexico City, Mexico - **Rosario  
Escobedo**, Universidad Metropolitana, Mexico City, Mexico - **Bianca E. García Robledo**,  
Kinder John F. Kennedy, Guadalajara, Mexico - **Edgar García Ruvalecaba**, Escuela Bertha  
Van Gasteren, Guadalajara, Mexico - **Mónica García**, Instituto Pierre Henry, Guadalajara,  
Mexico - **Antonieta González**, IMAI, Guadalajara, Mexico - **Jennifer Huerta**, Monte  
Ross, Mexico City, Mexico - **Inna Isabel Iqutendo**, Colegio Leonardo Da Vinci, Cancun,  
Mexico - **Ruth Inazo Valtierra**, Colegio Victoria Tepeyac, Mexico City, Mexico - **Helen  
Jain**, Hangeul (H. E. & S. Chae), Seoul, Korea - **Ana Langarica Newterra**, Centro  
Educativo Tepeyac, Mexico City, Mexico - **Eun Mi Lee**, Mokdong S.P. Seoul, Korea -  
**Lorena Patricia Licardo**, Centro Educativo Los Pinos, Guadalajara, Mexico - **Laura López  
de la Vega**, Colegio Miraflores, León, Mexico - **Marta Inés López**, NORMA, Monterrey,  
Mexico - **Joanitta Elvira Marroquín**, Instituto Regeneración, Monterrey, Mexico - **Lucy  
Miranda**, Leon, Mexico and Monterrey, Mexico - **Gabriela Muela**, Instituto Olimpia,  
Monterrey, Mexico - **Aida Najera**, Bernardino de Balbuena, Mexico City, Mexico - **Margarita  
Natera**, Colegio Hispano Inglés, León, Mexico - **Marcela Reyes**, Colegio Reina, Mexico  
City, Mexico - **Angélica Ríos**, Nariño, Mexico City, Mexico - **Mariana Serrahle**, Centro  
Educativo Monteverde, Cancun, Mexico - **Marta Fernanda Torres Romero**, Escuela  
Mexicana Americana, Mexico City, Mexico - **Bertha Vázquez**, Latin American School,  
Monterrey, Mexico - **Lucy Vergara**, Colegio Andersen, Mexico City, Mexico

Pearson Longman would like to thank the following schools for piloting *Pockets, Second Edition*:

Colegio Anglo Francés, Monterrey, Mexico - Colegio Cervantes Colonias, Guadalajara, Mexico - Colegio Estorpe, Monterrey, Mexico - Colegio Highlands, Monterrey, Mexico - Colegio Himalaya, Monterrey, Mexico - Colegio Hispanoamericano, León, Mexico - Colegio Isabel La Católica, Monterrey, Mexico - Colegio Mexicano, Monterrey, Mexico - Colegio Mi Pequeño Sol, León, Mexico - Colegio Miraflores, León, Mexico - Instituto Damich, Puebla, Mexico - Instituto Godwin, Mexico City, Mexico - Instituto Milenares, Monterrey, Mexico - Instituto Leonés, León, Mexico - Instituto Mexicano Madero, Campus Toledo, Puebla, Mexico - Instituto Mexicano Madero, Campus Zavaleta, Puebla, Mexico - Instituto Miguel Ángel, Guadalajara, Mexico - Instituto Olimpia, Monterrey, Mexico - Irish Valley Preschool, Monterrey, Mexico - Kinder Andes, Mexico City, Mexico - Kinder Edelweiss, Mexico City, Mexico - Oak Hill CECVAC Preschool, Monterrey, Mexico - Oxford Preschool, Mexico City, Mexico - Pinecrest Institute, Mexico City, Mexico

## Child Reviewers

Emily Bupp (4 years old) - Kyle Shigeo Frommer (4 years old) - Cole Nam (3 years old) - Carlos Portillo Vázquez (3 years old) - Karla Portillo Vázquez (5 years old) - Marlee Rainmuth (5 years old) - Melissa Rodino (5 years old) - Veronika A. Volcjak (3 years old) - Nina Marie Williams (4 years old)



# Contents


<b>1</b> People at School .....	2
<b>2</b> I Am Healthy .....	14
<b>3</b> Making Toys .....	26
<b>4</b> Our Community .....	38
<b>5</b> Let's Go to the Farm .....	50
<b>6</b> What People Wear .....	62
<b>7</b> At the Restaurant .....	74
<b>8</b> Let's Go Somewhere .....	86
<b>9</b> Going Camping .....	98



# 1

# People at School

Listen and point. Say.



Hello!

## 2

Warm Up





Listen, point, and say. Trace.



principal



secretary



gatekeeper



bus driver



cashier



music teacher



janitor





gym teacher





Listen and draw a line.







Count, trace, and write.



10

\_\_\_\_\_



15

\_\_\_\_\_



11

\_\_\_\_\_



16

\_\_\_\_\_



12

\_\_\_\_\_



17

\_\_\_\_\_



13

\_\_\_\_\_



18

\_\_\_\_\_



14

\_\_\_\_\_



19

\_\_\_\_\_







Cut and paste (page 111) and/or draw. Say.

Who do you see?

The frame contains a giraffe wearing a pink shirt and green overalls, standing in the bottom left corner. A speech bubble above the giraffe contains the text "Who do you see?". The frame is decorated with various drawing tools: pencils, crayons, markers, and scissors are placed along the top and bottom edges, while a pair of scissors is on the left edge and a pencil is on the right edge.





© Pearson Education Inc. All rights reserved.





Hands up!  
Jump!



1 2 3 4 5

Show me five.

A green rectangular chart with five numbered circles (1 to 5) in a row. Below each number is a yellow circle containing a hand with fingers spread. The number 5 has a blue line connecting it to the number 4. A speech bubble with the text "Show me five." is positioned below the numbers.





Cut and paste. Say.

Clean Up




Application: Do What's Right



# My School Bus

Paint. Cut and paste.





A14



Listen. Point and say. Draw a line. Stick.

Unit 1  
GOOD  
JOB!

He's the bus driver.  
He drives the bus.







# 2


# I Am Healthy

Listen and point. Say.





Listen, point, and say. Trace.




sleeping



combing hair



exercising



eating healthy food



taking a shower



washing hands



using a tissue




brushing teeth



A20



Listen and circle.



They're exercising.





 Count, trace, and write.

20 =  = 



21 \_\_\_\_\_



26 \_\_\_\_\_



22 \_\_\_\_\_



27 \_\_\_\_\_



23 \_\_\_\_\_



28 \_\_\_\_\_



24 \_\_\_\_\_



29 \_\_\_\_\_







25 \_\_\_\_\_







Listen and stick. Say.








Trace and draw.




A

~ ~ ~ ~ ~ a




T

~ ~ ~ ~ ~ t




R

~ ~ ~ ~ ~ r



N


~ ~ ~ ~ ~ n







Cut and paste (page 113) and/or draw. Say.



My healthy habits!







# Be Healthy


Brush your teeth.







Eat healthy food.



Exercise.






# Be Considerate



Connect the dots and color. Say.









# My Crayon Box

Cut and paste. Decorate.









What is she doing?



Start



She's combing her hair.





# 3

# Making Toys


Listen and point. Say.








Listen, point, and say. Trace.




boxes




paint



paintbrushes




tape




paper



markers





sticks

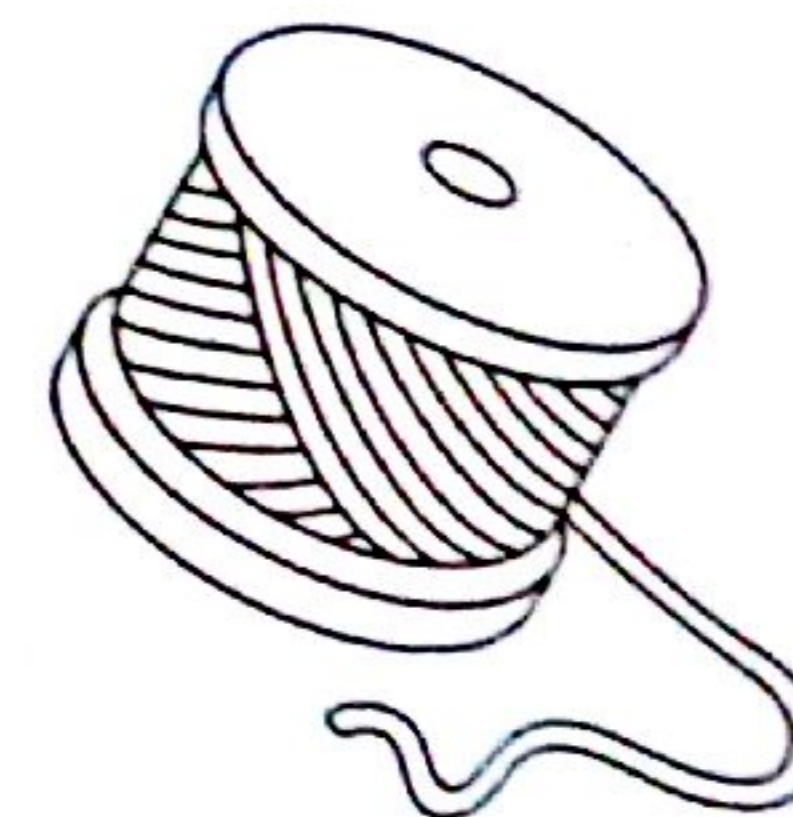
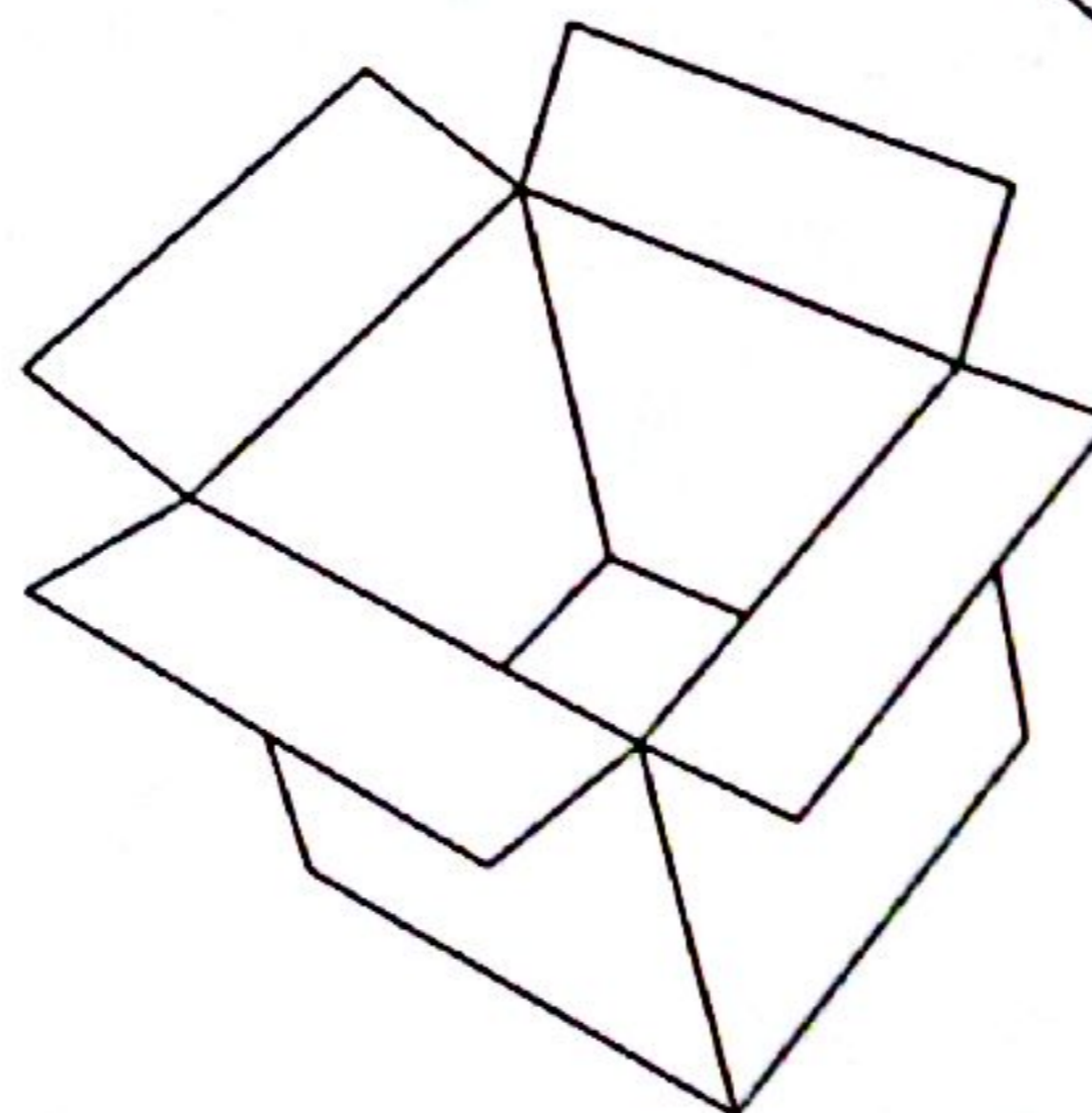
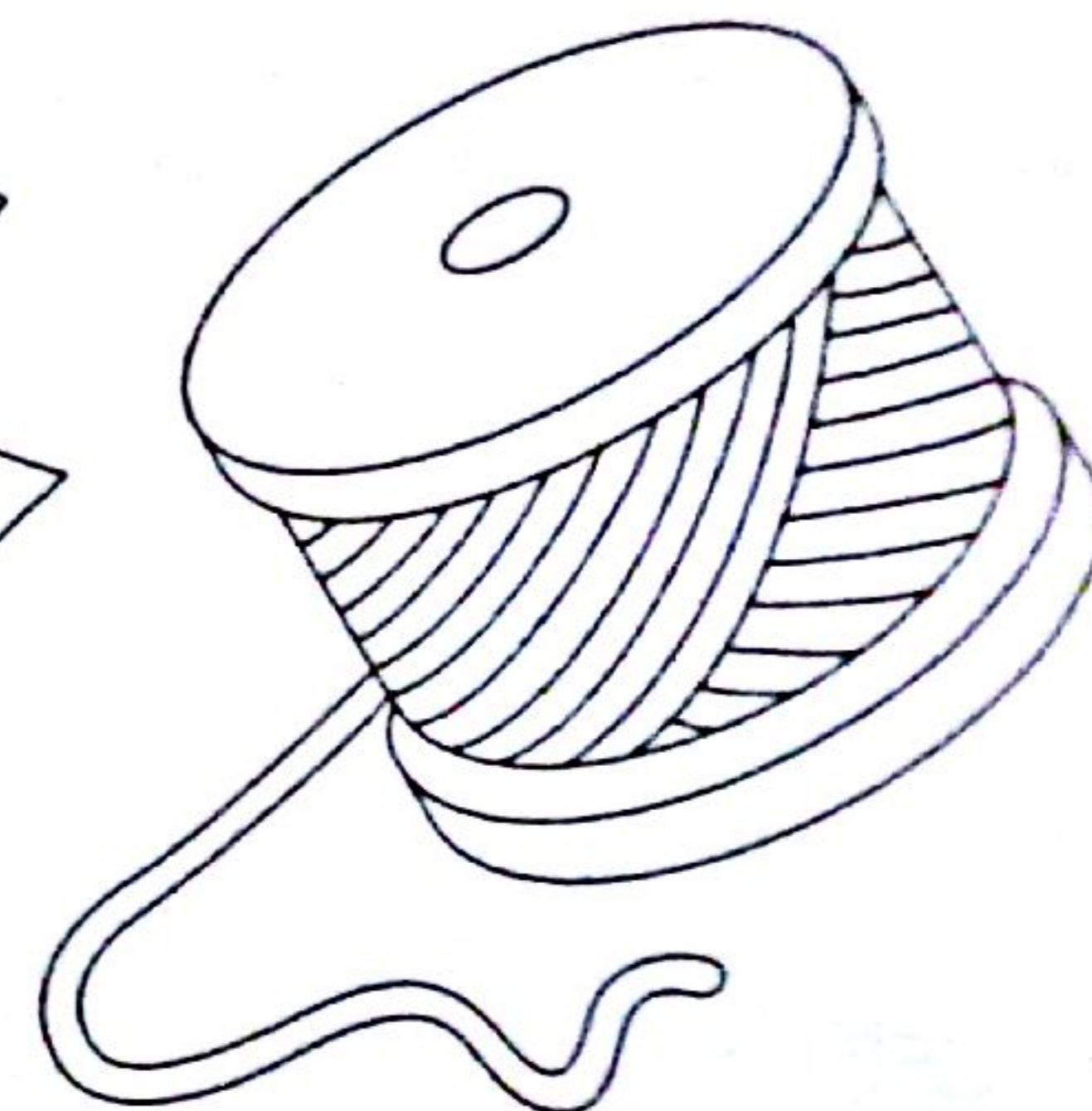
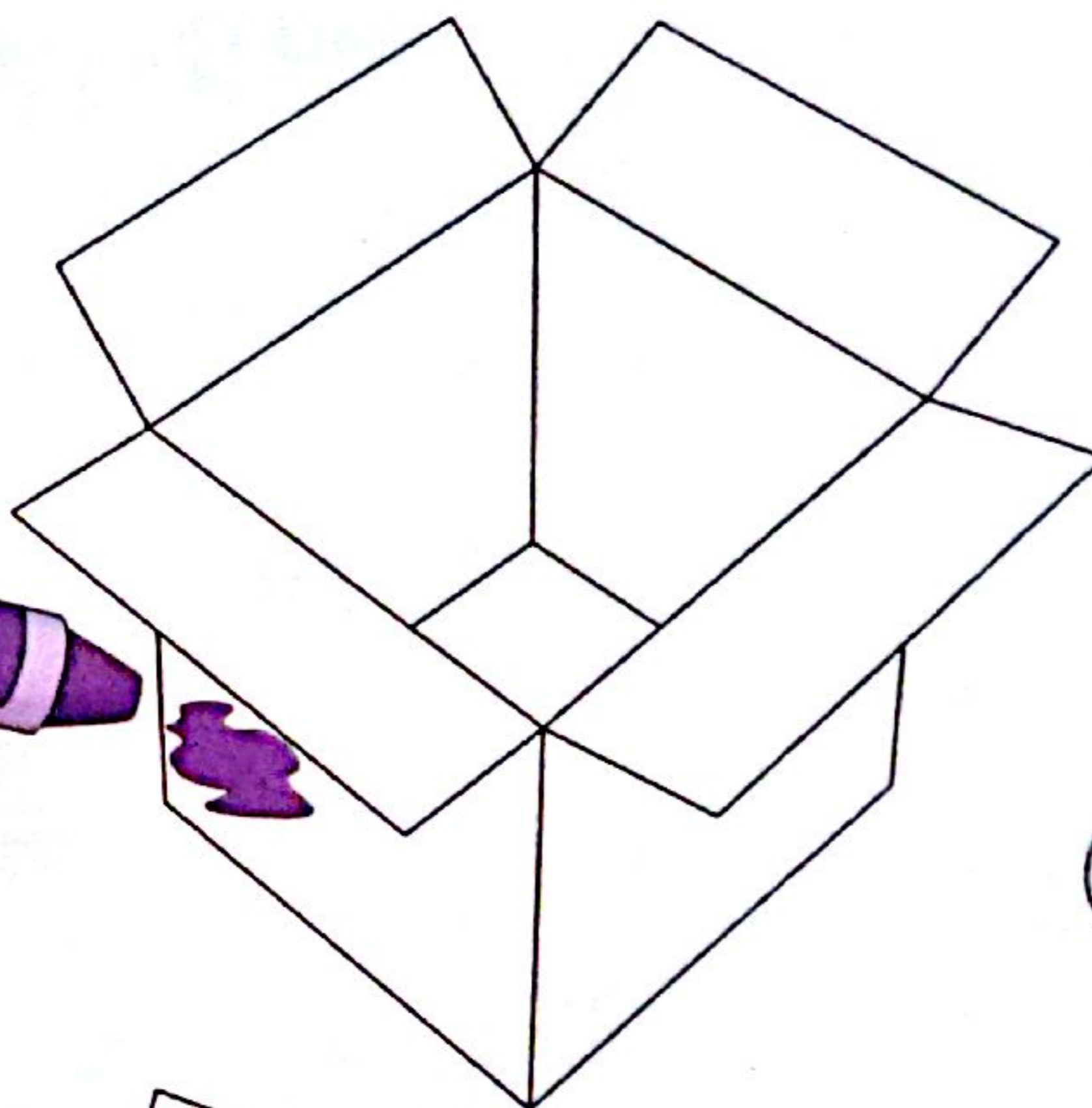


string





Look and color.









Trace and draw.

$$30 = \begin{array}{|c|c|c|c|c|c|c|c|c|c|} \hline \color{red}{|} \color{blue}{|} \color{orange}{|} \color{green}{|} \color{red}{|} \color{blue}{|} \color{red}{|} \color{black}{|} \color{black}{|} \color{black}{|} \\ \hline \end{array} \begin{array}{|c|c|c|c|c|c|c|c|c|c|} \hline \color{red}{|} \color{blue}{|} \color{orange}{|} \color{green}{|} \color{red}{|} \color{blue}{|} \color{red}{|} \color{black}{|} \color{black}{|} \color{black}{|} \\ \hline \end{array} \begin{array}{|c|c|c|c|c|c|c|c|c|c|} \hline \color{red}{|} \color{blue}{|} \color{orange}{|} \color{green}{|} \color{red}{|} \color{blue}{|} \color{red}{|} \color{black}{|} \color{black}{|} \color{black}{|} \\ \hline \end{array} =$$



31 

36 


32 

37 

33 

38 

34 

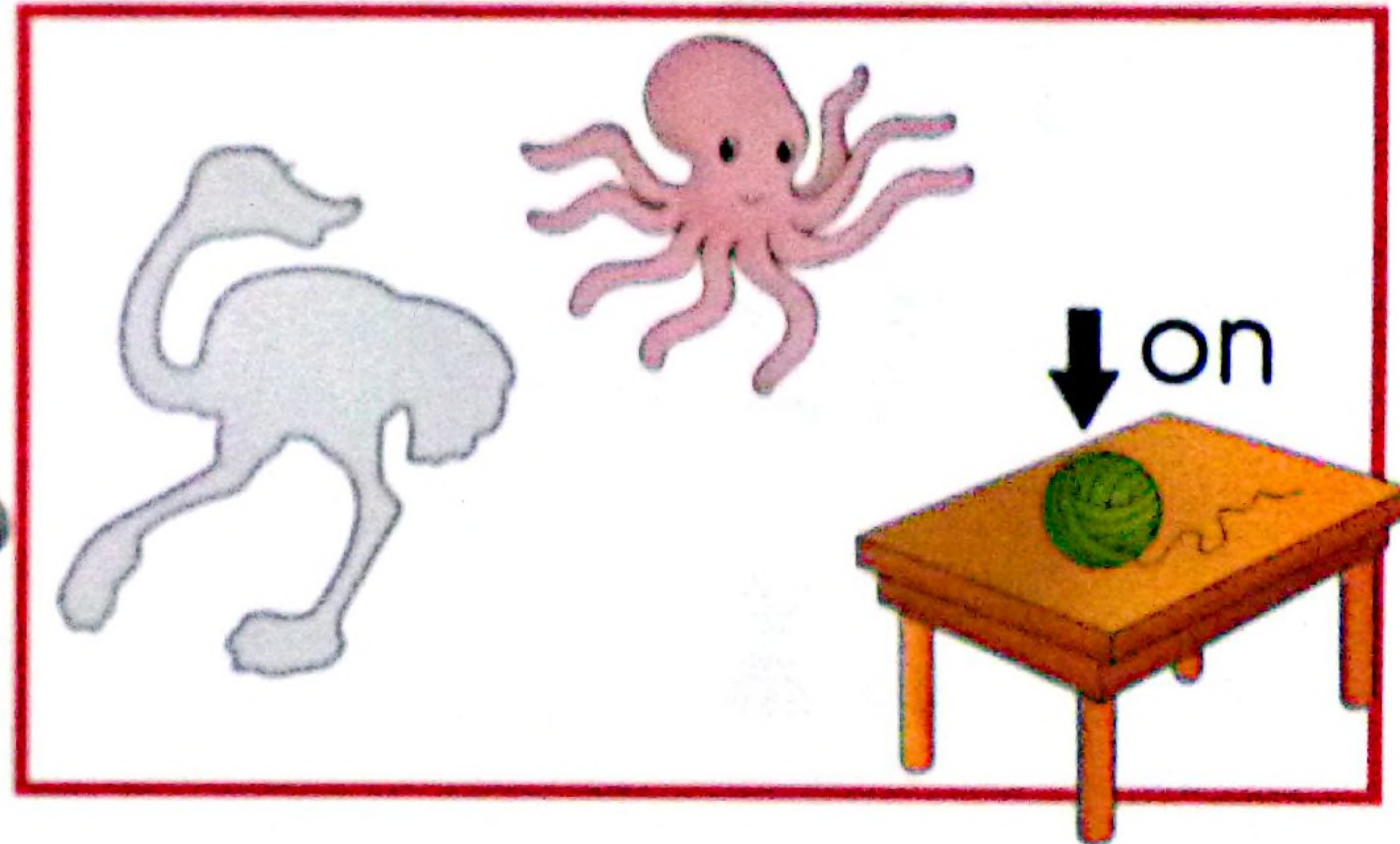



39 

35 





Listen and stick. Say.









Trace and draw.




D d




E e



G g



O o





The duck is on  
the octopus.



The monkey is  
on the duck.








Cut and paste. Say.



Don't Be Wasteful




Application: Do What's Right



# My Kite

Paint and tie strings. Decorate.








Listen. Point, say, and circle. Stick.

Unit 3  
GOOD  
JOB!



What's this?





It's string.



# 4

# Our Community

Listen and point. Say.







Listen, point, and say. Trace.



dentist



gardener



nurse



salesperson



trash collector



firefighter



police officer




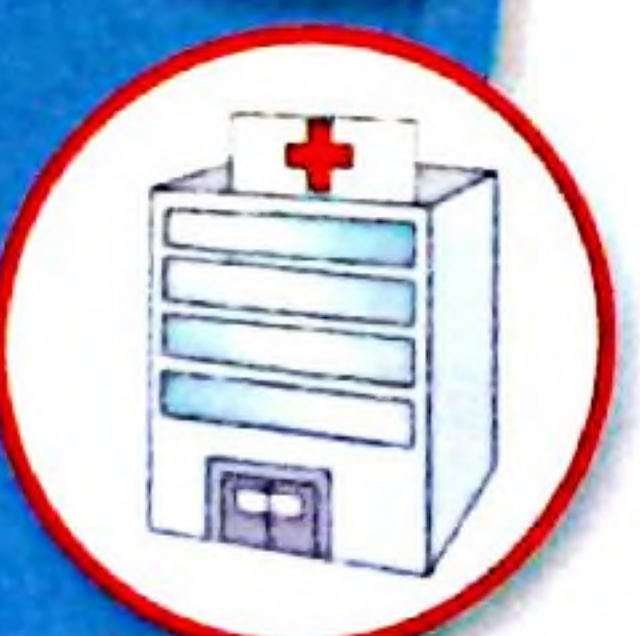
doctor



A45



Listen and draw a line.








Count. Trace or write.

40



=



41



\_\_\_\_\_



43



\_\_\_\_\_



45



\_\_\_\_\_




\_\_\_\_\_



48



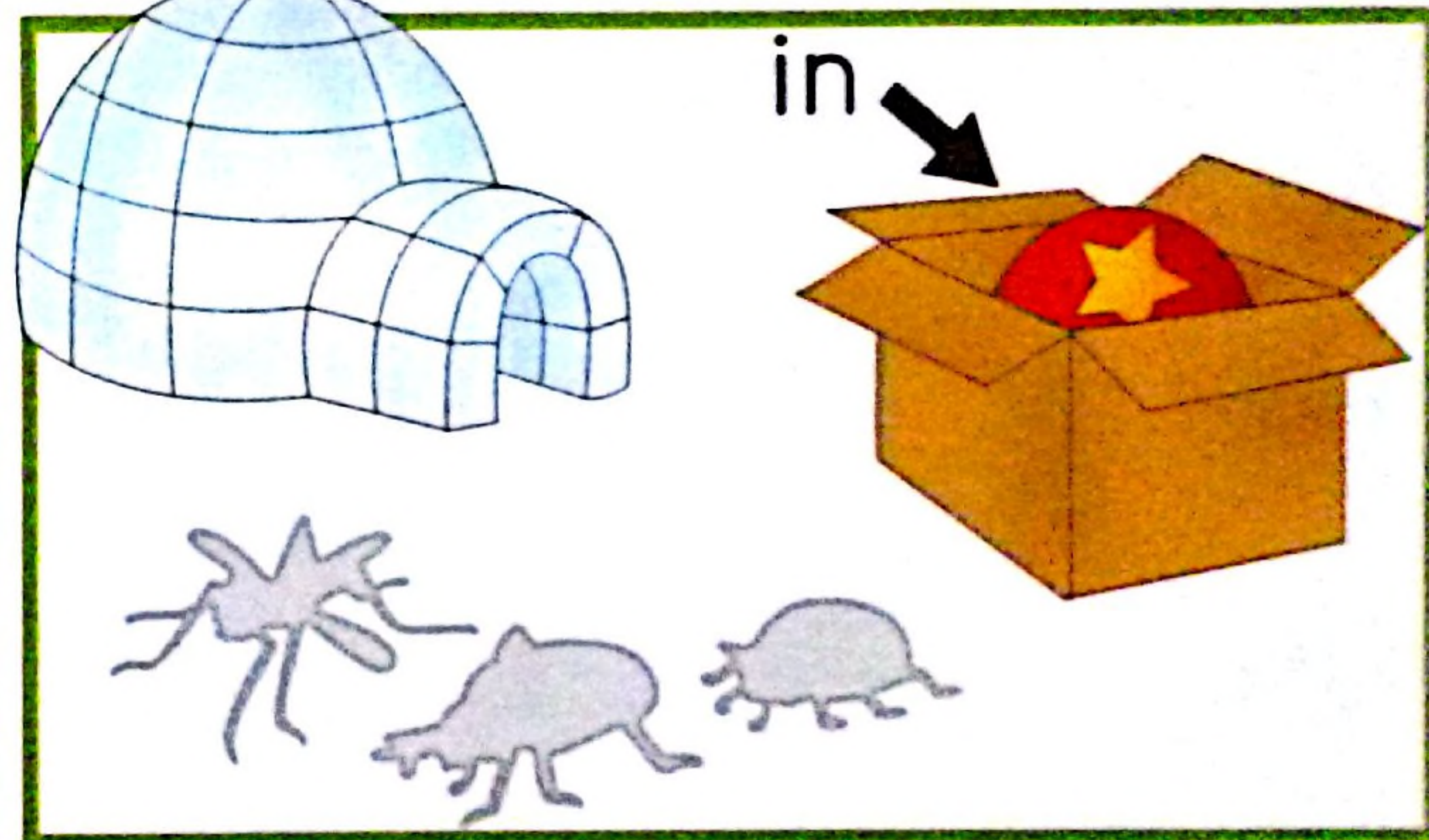



\_\_\_\_\_







Listen and stick. Say.










Trace and draw.




C c




H h



I i




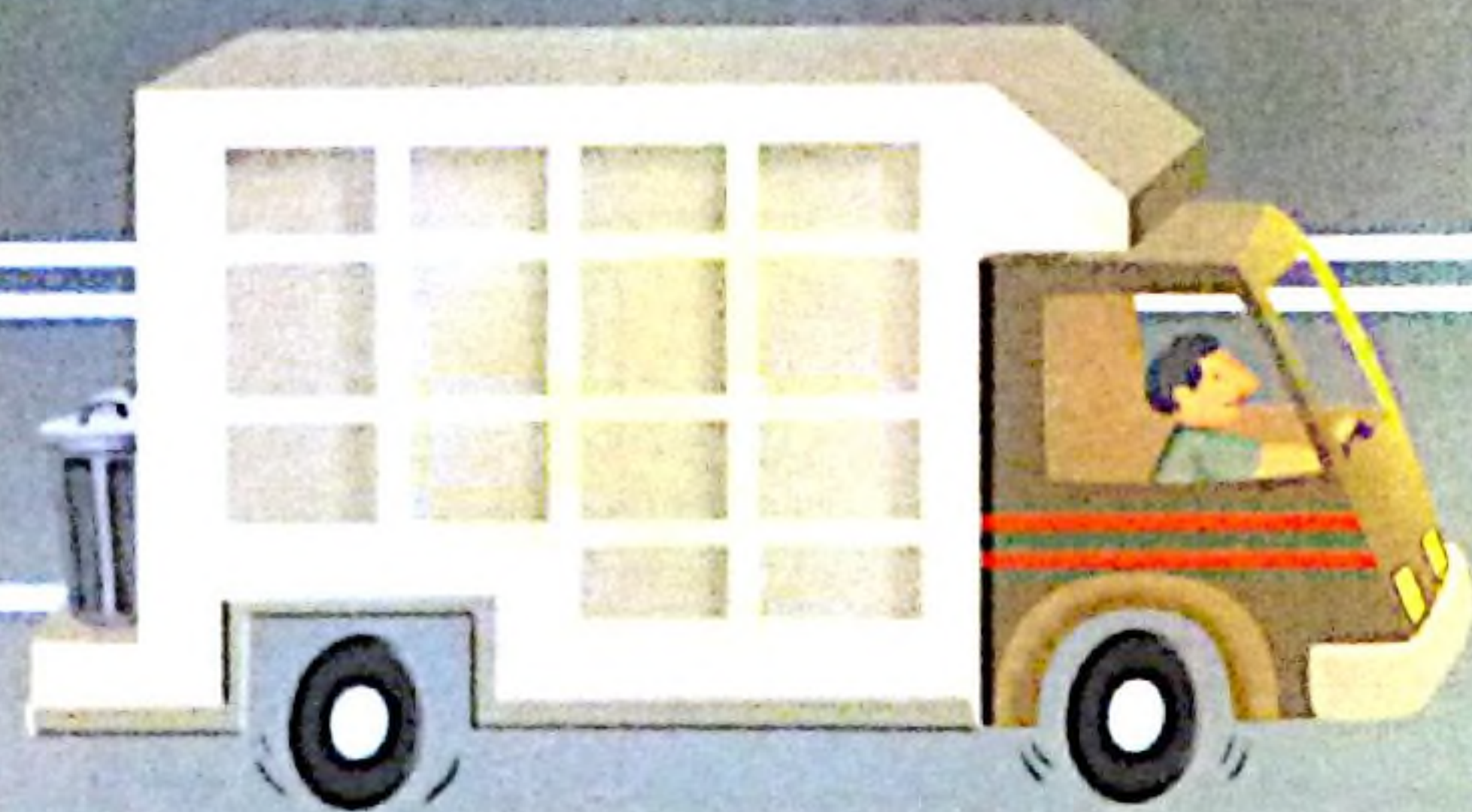

U u







Cut and paste (page 117) and/or draw. Say.



Where are they?





I can help you!



A51

# Who Can Help?

Meow!



Please come down.















Cut and paste. Say.

# Cooperate



Let's work together.









# My Finger Puppets

Cut, tape, and paste. Decorate.







Listen, Spin and say. Stick.

Unit 4  
GOOD  
JOB!



Who's that?

He's the trash collector.





# 5


# Let's Go to the Farm

Listen and point. Say.






Listen, point, and say. Trace.




barn



rooster



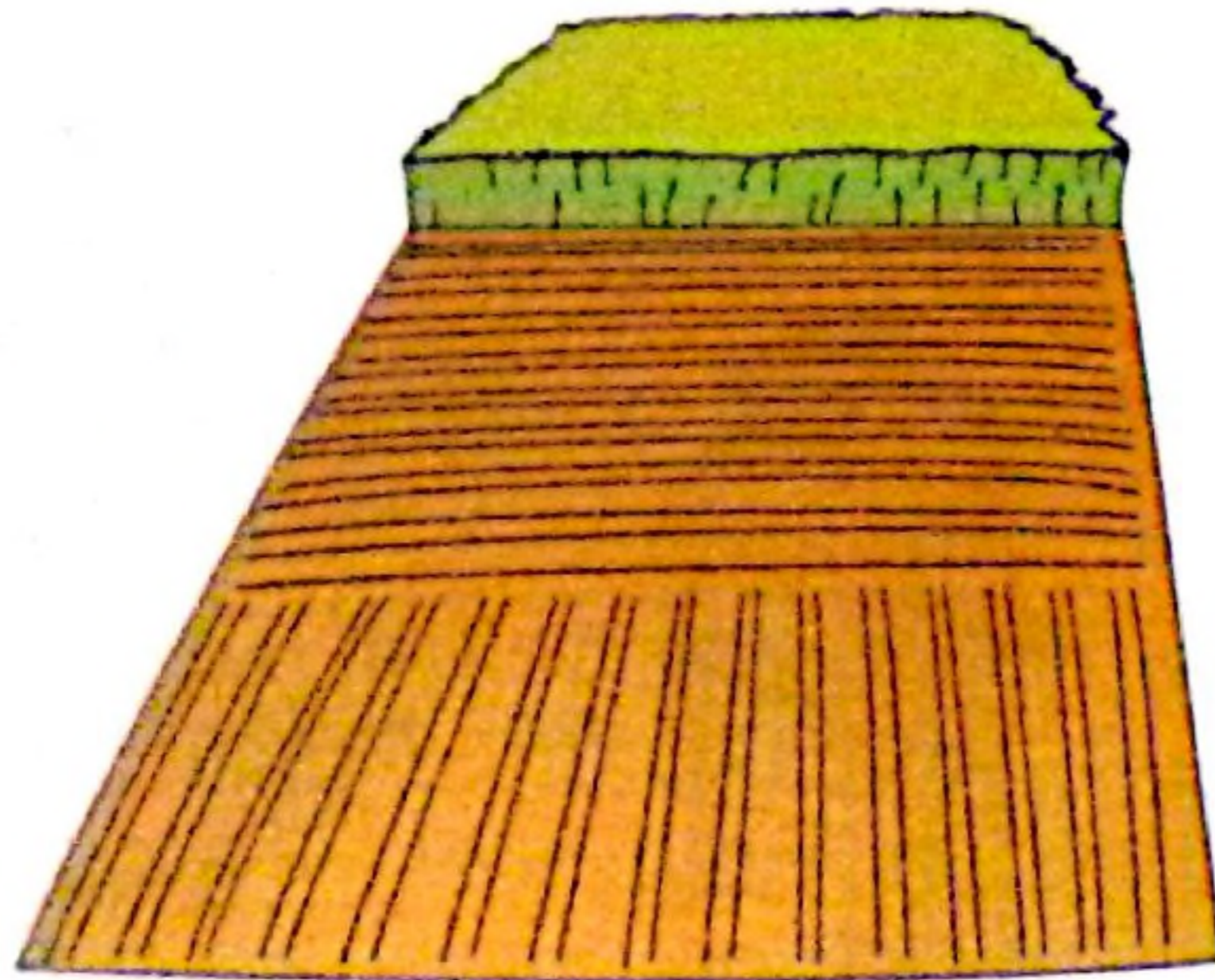
hen



cow




farmer



field




horse



sheep





Listen and point. Draw a line.










Count and write. Trace.

50 =






50 51 52 53 54 55 56 57 58 59






Listen and stick. Say.










Trace and draw.




B b




J j



Y y



R r







Cut and paste (page 117) and/or draw. Say.



Where is the horse?







Good morning!

© Pearson Education, Inc. All rights reserved.



A65

# The Farm

Look!  
Animals!



Cock-a-doodle-doo!

Neigh!

Woof!

Meow!


Moo!

Boo!





Cut and paste. Say.







# My Sheep

Trace and cut. Paste.








Listen. Point and say. Stick.



What do you see?

Unit 5  
GOOD  
JOB!



I see a barn.






# 6

# What People Wear

Listen and point. Say.







Listen, point, and say. Trace.



uniform



suit



necktie



blouse




coat



necklace




vest



hat






Look and draw.




big				
bigger				





 Count and write. Trace.


60 =  









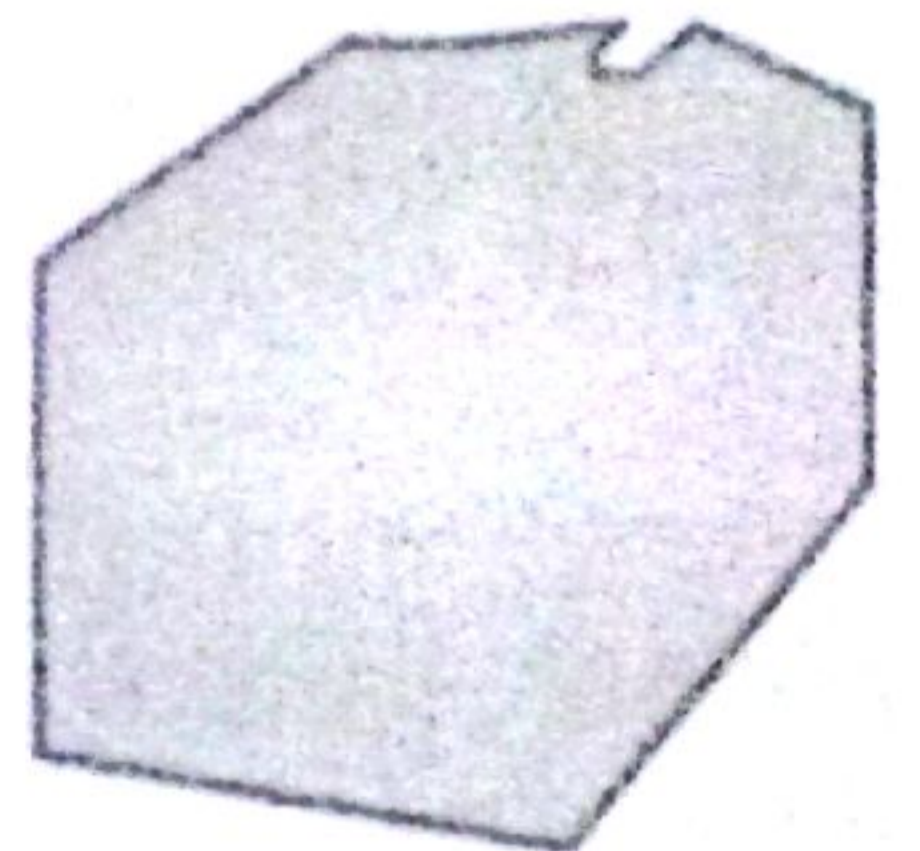
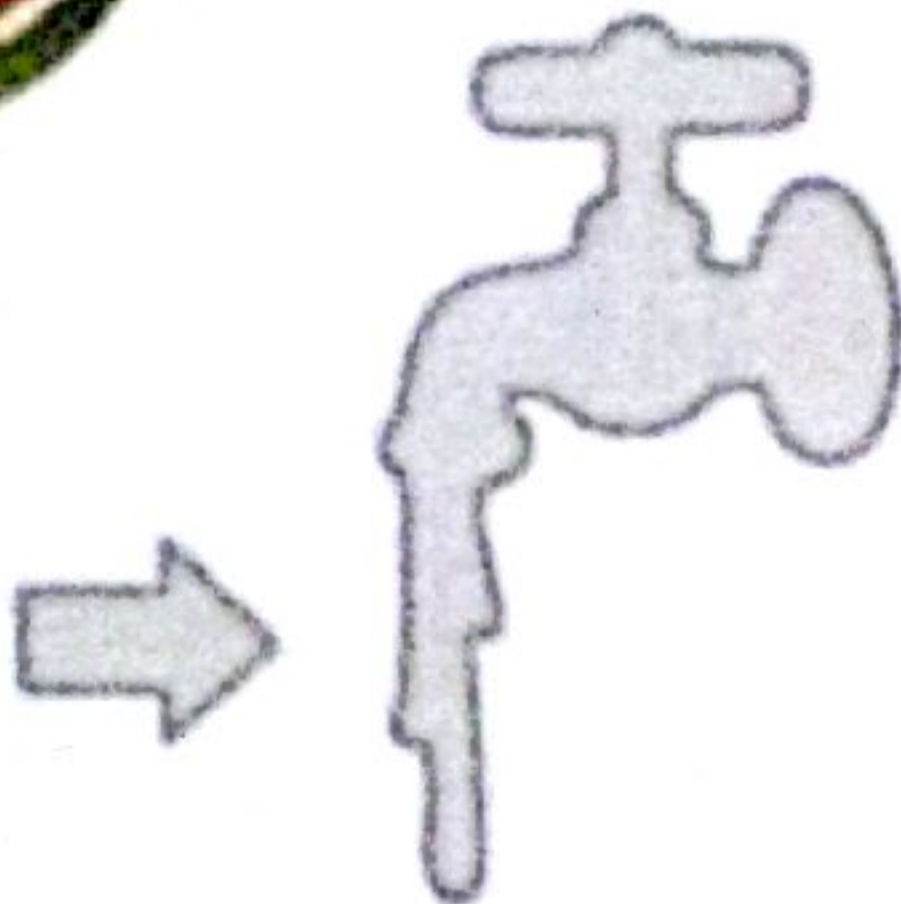
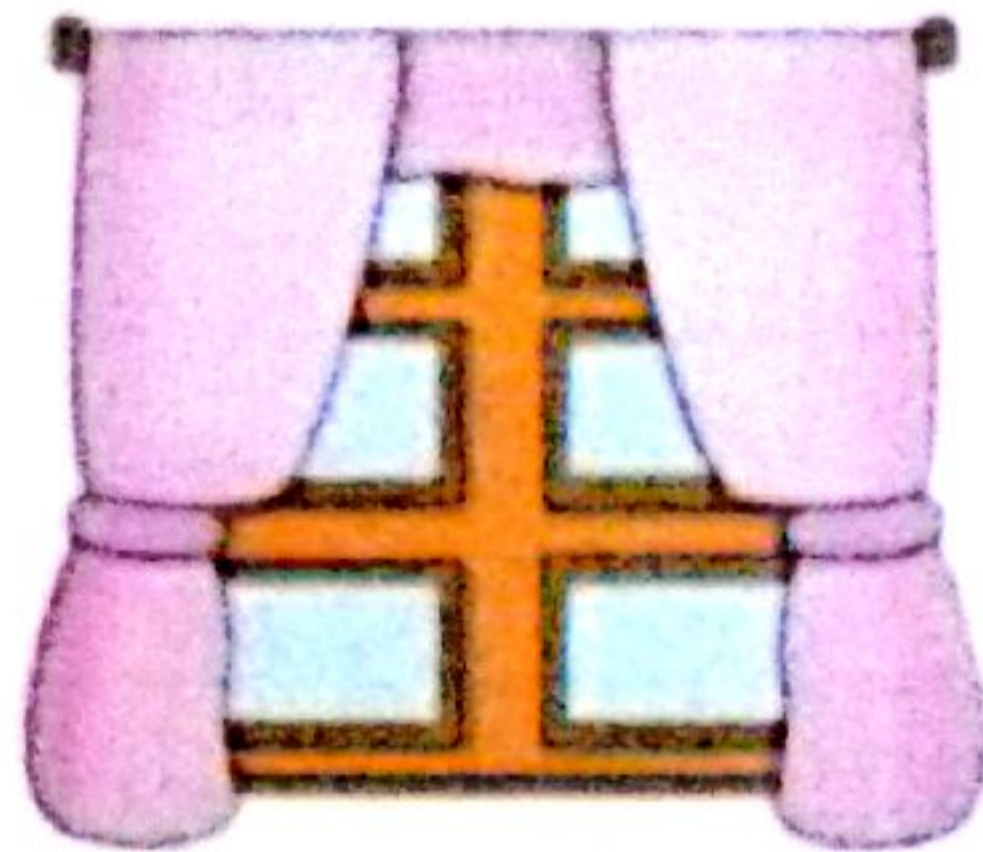




60 61 62 63 64 65 66 67 68 69





Listen and stick. Say.










Trace and draw.




K k




W w



X x



Z z







Cut and paste (page 119) and/or draw. Play with a partner.



What is he wearing?  
What is she wearing?



Clothes



I have a bigger hat!



# Shopping

Toys

Cakes





Clothes



I see hats.

Clothes


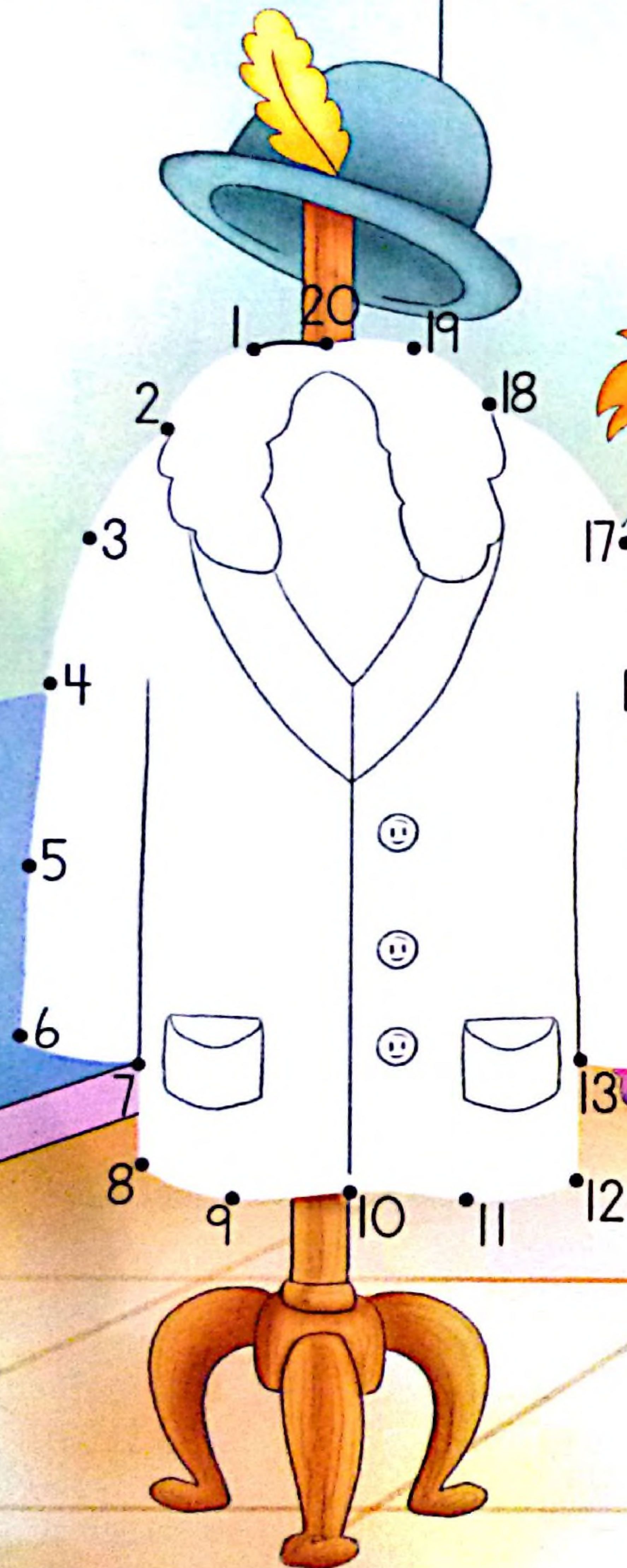


I have a big hat.






Connect the dots and color. Say.





# Our Clothes

Cut and decorate. Display.







Listen. Point, say, and circle. Stick.



What is she wearing?

She's wearing a blouse and pants.





# 7

# At the Restaurant

Listen and point. Say.



I want cake, please.

- spaghetti
- chicken
- corn
- salad
- fruit
- cake
- cool rice
- milk




Listen, point, and say. Trace.



waiter



waitress




menu




check



main dishes



fruit



vegetables




desserts

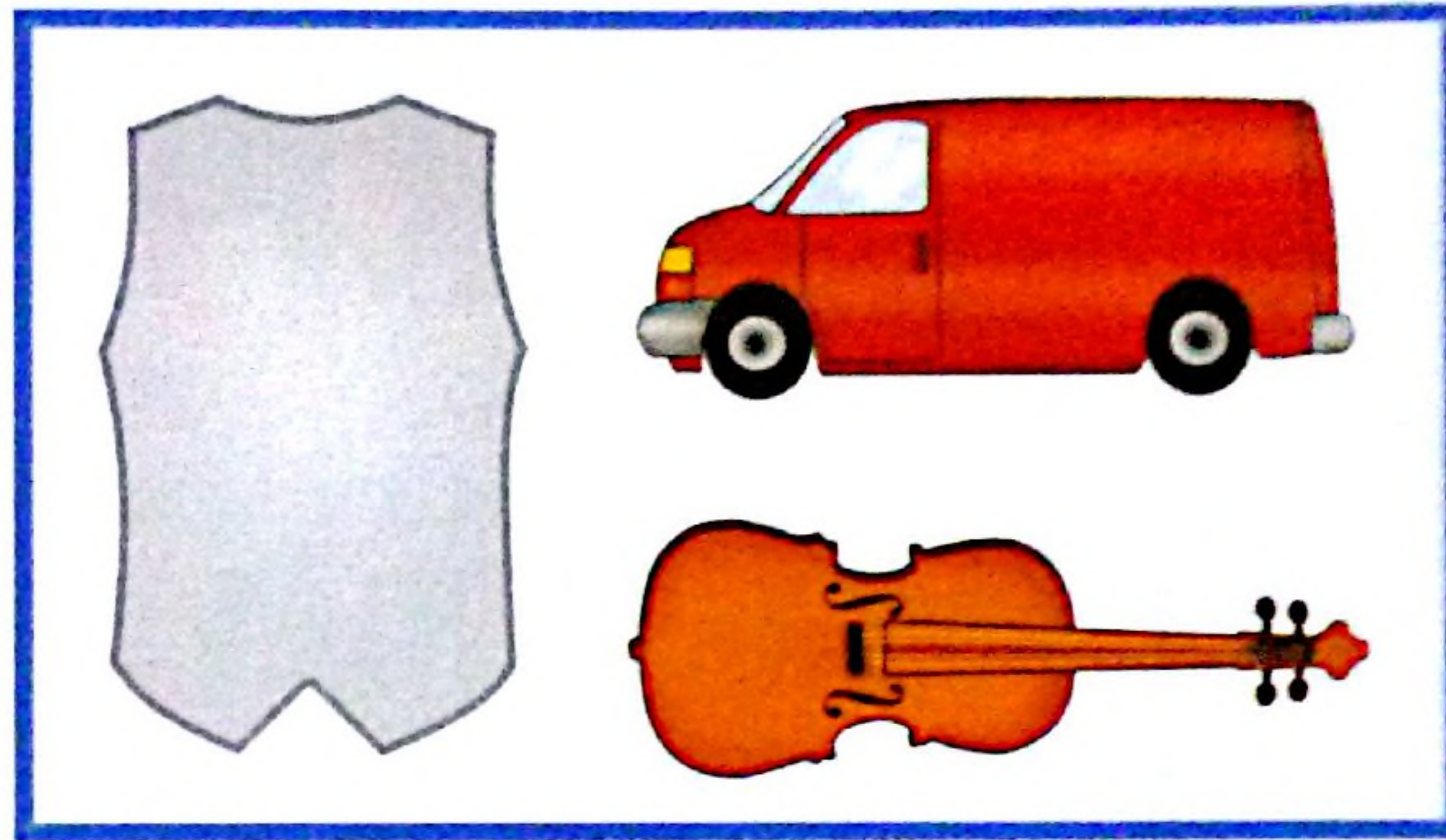





B17



Listen and stick. Say. Trace and draw.




Q q


V v




 Trace. Count and match.

70 =  








70 71 72 73 74 75 76 77 78 79





 Stick and say.

watermelon



soup



cake







Listen and circle. Write the letter.



\_\_\_ish



\_\_\_ilk



\_\_\_ake



\_\_\_pple



\_\_\_andwich





Cut and paste (page 121) and/or draw. Say.

What do you have?



main dishes

vegetables

fruit

desserts



# Restaurant



A happy  !

B23

# Let's Eat!

# Restaurant







I want , please.




The cat wants , too.






Cut and paste. Say.



Do you want some carrots?



Share





# My Picture Frame

Paint and paste. Decorate.








Listen. Spin and say. Stick.

What are those?

They are desserts.



Unit 7  
GOOD  
JOB!




Listen and point. Say.







Listen, point, and say. Trace.



airport




beach



taxi stand




mountains




train station



amusement park



mall




bus station



B29



Listen and draw a line.



first

then




last





Trace. Count and match.

80 =




80 81 82 83 84 85 86 87 88 89






Trace and read.




a hotel



a bus



a taxi




a park



90

Practice: words




 Stick and say.



I see a  .

I see a  .

I see a  .

I see a  .





Cut and paste (page 123) and/or draw. Say.



Where is she going?  
Where is he going?









Good-bye!



© Pearson Education, Inc. All rights reserved.





It is a 





It is a   
It is a 




It is a   
It is a 





Cut and paste. Say.



# Be Careful





# My Airplane


Cut. Paste and decorate.







Where are you going?



I'm going to the bus station.

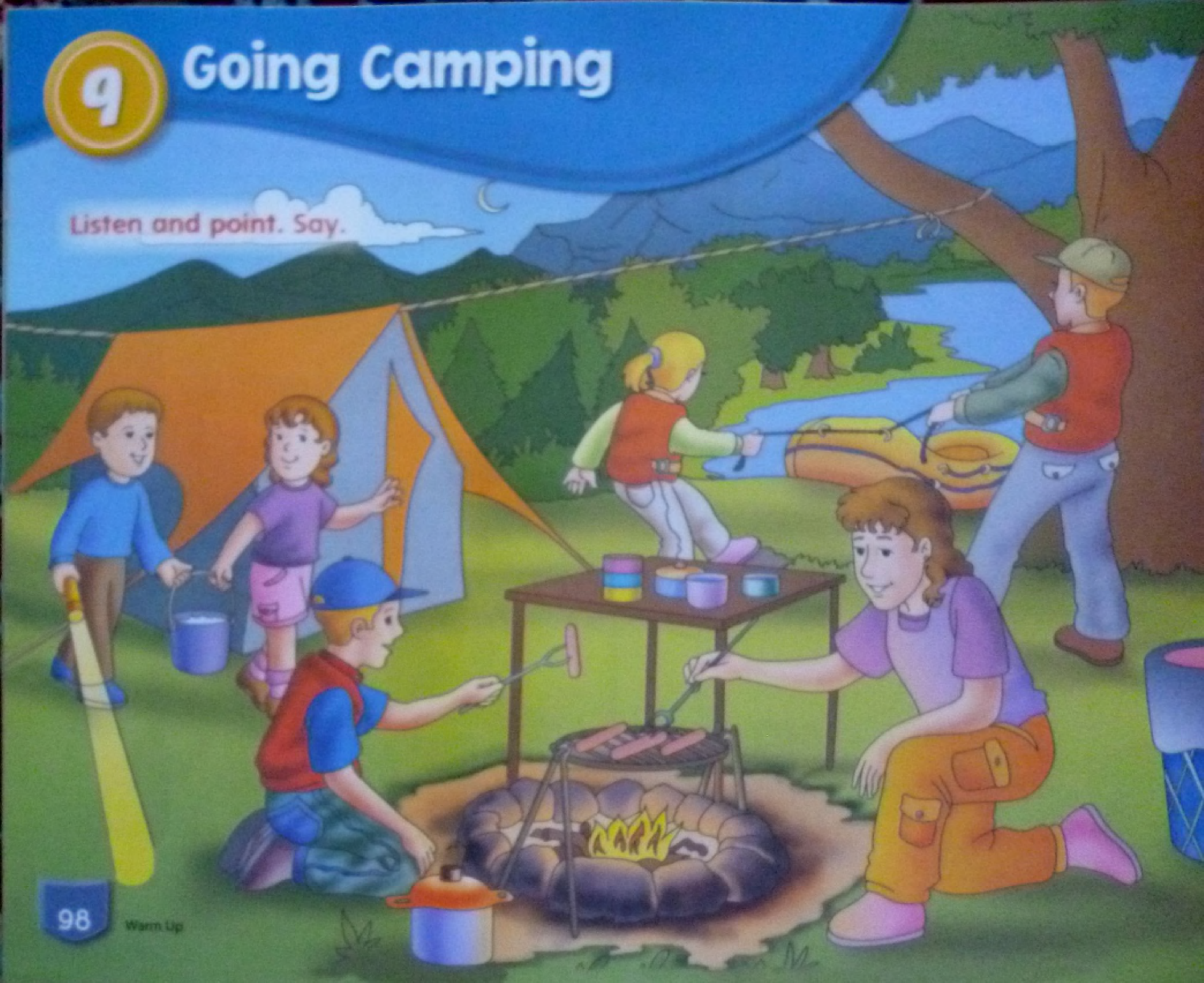




9

# Going Camping

Listen and point. Say.








Listen, point, and say. Trace.




bucket




campfire



lake




raft




flashlight



rocks



rope


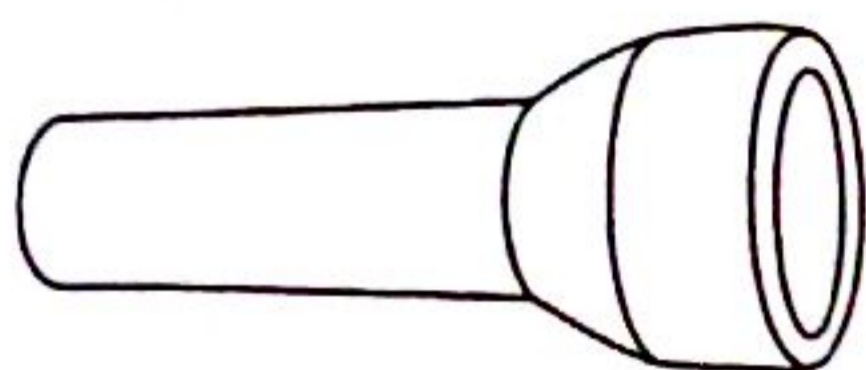
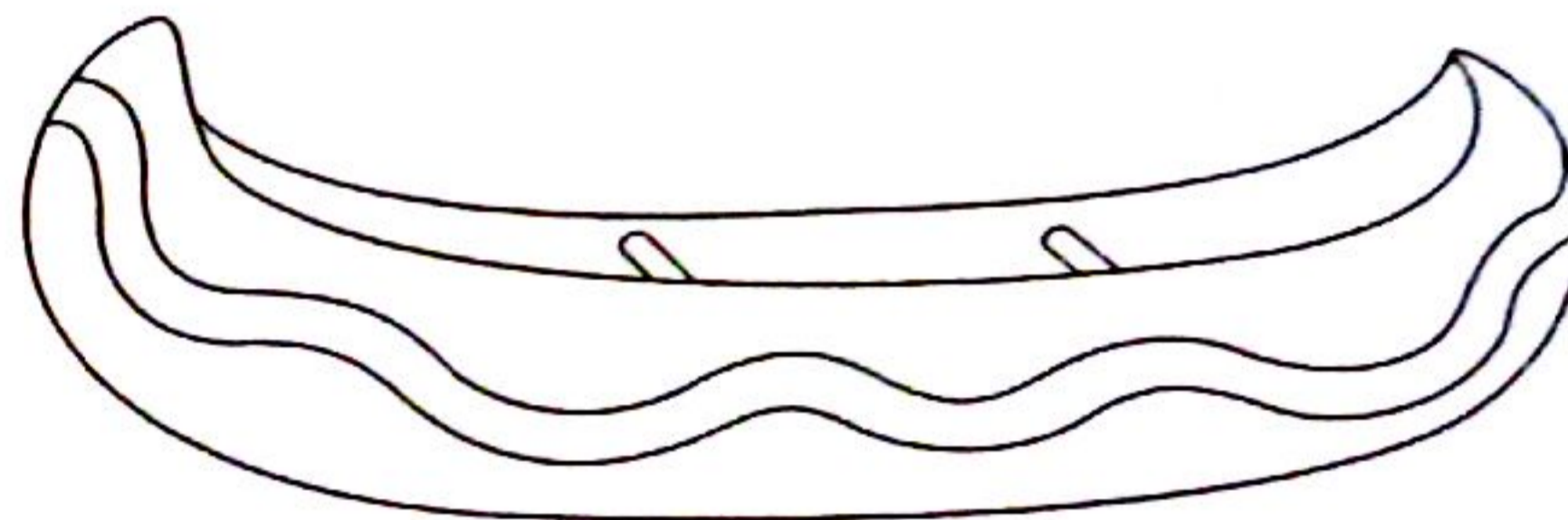
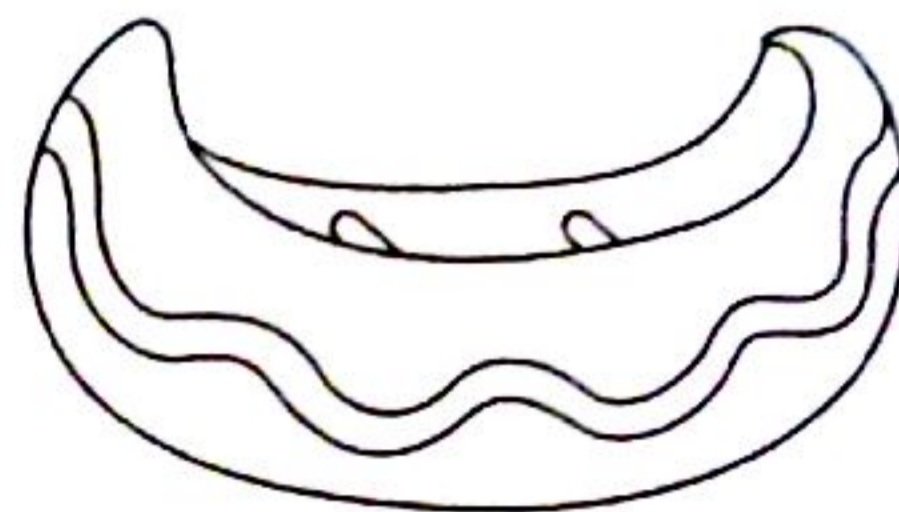


tent





Look and color. Say.




The yellow rope is short.  
The red rope is long.







Count and write. Trace.

90 =  

	
	
<input type="text"/>	<input type="text"/>

100 = 

90 91 92 93 94 95 96 97 98 99 100








Stick and say.



It is a



.



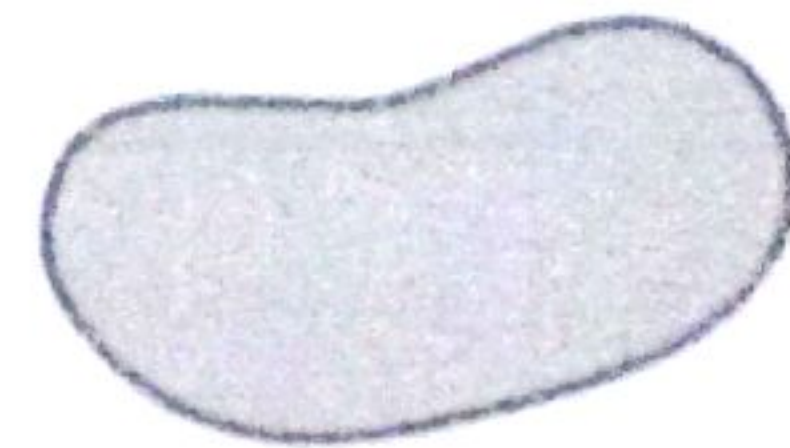
It is a



.




It is a



.



It is a




.



 Trace and write. Say.



I see a  \_\_\_\_\_.



I see a raft \_\_\_\_\_.



\_\_\_\_\_





Cut and paste (page 125) and/or draw. Say.


What are they doing?






This is fun!

© Pearson Education, Inc. All rights reserved.




B44

This Is Fun!

I see a  .





I see a .  
It is .



I see a .  
The  is on a .




# Listen to Your Parents

Values



Find and circle. Say.




Don't go into the forest.





# My Pet Rock

Paint and decorate.






What do you see?



Start



I see a lake  
and a raft.







Good-bye!



✂ Cutouts for Page 8










✂ Cutouts for Page 20

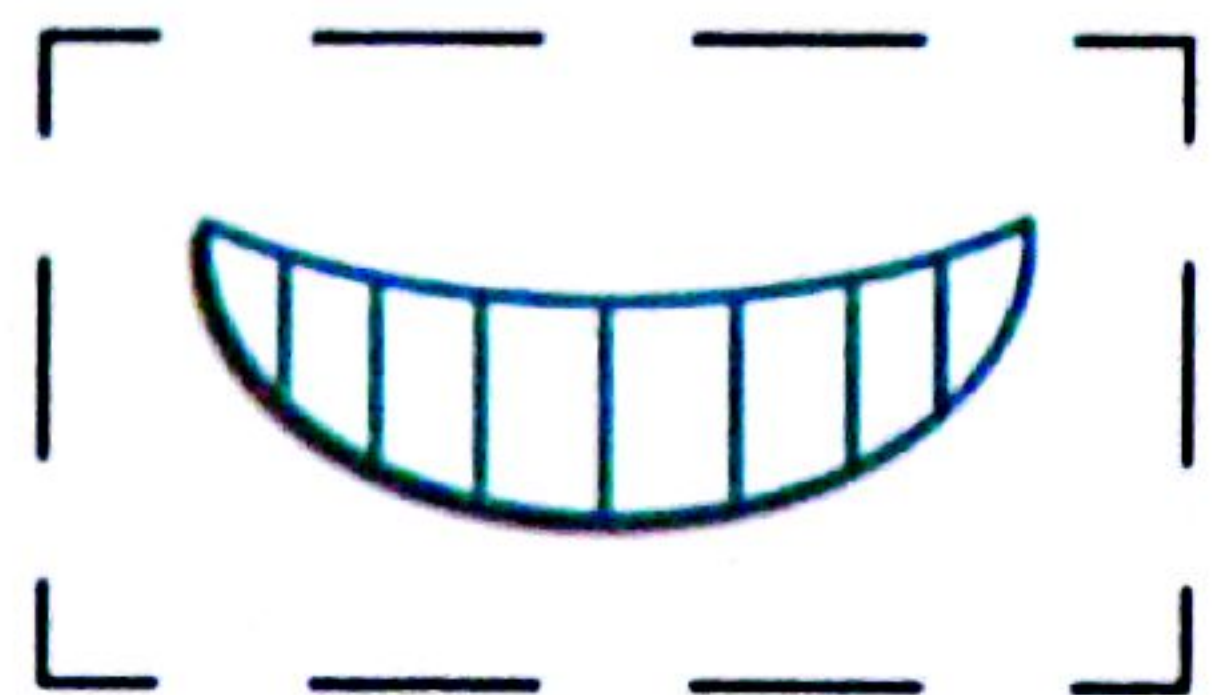












✂ Cutouts for Page 32









 **Cutouts for Pages 44 and 56**


**Unit 4**



**Unit 5**




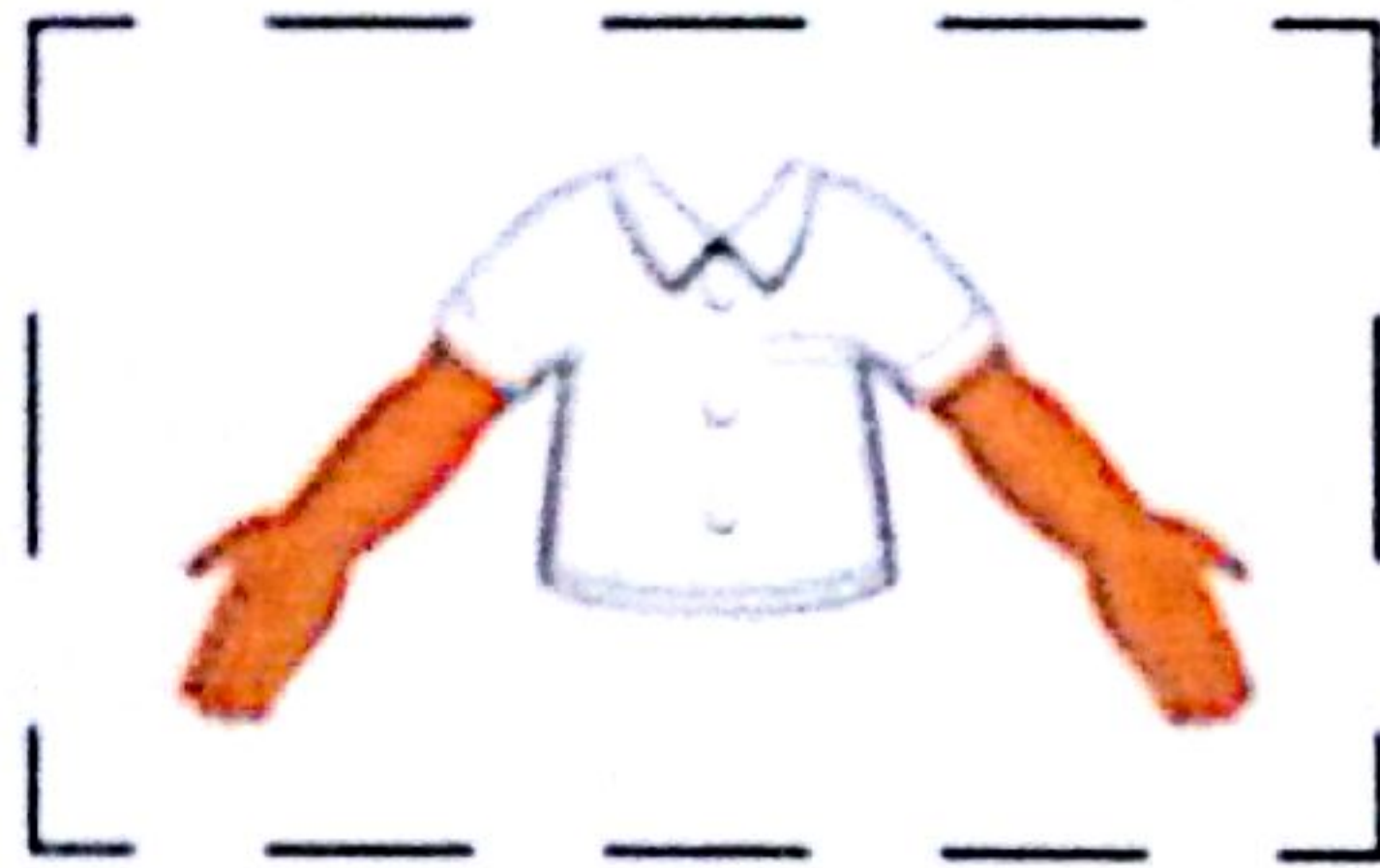









✂ Cutouts for Page 68
















✂ Cutouts for Page 80












✂ Cutouts for Page 92









✂ Cutouts for Page 104



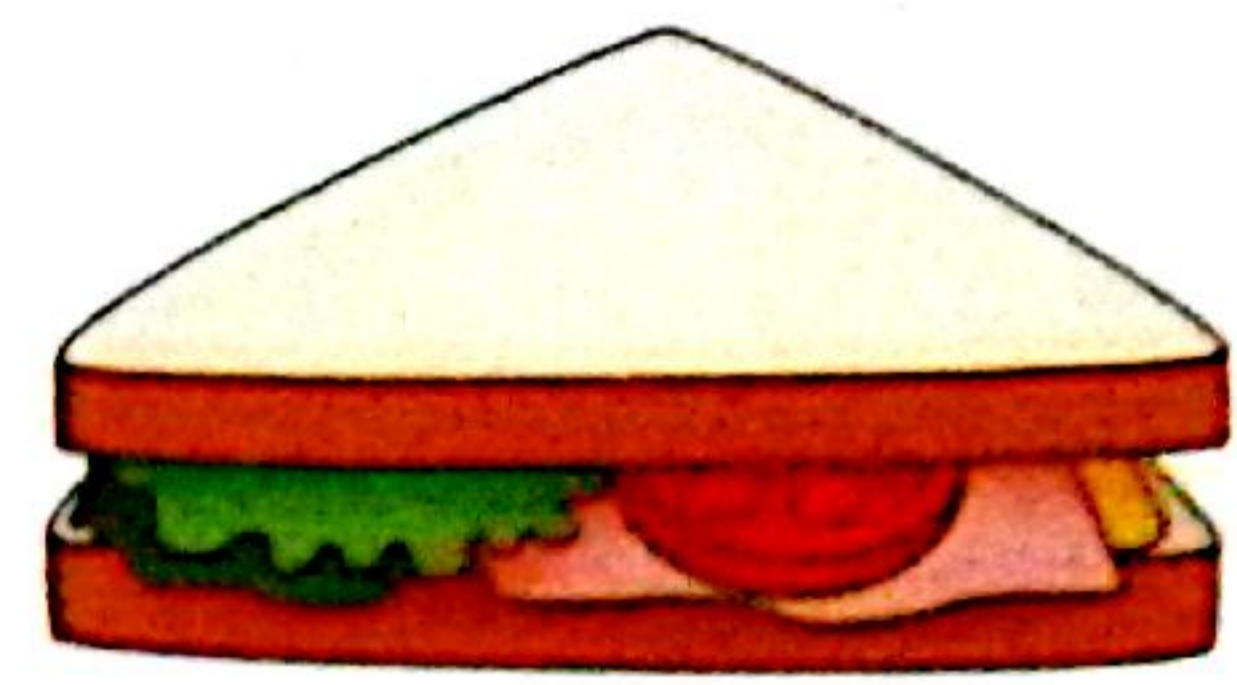










# Pockets 3, Second Edition – Stickers


Unit 1  
Page 6



Unit 2  
Page 18



Unit 3  
Page 30



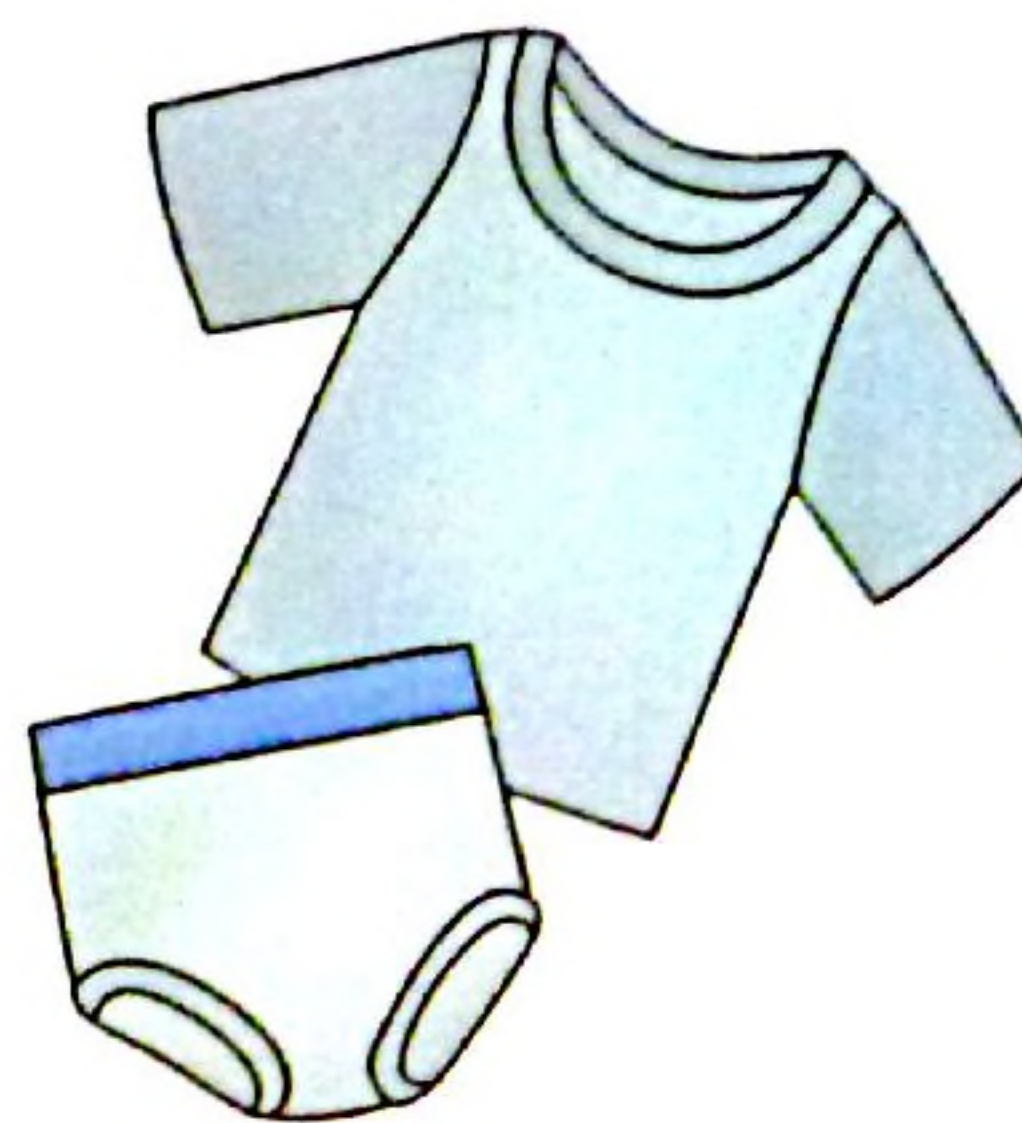






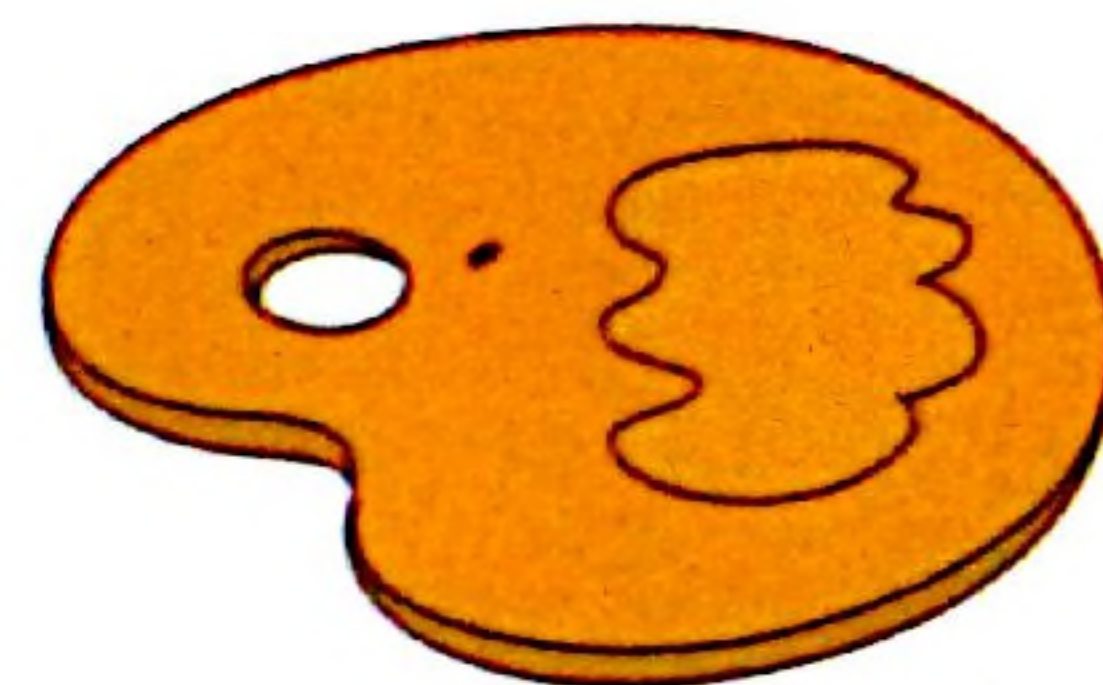



# Pockets 3, Second Edition – Stickers


Unit 4  
Page 42



Unit 5  
Page 54



Unit 6  
Page 66















# Pockets 3, Second Edition – Stickers

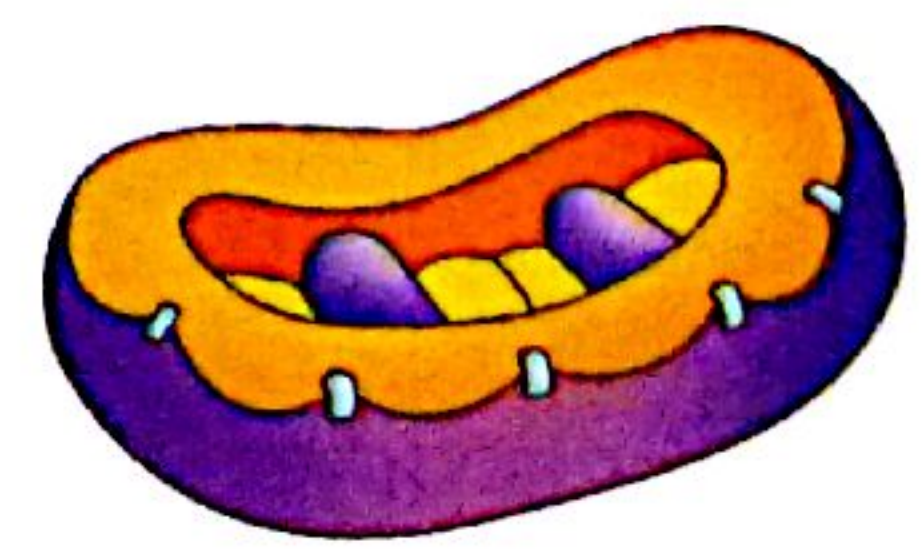

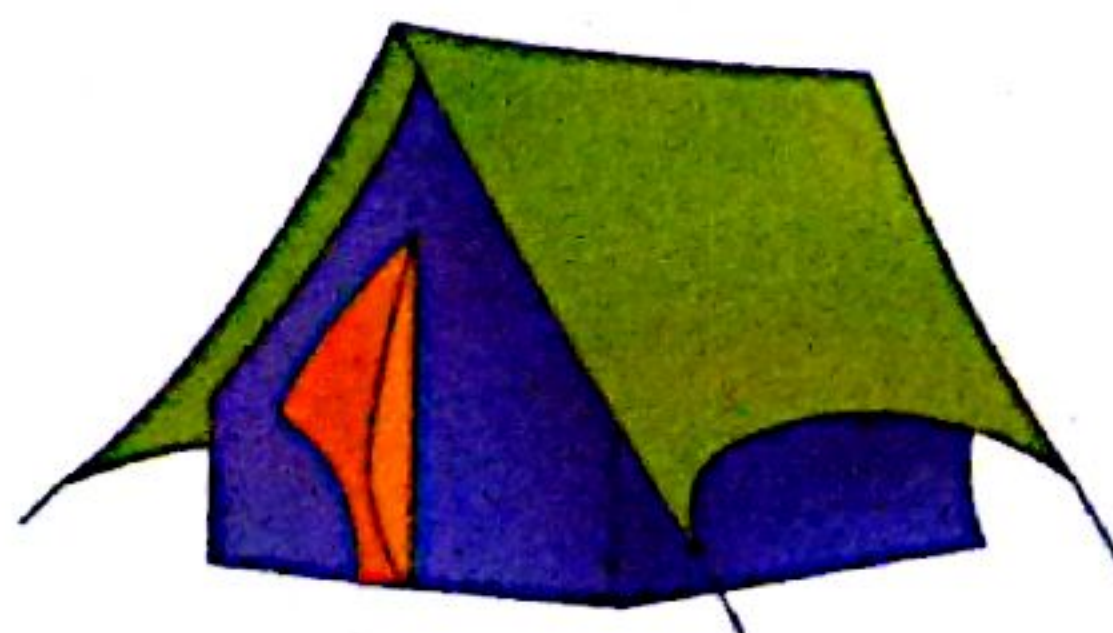
Unit 7  
Pages 76  
and 78



Unit 8  
Page 91



Unit 9  
Page 102









# Pockets 3, Second Edition – “Good Job!” Stickers













# Pockets 3

Second Edition



Reach into *Pockets, Second Edition*, for a happy, productive English classroom! This popular four-level course for children aged two to five features an easy-to-use, five-step pedagogy that supports language acquisition and skills development.

## New to the second edition

- fun hands-on projects
- a values curriculum
- more math content
- dialogue-enhanced assessments
- photographs for a real-life connection
- student CD-ROMs
- new songs and chants
- a Reading and Writing Workbook with Teacher's Notes
- a new level for two-year-olds



Pockets Companion Website  
<http://www.pearsonlongman.com/pockets>

## Components

- Student Book with CD-ROM (Levels 2 and 3)
- Workbook with Songs and Chants CD
- Reading and Writing Workbook (one for program)
- Interleaved Teacher's Edition
- Class Audio CD
- Large-format Picture Cards
- Large-format Posters
- Teacher's Bonus Pocket (one for program)
- Mascot Puppet
- Video (DVD) with Guide
- Big Book with Teacher's Notes
- Companion Website



PEARSON  
Longman



After *Pockets*,  
move on to *Backpack!*

ISBN-13: 978-0-13-603885-6  
ISBN-10: 0-13-603885-9



EAN

9 780136 038856