

Phonics



5

for Kids

Thomas Gordon Nathan Shu

pen

ten



Contents

Rime	Words	Page
-ad	bad, dad, pad, sad	2
-an	can, fan, man, pan, van	6
-at	bat, cat, fat, mat, rat	10
-en	hen, men, pen, ten	14
Review		18
-et	get, jet, net, pet, wet	20
-ig	big, dig, fig, pig, wig	24
-ot	cot, dot, hot, lot, pot	28
-un	bun, fun, run, sun	32
Review		36
Picture Dictionary		

-ad



Dad is sometimes sad, sad, sad.
Dad is never bad, bad, bad.
Dad skates in a body pad, pad, pad.
And Dad is always dad, dad, dad.







Circle the correct words. Say the sentences.



May is sad pad bad .



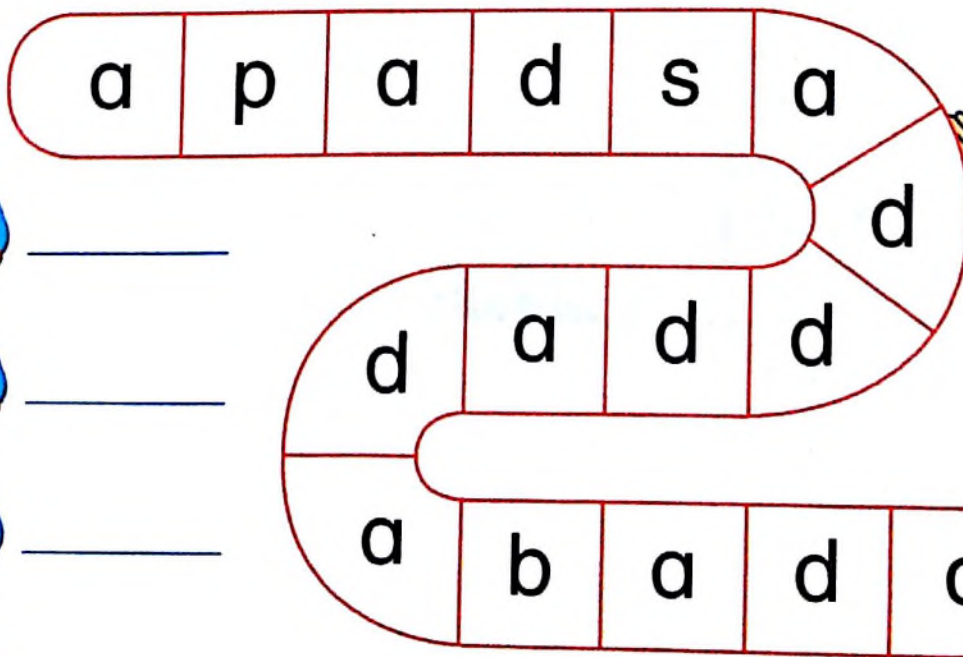
Tom is sad pad bad .



John skates in a body sad pad bad .



Color the -ad words. Write the words.






Listen carefully. Check the correct words.

- | | | | | |
|---|-----|--------------------------|-----|--------------------------|
| 1 | dad | <input type="checkbox"/> | hat | <input type="checkbox"/> |
| 2 | pad | <input type="checkbox"/> | sad | <input type="checkbox"/> |
| 3 | pad | <input type="checkbox"/> | pen | <input type="checkbox"/> |
| 4 | bad | <input type="checkbox"/> | bed | <input type="checkbox"/> |



What is your **dad** like? Draw the picture.






-an

Can the man find his fan?
Can the man find his pan?
Can the man find his van?
Yes, the man can, can, can!





A c t i v i t i e s



Match the words with the correct pictures. Say the words.



fan

pan

van



Listen carefully. Circle the correct words.

1



The man has a van pan fan .

2

The man has a pen pan van .



3



The man has a fan fin pan .






4



The pan van man has a fan.




  Color the -an words. Write the words.



n	m	a	n
f	a	n	n
n	n	p	a
n	c	a	n
v	a	n	n


-  _____
-  _____
-  _____
-  _____
-  _____

  Stick or write a letter in the to form a word.
Draw the picture.

an







-at

Look! There's a fat cat!
Look! There's a fat rat!
Look! There's a fat bat!
Where? There, on the mat!





Place the correct stickers in the boxes. Say the sentences.

There's a fat



There's a fat



There's a fat



Build the words. Write the words.


c

b

m

r

h



cat



Listen carefully. Check the correct words.

1 fat

cat

bat

2 bad

bat

bed

3 bat

mat

rat

4 fat

rat


fan



Stick or write a letter in the to form a word.


Draw the picture.

at





1st




-en




How many hens? Ten.
How many pens? Ten.
How many men? Ten.
How many now? Ten, ten, ten!





A c t i v i t i e s

 Circle the correct answers.

How many? 


	Two men. Six men. Ten men.
	Three hens. Ten hens. Six hens.
	Two pens. Ten pens. Four pens.

  Listen carefully. Check the correct words.

1	pen	<input type="checkbox"/>	pet	<input type="checkbox"/>	pot	<input type="checkbox"/>
2	hen	<input type="checkbox"/>	fan	<input type="checkbox"/>	men	<input type="checkbox"/>
3	ten	<input type="checkbox"/>	men	<input type="checkbox"/>	pen	<input type="checkbox"/>
4	ten	<input type="checkbox"/>	van	<input type="checkbox"/>	hen	<input type="checkbox"/>



Circle the **-en** words. Write the words.











Draw lines to link the rhyming words. Say the words.



men




pan



hen



pen



mat



10

ten



sad

R e v i e w



Fill in the missing letters. Say the words.



b _ _ _



p _ _ _



p _ _ _



s _ _ _

ad


an

at

en



h _ _ _



f _ _ _



body p _ _ _



c _ _ _



Listen carefully. Circle the correct words.

1

bad

dad

bat

2

can

man

van

3

fat

fan

mat

4

ten

men

hen



Circle the rhyming words.

cat

fat

fan

bat

sad

bad

pen

van

pan

hen


men

ten



-et

Can you get me a jet?
Can you get me a net?
Can you get me a pet?
No, no, no. They're wet, wet, wet!





A c t i v i t i e s



Match the words with the correct pictures. Say the questions.

jet ?



net ?



pet ?



Can you get me a



Circle the **-et** words. Write the words.



t	g	e	t
n	e	t	t
p	e	t	t
t	w	e	t

1 _____

2 _____

3 _____

4 _____



Listen carefully. Circle the correct words.

1

jet

pet

get

2

pet

mat

net

3

pen

pet

pot

4

bat

bed

get



Join the dots. What can you **get**? Color the picture and write the word.





-ig

I have a big, big fig.
I have a big, big wig.
I have a big, big pig.
I have to dig, dig, dig!




A c t i v i t i e s



Place the correct stickers in the boxes. Say the sentences.



I have a big



I have a big



I have a big



Listen carefully. Check the correct words.

- | | | | | | | |
|---|-----|--------------------------|-----|--------------------------|-----|--------------------------|
| 1 | dig | <input type="checkbox"/> | wig | <input type="checkbox"/> | big | <input type="checkbox"/> |
| 2 | fan | <input type="checkbox"/> | fat | <input type="checkbox"/> | fig | <input type="checkbox"/> |
| 3 | pig | <input type="checkbox"/> | pet | <input type="checkbox"/> | pen | <input type="checkbox"/> |
| 4 | big | <input type="checkbox"/> | bed | <input type="checkbox"/> | pig | <input type="checkbox"/> |



Color the **-ig** words.




b	i	g	g
g	w	i	g
p	i	g	g
f	i	g	g



Stick or write a letter in the to form a word.
Draw the picture.


ig



-ot

Wow! You have a lot of pots!
Wow! You have a lot of cots!
Wow! You have a lot of dots!
Wow! You have lots, lots, lots!






A c t i v i t i e s




Place the correct stickers in the boxes. Say the sentences.


It is a dot



It is a cot



It is a pot



Build the words. Write the words.

d

c

p

l

h



dot



Listen carefully. Check the correct words.

1

You have a lot of	pens		.
	pots		
	pets		

2

You have a lot of	cats		.
	hats		
	cots		

3

You have a lot of	dots		.
	dogs		
	pan		



Draw lines to link the rhyming words. Say the words.



hot



net

lot



pot



cot



pig



dot



pen



-un

Let's go out in the sun.
Let's go for a long run.
Let's eat a yummy bun.
Let's have a lot of fun!



A c t i v i t i e s



Circle the correct words. Say the sentences.

It's **fun** to go out in the

run	sun	bun
-----	-----	-----

It's **fun** to go for a long

run	bun	sun
-----	-----	-----

It's **fun** to eat a yummy





run	sun	bun
-----	-----	-----



Color the **-un** words. Write the words.



s u n u b u
f n n
f u
n
r u n

-  _____
-  _____
-  _____
-  _____



Listen carefully. Check the correct words.

1 fun bun sun

2 bun sun bed

3 fig fan fun

4 run fun sun



Draw lines to link the rhyming words. Say the words.



sun



van



run



hen



fun



bun



cat



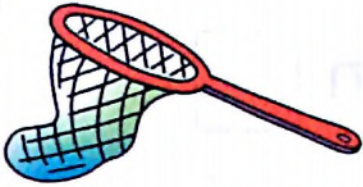
gun

R e v i e w



Fill in the missing letters. Say the words.

et ig ot un



n _ _ _



p _ _ _



s _ _ _



d _ _ _



w _ _ _



j _ _ _



b _ _ _



p _ _ _




Listen carefully. Check the correct words.

1	get	<input type="checkbox"/>	wet	<input type="checkbox"/>	pet	<input type="checkbox"/>
2	dig	<input type="checkbox"/>	big	<input type="checkbox"/>	fig	<input type="checkbox"/>
3	lot	<input type="checkbox"/>	cot	<input type="checkbox"/>	cat	<input type="checkbox"/>
4	run	<input type="checkbox"/>	fun	<input type="checkbox"/>	bun	<input type="checkbox"/>

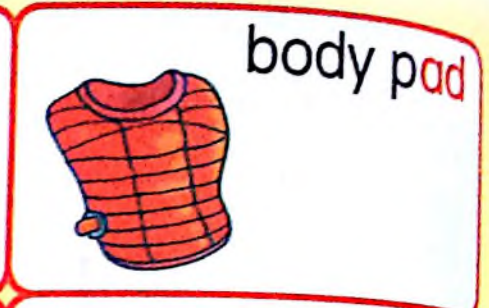


Circle the rhyming words.






P i c t u r e D i c t i o n a r y





-ad



-an



-at




P i c t u r e D i c t i o n a r y


-en




hen



men




pen



ten


-et



get



jet



net




pet



wet

-ig




big



dig



fig



pig



wig

P i c t o r e D i c t i o n a r y

-ot

cot




dot



hot



lot



pot



-un

bun



fun



run



sun



pen

ten



Phonics for Kids 5

Phonics for Kids is a six-level series specially written for young children. Each unit deals with one letter sound or a phonic feature. It begins with an interesting story or a rhyme and is followed by a song and some fun activities. Useful phonics skills are taught in a systemic and enjoyable way.

Teaching phonics is an effective strategy that helps children learn reading and writing quickly. It is also a useful self-help tool for children to rely on when they encounter new words in listening, speaking, reading and spelling activities.

Learning phonics at an early age helps children develop both phonemic and print awareness. It is key to their future success in learning English.

The series includes:

- Student's Books 1-6
- Teacher's Guides 1-6
- Cassette Tapes and CDs 1-6
- Big Books 1-6
- Phonics Cards 1-6



PEARSON

ISBN 962-00-5497-0



9 780620 054976