

6

With Student
Audio CD



LET'S GO


4th
Edition

STUDENT BOOK



R. Nakata
K. Frazier
B. Hoskins
C. Graham

OXFORD



Ritsuko Nakata

Karen Frazier

Barbara Hoskins

songs and chants by Carolyn Graham

OXFORD
UNIVERSITY PRESS

Table of Contents

Let's Remember 2

Unit 1 **School Days** 4

Unit 2 **At the Aquarium** 12

Let's Review Units 1 and 2 ... 20

Unit 3 **Going Shopping** 22

Unit 4 **Around Town** 30

Let's Review Units 3 and 4 ... 38

Unit 5 **Explore the World** 40

Unit 6 **Doing Things** 48

Let's Review Units 5 and 6 ... 56

Unit 7 **About Me** 58

Unit 8 **In the Future** 66

Let's Review Units 7 and 8 ... 74

Syllabus 76

Word List 78



Kate



Andy



Jenny



Scott



Let's Talk



Let's Learn



Let's Learn More



Let's Read



Let's Review

Let's Remember

A Listen, point, and say.

CD 1
02

Look at this boat.
It's colorful!

Look at that one!
It's very large.

Rick is faster than Tom.

Which one is faster?

I think I'll play tennis.
What about you?

A cartoon illustration of a young boy with dark hair, wearing an orange and white striped long-sleeved shirt and blue pants. He is sitting at a wooden table, holding a white glass of orange juice in his right hand. On the table, there is a white plate and a blue napkin. The background is a solid green color.



Unit 1 School Days

Let's Talk



A Listen and say.

CD 1
03



Kate: Whose scarf is that?

Jenny: It's Anna's scarf.

Kate: Whose mittens are those?

Jenny: They're hers, too.



Kate: Is that her glove, too?

Jenny: No, it isn't. I think it's Jim's glove.

Kate: Which boy is Jim?

Jenny: He's the boy over there.



Jenny: Jim, I think this is yours.

Jim: Oh! Thanks for finding it.

Jenny: You're welcome.

CD 1
04

Thanks for finding it.
You're welcome.

B Practice the words. Ask and answer.

CD 1
05

1. scarf

2. mittens

3. gloves

4. glasses

5. belt

6. watch



Kate

Andy

Jenny

Scott

Anna

Jim

CD 1
06

Whose scarf is that?
It's Anna's scarf.
It's hers.

my scarf = mine
her scarf = hers
his scarf = his
your scarf = yours

C Listen and sing.

CD 1
07

Whose Boots Are These?

Whose boots are these?

Whose boots are these?

Whose boots are these?

They're mine. They're my boots.

Whose boots are those?

Whose boots are those?

Whose boots are those?

They're mine. They're my boots.



Whose boots are these?

Whose boots are these?

Whose boots are these?

They're mine.

Are you sure they're yours?

All of them?

Yes, I'm sure they're mine.



Let's Learn



A Learn the words.

CD 1
08



1. watering the plants



2. feeding the fish



3. writing on the board



4. talking to the teacher



5. reading a textbook



6. writing an essay

B Ask and answer.

CD 1
09

There is a new teacher in the class. She is learning the names of her students.



Which boy is Scott?

He's the boy who is watering the plants.

C Ask and answer.

CD 1
10



Which girl is Lisa?

She's the girl who is writing an essay.

D Listen and chant.

CD 1
11

Kim's Father Was Born in Seoul

Kim's father was born in Seoul.

They speak Korean at home.

Which man is Kim's father?

He's the man who's waiting
for the phone.



Ann's sister was born in Rome.

They speak Italian at home.

Which girl is Ann's sister?

She's the girl who's standing
by the phone.

Ken's brother was born in Japan.

They speak Japanese at home.

Which boy is Ken's brother?

He's the boy who's talking
on the phone.

Let's Learn More



A Learn the words. ^{CD 1} 12



1. talking on his cell phone



2. reading a magazine



3. walking in the park



4. drinking some water



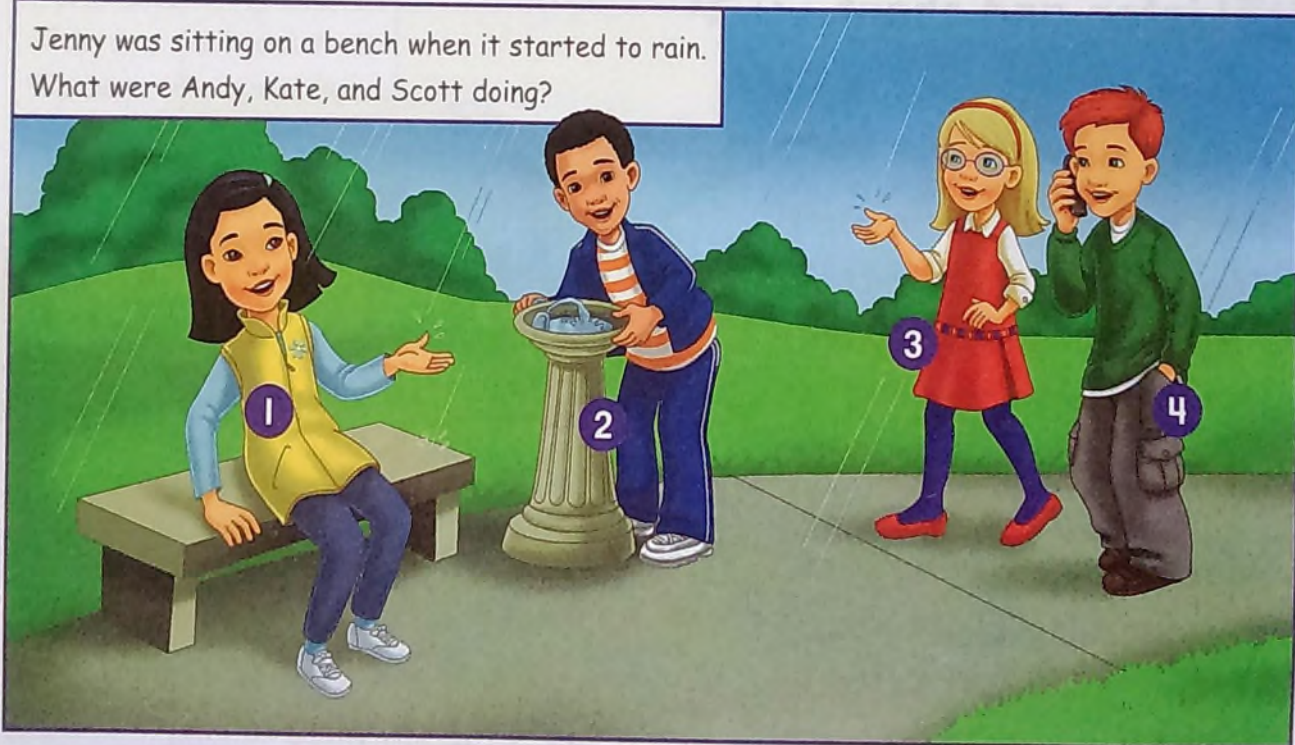
5. playing a game



6. sitting on a bench

B Make sentences. ^{CD 1} 13

Jenny was sitting on a bench when it started to rain.
What were Andy, Kate, and Scott doing?



Jenny was sitting on a bench when it started to rain.

C Play a game. Ask and answer.

CD 1
14

What was **she** doing when it started to rain?
She was **skateboarding** when it started to rain.



D Ask your partner.

CD 1
15



What was she doing when she heard the noise?



What was he doing when he saw the skunk?

hear	→	heard
see	→	saw



A Listen and read along. Then read again.

CD 1
16

THE FIRST ICE POP



Do you like ice pops? A young boy made the first ice pop in 1905.

One cold night, Frank was making soda water outside. He mixed soda powder and water in a cup. He was mixing the soda with a straw when he heard his mother. "Come inside, Frank," she said.

Frank forgot to take his cup with him. In the morning, he saw the cup. The soda water was frozen. He pulled the frozen soda out of the cup.

It was an ice pop!



New Words

ice pop
soda
mix
soda powder
straw
freeze → frozen

B Choose the correct answer.

CD 1
17

- Who made the first ice pop?
- When did Frank make the ice pop?

☐ Frank

☐ in 1905

☐ Frank's mother

☐ outside

C Understand the vocabulary.

The soda water was **frozen**.

What does **frozen** mean?

a.



b.



c.



D Ask your partner.

1. Have you ever made an ice pop? What flavor was it?
2. Why did the soda water freeze?

E Listen and write. Do you hear **aw** or **ow**?

CD 1
18



1. c _____



2. s _____



3. p _____ der



4. str _____

F Learn about words. Read and write.

I mix soda water every day.

I mixed soda water yesterday.

mix + **ed** = mixed

1. pull + ed = _____

2. paint + ed = _____

3. play + ed = _____

4. talk + ed = _____

Unit 2 At the Aquarium

Let's Talk



A Listen and say.

CD 1
19



Scott: What a great day!

Kate: It sure was! But I'm tired now.

Scott: Me, too. We really walked a lot.



Kate: What did you like best?

Scott: I think I liked the penguins best.

Kate: They were cute.

Scott: What about you?



Kate: I liked the sharks.

Scott: They were scary!

CD 1
20

What a great day!
It sure was!

B Say these. CD 1 21



1. She was amazed.
The penguins were amazing.



2. He was bored.
The movie was boring.



3. She was interested.
The book was interesting.



4. He was tired.
The race was tiring.



5. He was excited.
The ride was exciting.



6. She was scared.
The shark was scary.

C Listen and chant. CD 1 22

The Racing Chant

Look at those kids!
Look at them run!
This is exciting!
This is fun!

I'm excited!
Look at them run!
This is exciting!
This is fun!



Let's Learn



A Learn the words.

CD 1
23



1. an aquarium



2. a tour



3. a lecture



4. an exhibit



5. a shark



6. an octopus

B Make sentences.

CD 1
24

Andy and Jenny had a great day at the aquarium. All the exhibits were exciting. What was scary? What was interesting? What was amazing? What was tiring?



The **shark** was **scary**.


scary amazing
interesting tiring

C Make sentences.


CD 1
25



1. exhibit / amazing / amazed



2. sharks / exciting / excited



3. lecture / boring / bored



4. aquarium / interesting / interested

The exhibit was amazing. She was amazed.

D Listen and chant.

CD 1
26

The Aquarium Chant

The aquarium was amazing.

I was amazed.

The sharks were really scary.

But they weren't scared.

The dolphins were exciting.

The kids were very excited.

But Grandma thought it was boring.

She was really bored.



Let's Learn More



A Learn the words.

CD 1
27



1. a jellyfish



2. a sea turtle



3. a squid



4. a video



5. a ride



6. a pedal boat

B Make sentences.

CD 1
28

The children were talking about the aquarium. What did they say?



1 The sea turtles are amazing.

2 The jellyfish is boring.



3 The ride is exciting.

4 The pedal boat is tiring.

Kate said the sea turtles were amazing.

is → was
are → were

C Play a game. What did they say?

CD 1
29

He said **he was amazed**. She said **the squid was scary**.

Start

I'm amazed.

The squid is scary.

She is excited.

The lecture is boring.

He is scared.

End

They're tired.

The pedal boat is tiring.

The sea turtles are amazing.

The video is interesting.

The ride is exciting.

D What about you?

What do you think is exciting?

What do you think is boring?




A Listen and read along. Then read again.

CD 1
30

Waves in a Bottle

Do you like to look at waves when you go to the beach? You can look at waves in a bottle, too!



1. First, wash a bottle so you can reuse it. Put some water and a little blue color into the bottle.



2. Next, put oil into the bottle. You can put in some glitter, too.



3. Put some glue around the bottle cap and close the bottle. Close it tight!

When you move the bottle, you'll see waves!



New Words

waves
reuse
oil
glitter

B Choose the correct answer.

CD 1
31

1. What do you do first?

☐ wash the bottle

☐ close the bottle

2. What do you do last?

☐ wash the bottle

☐ close the bottle

C Understand the vocabulary.

First, wash the bottle so that you can **reuse** it.

What does **reuse** mean?

a.



b.



c.



D Ask your partner.

1. Do you like to go to the beach?
2. What do you like to do at the beach?

E Listen and write. Do you hear **oi** or **oo**?

CD 1
32



1. c ____ n



2. b ____ k



3. ____ l



4. c ____ k



5. l ____ k

F Learn about words. Read and write.

You can use a bottle.

Wash a bottle so that you can reuse it.

re + use = reuse

1. reread = re + _____

2. replay = re + _____

3. review = re + _____

4. remix = re + _____

Let's Review



A Listen and check.

CD 1
33

1.



A ☐



B ☐



C ☐

2.



A ☐



B ☐



C ☐

3.



A ☐



B ☐



C ☐

4.



A ☐



B ☐



C ☐

B Listen and check. What did they say?

CD 1
34

1. A ☐ scared

2. A ☐ exciting

B ☐ scary

B ☐ excited

C Listen and check.

CD 1
35

1.

It's interesting.

She's scared.



A ☐



B ☐

2.

He's tired.

It's boring.



A ☐



B ☐

D Let's read about pyramids.

CD 1
36



Mystery Hunters

Matt and
Megan's
Blog



The Great Pyramids in Giza, Egypt



The Great Pyramid of
Cholula, Mexico



Underwater Pyramids, Japan

Huge Ruins

There are many pyramids around the world. You can see pyramids in Egypt, in Africa, in Greece, in Mexico, and in China.

The most famous pyramids are in Egypt. The largest pyramid is in Mexico. But, the oldest pyramids may be underwater.

Divers have found ruins in the ocean near Japan. They think they have found a very old city. Some of the ruins look like pyramids.

Who built the underwater city?

Why did it sink?

Was there an earthquake?

Did the ocean rise?

It's a mystery.

New Words

famous

diver

ruins

sink

earthquake

rise

mystery

E Your turn!

Have you ever seen a pyramid?

Why do you think people built pyramids?

Why did the underwater pyramids sink?

What do you think? Write your opinion.

Unit 3 Going Shopping

Let's Talk



A Listen and say.

CD 1
37



Kate: Hi, Andy. What are you doing here?

Andy: I need a present for my mother.

Kate: What are you going to get her?

Andy: I don't know.



Andy: What should I get her? Do you have any ideas?

Kate: Hmm. You could get her a teapot. Or you could get her a cookbook.

Andy: She doesn't like tea, and she already has a lot of cookbooks.



Kate: How about a scarf?

Andy: That's a great idea! These scarves are beautiful!

Kate: I think you should get her this scarf.

Andy: Yes! She'll love it.

CD 1
38

How about a scarf?
That's a great idea!

get = buy

B Say these. CD 1
39



1. a scarf



2. a bracelet



3. a box of
chocolates



4. a cookbook



5. a DVD



6. a book

C Look at **B**. Ask your partner.



mother



father



grandmother



grandfather



CD 1
40

What should she get her mother?

She should get

her
him

 a bracelet.

D Listen and chant. CD 1
41

I Need a Present for My Mother

I need a present for my mother.

What should I get her?

How about a necklace?

She doesn't like jewelry.

You could buy a nice T-shirt.

She doesn't wear T-shirts.

You could give her a tennis racket.

She hates tennis.



You could make her a birthday cake.

I can't cook.

You should take her out to dinner!

Great idea! She'll love it!

Let's Learn



A Learn the words.

CD 1
42



1. a video camera



2. a necklace



3. a ring



4. a novel



5. a stuffed toy



6. earrings



7. golf clubs



8. a model

B Ask and answer.

CD 1
43

The children are buying gifts for their families.
What should they get?



1

2



3

Should I get my sister a necklace or a ring?
You should get her a ring.

C Make sentences.

CD 1
44



They should get him a novel.

D Listen and chant.

CD 1
45

Today's My Brother's Birthday

Today's my brother's birthday.
What should I buy him?
What should I do?
What should I buy for my brother?
My older brother, Lou?

Buy him a jacket,
Buy him a coat,
Buy him a bicycle,
Buy him a boat.

Buy him an airplane,
Buy him a car,
Buy him a chocolate candy bar.



Let's Learn More



A Learn the words.

CD 1
46



1. bought a drink



2. made a bracelet



3. sent a picture



4. gave a present



5. showed a T-shirt



6. told a story

B Make sentences.

CD 1
47

Kate, Andy, and Jenny went to a fair. Jenny bought her brother a drink. Kate showed Andy a T-shirt. Andy sent Scott a picture.



She showed him a T-shirt.

show	→	showed
send	→	sent
buy	→	bought

C Play a game. Ask and answer.

CD 1
48

What did she make her?

She made her a bracelet.

buy	→	bought	give	→	gave
make	→	made	show	→	showed
send	→	sent	tell	→	told

START



END

D What about you?

Have you ever made something for your parents?

What did you make?



A Listen and read along. Then read again.

HAPPINESS IS A CLEAN PARK



Before





My name is David and this was my park. I've lived next to this park since I was a baby. I liked the park, but there was a lot of trash. It was ugly.



Last autumn, my friends and I cleaned up the park. We put up posters and asked people to help us.

A lot of people came in the afternoon. Their kindness was amazing. We put the trash into bags and swept the sidewalks with brooms.



After

This is my park now.
It's beautiful!

New Words

happiness	sweep → swept
trash	sidewalks
autumn	brooms
kindness	

B Choose the correct answer.

 CD 1
50

- What did the park look like before they cleaned it up?
- What did the park look like after they cleaned it up?

- | | |
|------------------------------------|-------------------------------|
| <input type="checkbox"/> beautiful | <input type="checkbox"/> ugly |
| <input type="checkbox"/> beautiful | <input type="checkbox"/> ugly |

C Understand the vocabulary.

I've lived next to this park **since I was a baby**.

What does **since I was a baby** mean?

a.



b.



c.



D Ask your partner.

1. Do you live near a park?
2. Have you ever cleaned up a park?

E Listen and write. Do you hear **au** or **oo**?

CD 1
51



1. br_____m

2. _____gust

3. aftern_____n

4. m_____n

5. _____turnn

F Learn about words. Read and write.

They are kind.

Their kindness is amazing.

kind + **ness** = kindness

happy - **y** + **i** = happiness

1. _____ + ness = sadness

2. _____ - y + i = happiness

3. _____ + ness = lightness

4. _____ - y + i = heaviness

Unit 4 Around Town

Let's Talk




A Listen and say.

CD 1
52



Kate: Where's the food court? Do you know?

Jenny: No, I don't. Let's look at the map.



Kate: Here it is. It's across from the music store.

Jenny: Where are we now?

Kate: We're here. We should go this way.



Jenny: There's the food court. Where are the boys?

Kate: They're over there, next to the ice cream shop.

Jenny: I see them!

CD 1
53

Where are we now?
We're here.

B Practice the words. Ask and answer.

CD 1
54

1. ice cream shop

2. bakery

3. sports store

4. music store

5. clothing store

6. food court

7. bookstore

8. game store

CD 1
55

Where's the ice cream shop?
It's next to the bakery.

next to
across from
between

C Listen, point, and sing.

CD 1
56

Where's the Bookstore?

Where's the bookstore?

It's next to the food court.

Where's the food court?

It's across from the bakery.

Where's the bakery?

It's next to the ice cream shop.

Come on! I'm hungry. Let's go!

Unit 4 Around Town 31



A Learn the words.

CD 1
57




1. on the corner



2. around the corner from



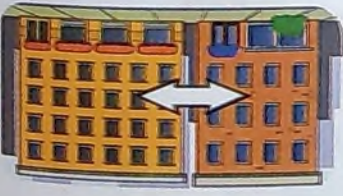
3. on the right



4. on the left



5. across the street from



6. next to

B Ask and answer.

CD 1
58

Andy and Scott are looking for places in town.



Where's the ice cream shop?
It's on the corner. It's across the street from the bank.

C Make sentences.

CD 1
59



1. bakery 2. restaurant 3. music store 4. ice cream shop 5. bookstore



6. beauty shop

7. bank

8. grocery store

9. gift shop

10. library



The bakery is on the corner. It's next to the restaurant.

D What about you?

Where is the bank in your town?

Where is the library in your school?

Let's Learn More



A Learn the words.

CD 1
60



1. Go straight.



2. Go to the corner.



3. Turn left.



4. Turn right.



5. Go two blocks.




6. Cross the street.

B Ask and answer.

CD 1
61

Scott and Jenny are playing a game.
Scott is giving her directions.



Go to the corner and turn right. Where are you?
I'm at the bookstore.

C Play a game.
Give directions.

CD 1
62

How do I get to the park?
Go two blocks and turn right.



X Start Here

D Listen and chant.

CD 1
63

I'm Looking for Joe

I'm looking for Joe. Where did he go?

I think he went to the auto show.

How did he get there?

I know.

I saw him walk to the auto show.

He walked two blocks and then
turned right.

He stopped for a minute at the
traffic light.

AUTO SHOW



He crossed the street when the
light turned green.

Then he stopped on the corner to
talk to Eileen.

He said, "Eileen, come on, let's go."

Then they went straight to the
auto show.



A Listen and read along. Then read again.

CD 1
64



Earth is called the Blue Planet. Do you know why? The Earth looks blue from space because there is water on 70% of our planet.



Sometimes there are storms over warm ocean water. These are hurricanes. The wind is very strong, and it blows in a circle. North of the equator, hurricane winds blow counterclockwise. South of the equator, the winds blow clockwise.

Hurricanes form at the equator. It is very rainy and moist there. There are many different animals and beautiful plants.



New Words

planet
earth
space
hurricane
equator
counterclockwise
clockwise

B Choose the correct answer.

CD 1
65

1. Why is Earth called the Blue Planet?
 - ☐ Because it's in space.
 - ☐ Because there is water on 70% of the planet.
2. How do hurricane winds blow north of the equator?
 - ☐ clockwise
 - ☐ counterclockwise



C Understand the vocabulary.

The winds blow **clockwise**.

What does **clockwise** mean?

a.



b.



c.



D Ask your partner.

1. Do you live north of the equator or south of the equator?
2. How will the hurricane winds blow here?

E Listen and write. Do you hear **ow** or **or**?

CD 1
66



1. bl_____

2. yell_____

3. st_____m

4. sn_____

5. n_____th

F Learn about words. Read and write.

There is a lot of rain.

It is very rainy.

rain + **y** = rainy

1. _____ + _____ = windy

2. _____ + _____ = snowy

3. storm + _____ = _____

4. sleep + _____ = _____

Let's Review



A Listen and check.

CD 1
67

1.



A ☐



B ☐



C ☐

2.



A ☐



B ☐



C ☐

3.



A ☐



B ☐



C ☐

4.



A ☐



B ☐



C ☐

B Listen and check.

CD 1
68

1.



A ☐



B ☐

2.




A ☐



B ☐

C Listen and number.

CD 1
69





Mystery Hunters

Matt and
Megan's
Blog



Moai heads on Easter Island

Easter Island: Mysterious Statues

Have you ever seen people moving a giant statue? They use a crane. How did ancient people move giant statues?



More *moai* heads

Ancient people on Easter Island carved more than 800 large stone statues, called *moai*. They put the *moai* around the island. Each *moai* is taller than an elephant and heavier than two elephants. How did people move them? There were no cranes a thousand years ago.

We can't ask the Easter Island people. They have disappeared. But we can still see their statues on the island.



Easter Island is located in the South Pacific Ocean

It's a mystery.

New Words

giant
statue = moai
ancient
stone
a thousand
Easter Island
disappeared

E Your turn!

Have you ever seen people moving a statue?

How did the Easter Island people move the *moai*?

What do you think? Write your opinion.

Unit 5 Explore the World

Let's Talk



A Listen and say.

CD 2
02



Kate: Have you met Anh? She's the girl who is talking to Jenny.

Scott: No, I haven't. Is she here on a homestay?

Kate: Yes, she is. She's staying with Jenny's family.

Scott: Really? Where's she from?

Kate: She's from Vietnam.




Scott: Does Anh speak English?

Kate: Yes, she does. She speaks Vietnamese and English, too.

Scott: I'd like to meet her.

Kate: OK, let's go. Excuse me, Jenny. Scott wants to meet Anh.



Scott: Hi, Anh! Are you enjoying your homestay?

Anh: Yes, I am. Have you ever been on a homestay?

Scott: Not yet, but I would like to go on one someday.

Anh: You should come to Vietnam and stay with my family.

Scott: That's a great idea. Thanks!

CD 2
03

Have you met Anh?

Yes, I have. No, I haven't.

B Practice the words. Ask and answer.

CD 2
04



CD 2
05

Where's **she** from?

She's from **Australia**. She's **Australian**.

C Listen and chant.

CD 2
06

Homestay Plans

I'm studying Spanish. How about you?

I'm studying Spanish, too.

I want to go on a homestay.

I want to do that, too.

When could we go on a homestay?

We could leave at the end of May.

Where could we practice our Spanish?

We could go to Monterrey.

He's studying English. How about Sue?

She's studying English, too.

He wants to go on a homestay.

She wants to do that, too.

Do you think they could go on a homestay?

Yes, I think they could.

Where could they practice their English?

They could go to Hollywood!



Let's Learn



A Learn the words.

CD 2
07



1. Brazil



Bom dia!

2. Portuguese



3. France



Bonjour!

4. French



5. Italy



Buongiorno!

6. Italian



7. Mexico



¡Buenos días!

8. Spanish

B Make sentences.

CD 2
08

Jenny and Andy are learning about countries and languages.



People in **Mexico** speak **Spanish**.
Spanish is spoken in **Mexico**.

C Ask and answer. CD 2 09

1. Vietnam 2. Brazil 3. France 4. Mexico 5. Italy

Muito obrigada. Merci beaucoup. Molte grazie. Muchas gracias. Kam ouen.

Portuguese French Italian Spanish Vietnamese

What language is spoken in **Vietnam**?
Vietnamese is spoken in **Vietnam**.

D Listen and sing. CD 2 10

Have You Met Alice?

Bom dia!

Have you met Alice?
 She was born in Dallas.
 But now she goes to school in Brazil.
 Does she speak Portuguese?
 Yes, she does.
 English is not spoken at her school.

Have you met Maria?
 She was born in Korea.
 But her mother was born in Rome.
 Her father's Korean.
 Her mother's Italian.
 And Korean is spoken at home.

Annyeong

Let's Learn More



A Learn the words.

CD 2
11



1. black beans



2. croissants



3. spaghetti



4. rice noodles



5. burritos



6. meat pies

B Ask and answer.

CD 2
12

Kate and Jenny like eating foods from different countries.



Where are black beans eaten?

Black beans are eaten in Brazil.

C Play a game. Make sentences.

CD 2
13

Croissants are eaten in France.
Spanish is spoken in Mexico.



D What about you?

What languages are spoken in your classroom?

What foods are eaten in your country?



A Listen and read along. Then read again.

CD 2
14

Chocolate

Do you like chocolate? It's in candy, cakes, and bread, and we have chocolate drinks, too. It's sweet and delicious!

We can thank the Mexicans. They discovered cacao seeds. They made a chocolate drink from the seeds, but it was very bitter.

Later, Spanish people came to Mexico. They put sugar in their chocolate. People liked the sweet chocolate. Only rich people drank chocolate because it was very expensive.



I love eating chocolate! I have a lot of chocolate in my house. I'm very happy. Thank you, Mexico!



New Words

discover
cacao seeds
Spanish people

B Choose the correct answer.

CD 2
15

1. How did the Mexican chocolate drink taste?
2. How did the Spanish chocolate drink taste?

☐ sweet

☐ bitter

☐ sweet

☐ bitter

C Understand the vocabulary.

They **discovered** cacao seeds.

What does **discover** mean?

a.



b.



c.



D Ask your partner.

1. Do you like chocolate?
2. Do you like sweet chocolate or bitter chocolate?

E Listen and write. Do you hear **ea** or **ou**?

CD 2
16



1. c____nt

2. br____d

3. h____d

4. h____se

F Learn about words. Read and write.

I eat chocolate.

I love eating chocolate.

eat + **ing** = eating

1. drink + ing = _____

2. discover + _____ = _____

3. _____ + _____ = singing

4. _____ + _____ = blowing

Unit 6 Doing Things

Let's Talk



A Listen and say.

CD 2
17



Scott: I'm sorry I'm late.

Andy: That's OK.

Scott: How long have you been waiting?

Andy: Not long. Only a few minutes.



Scott: Have you already bought your ticket?

Andy: Yes, I have, and I bought your ticket, too!

Scott: Wow, thanks!



Scott: I'm excited to see this movie!

Andy: Me, too. I've heard it's funny.

Scott: Really? I've heard it's scary.

Andy: Oh. Maybe it's scary and funny.

CD 2
18

Have you already bought your ticket?
Yes, I have. No, not yet.

I have = I've

B Practice the words. Make sentences.

CD 2
19



1. cleaned his desk



2. washed her hands



3. watched the movie



4. walked the dog



5. gone to the store



6. eaten dinner



7. fed the cat



8. done his homework

CD 2
20

He has already **cleaned** his desk.
He hasn't **cleaned** his desk yet.

C Listen and chant.

CD 2
21



Have You Finished Your Homework?

Have you finished your homework?

No, not yet.

You haven't finished?

No, not yet.

How about you?

I've already finished mine.

Good for you!



How about you?

I've already been there twice.

Lucky you!

Have you eaten dinner?

No, not yet.

You haven't eaten dinner?

No, not yet.

How about you?

I haven't eaten lunch or dinner.

Poor you!



Have you been to France?

No, not yet.

You haven't been to France?

No, not yet.

Let's Learn



A Learn the words.

CD 2
22



1. studied English



2. lived in New York



3. taught French



4. played soccer



5. had a cat



6. been at the hotel

B Ask and answer.

CD 2
23

Jenny is interviewing her French teacher.



	for	since
1	five years	2007
2	one year	last year
3	three months	May
4	four years	2008

How long have you taught French?

I have taught French for five years.


I have taught French since 2007.

C Ask and answer.

CD 2
24



1. had a cat / May



2. studied English /
six years



3. lived in New York /
2007



4. been at the hotel /
yesterday evening



5. played soccer /
one hour



6. taught French /
six months

How long has she had a cat?

She has had a cat since May.

How long has he studied English?

He has studied English for six years.

D Listen and sing.

CD 2
25

How Long Has She Known Him?

How long has she known him?

How long has she known him?

How long has she known him?

She's known him for a long, long time.

She's known him since she was four.

She met him in Singapore.

They got married in a candy store.

They had a baby in nineteen eighty-four.



They've been married
for a long, long time.

They've been happy
for a long, long time.

They've known each other
for a long, long, long, long time.

Let's Learn More



A Learn the words. CD 2 26



1. talking on the phone



2. visiting Bangkok



3. riding her bicycle



4. cleaning his room



5. waiting



6. playing baseball

B Make sentences. CD 2 27

The children are busy. What are they doing? How long have they been doing it?



1 45 minutes



2 ten o'clock



3 early evening



4 2 hours

Jenny is riding her bicycle.
She has been riding her bicycle for 45 minutes.

Scott is waiting.
He has been waiting since ten o'clock.

C Ask and answer. CD 28



1. last week



2. 15 minutes



3. one hour



4. noon



5. three o'clock



6. 30 minutes

How long has she been visiting Bangkok?
She has been visiting Bangkok since last week.

How long has she been waiting?
She has been waiting for 15 minutes.

D Listen and chant. CD 29

How Long Have You Been Waiting?

How long have you been waiting for Ken?
I've been waiting for Ken since ten.

How long has he been talking to Sue?
He's been talking to Sue since two.

How long has Anne been taking a bath?
She's been taking a bath for an hour and a half.

How long have you been studying with Ray?
I started yesterday.





A Listen and read along. Then read again.

CD 2
30

My Life with the Circus

My name is Mei. I'm an acrobat.
Everyone in my family is an acrobat, too.
We perform with a circus. I've been a
performer since I was a little girl.

I don't go to school because we travel
a lot. Teachers travel with us. Every
morning, I study with other circus
children. Every afternoon, I practice
acrobatics with my family. I need
strong arms and legs.

I jump, flip, and twirl in the
air. My brother throws me, and
my father catches me. It's hard
work, but I like performing.

New Words

life
circus
acrobat/acrobatics
everyone
hard work

B Choose the correct answer.

CD 2
31

1. What does Mei do?

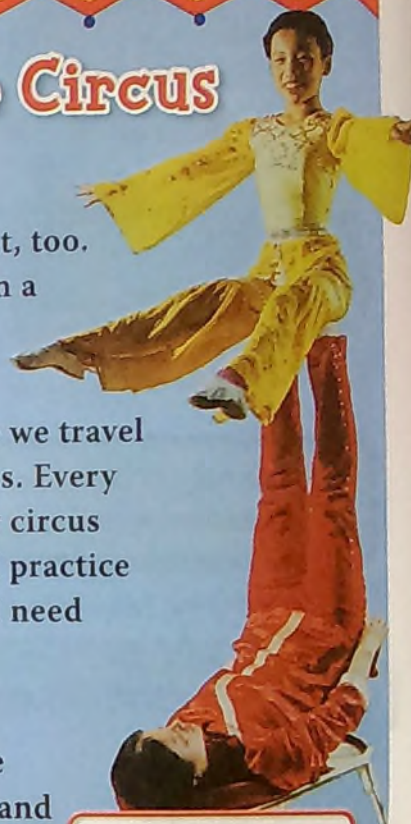
☐ She's a student.

☐ She's an acrobat.

2. When does Mei practice?

☐ every morning


☐ every afternoon



C Understand the vocabulary.

We **perform** with a circus.

What does **perform** mean?



D Ask your partner.

- 1. Have you ever been to a circus? How was it?
- 2. Have you ever seen acrobats? What did they do?

E Listen and write. Do you hear **ar or **ir**?** CD 2
32



1. h ____ d



2. tw ____ l



3. ____ m



4. g ____ l

F Learn about words. Read and write.

I like to perform.
I am a performer.

perform + **er** = performer

1. play + er = _____

2. paint + er = _____

3. _____ + _____ = teacher

4. _____ + _____ = farmer

Let's Review



A Listen and check.

CD 2
33



A ☐

B ☐



A ☐

B ☐



A ☐

B ☐



A ☐

B ☐

B Listen and check.

CD 2
34

- | | |
|---|--|
| 1. A <input type="checkbox"/> Portuguese is spoken in Brazil. | 2. A <input type="checkbox"/> Spaghetti is eaten in Italy. |
| B <input type="checkbox"/> People in Brazil speak Portuguese. | B <input type="checkbox"/> People in Italy eat spaghetti. |
| 3. A <input type="checkbox"/> People in France speak French. | 4. A <input type="checkbox"/> Rice noodles are eaten in Vietnam. |
| B <input type="checkbox"/> French is spoken in France. | B <input type="checkbox"/> People in Vietnam eat rice noodles. |

C Listen and check.

CD 2
35

1. A ☐ He has been playing soccer for 45 minutes.
B ☐ He has been playing soccer since yesterday.
2. A ☐ She has lived in Paris for two years.
B ☐ She has been living in Paris since 2008.
3. A ☐ He has taught French since last spring.
B ☐ He has been teaching French for six months.
4. A ☐ She has been waiting since 1:00 this afternoon.
B ☐ She has waited for 15 minutes.



D Let's read about hieroglyphics.

CD 2
36



Mystery Hunters

Matt and
Megan's
Blog



Pyramid of Khafre, Egypt

Writing with Pictures

In the ancient pyramids of Egypt, there were a lot of pictures on the walls. Scholars said the pictures were writing. These were called hieroglyphics. But no one was able to read them.



The Rosetta Stone in the British Museum


In 1799, French soldiers discovered a stone near Rosetta, a city in Egypt. This famous stone helped scholars read the pictures.

Today we don't use hieroglyphics, but we have rebus writing. A rebus is a picture puzzle. Each picture is a sound. When you read these sounds together, you will know the meaning.



Hieroglyphics at Edfu Temple, Egypt

Try to read this.



eye = I

heart = love

U = you

New Words

hieroglyphics
scholars
soldiers
stone
city
rebus

E Your turn!

Does your language use picture writing?

Try to make a rebus sentence.

Tell about your rebus.

Unit 7 About Me

Let's Talk



A Listen and say.

CD 2
37



Kate: Is that you?

Scott: Yes, it is.

Kate: Why were you hiding behind your dad?

Scott: I was shy.



Kate: Really? I don't believe it!

Scott: It's true. Sometimes I'm still shy.

Kate: Me, too. I'm shy when I meet new people.



Kate: How old were you in this photo?

Scott: I was five.

Kate: When did you learn how to do karate?

Scott: When I was four.

Kate: You looked cute!

CD 2
38

Really? I don't believe it!
It's true.

B Practice the words. Ask and answer.

CD 2
39



1. outgoing



2. shy



3. friendly



4. studious



5. cheerful



6. generous

CD 2
40

What are they like?
They are **outgoing**.

C Listen and sing.

CD 2
41



What's She Like?

What's she like?

She's shy.

She's very very shy.

Is she friendly?

Yes, she is,

but she's very very shy.

Is she studious?

Yes, she is.



Is she cheerful?

Yes, she is.

Is she generous?

Yes, she is,

but she's very very shy.

Let's Learn



A Learn the words.

CD 2
42



1. learn how to walk



2. learn how to write my name



3. learn how to read



4. learn how to ride a bike



5. learn how to ice skate



6. learn how to tie my shoes

B Ask and answer.

CD 2
43

Kate and Jenny are looking at old pictures.



When did you learn how to write your name?

I learned how to write my name when I was five.

C Ask and answer.

CD 2
44



1. one year old



2. six years old



3. eight years old



4. five years old



5. nine years old



6. four years old

When did he learn how to walk?

He learned how to walk when he was one.

one = one year old

D Listen and chant.

CD 2
45



How Old Were You?

How old were you when you
learned how to run?

I was one, I was one.



How old were you when you
learned how to ski?

I was three, I was three.

How old were you when you
went to the zoo?

I was two, I was two.



I was three when I learned how to ski.
I was two when I went to the zoo.
I was one when I learned how to run.

Let's Learn More



A Learn the words.

CD 2
46



1. fly a helicopter



2. run a marathon



3. visit London



4. speak more languages



5. play golf



6. drive a car



7. act in a play



8. conduct an orchestra

B Make sentences.

CD 2
47

Scott, Jenny, Andy, and Kate are daydreaming.



I wish I could **conduct an orchestra.**

C Play a game. Ask and answer.

CD 2
48

What does **she** wish **she** could do?

She wishes **she** could **speak more languages**.



D What about you?

What do you wish you could do?



A Listen and read along. Then read again.

CD 2
49

Learn How to JUGGLE

Have you ever wished you could juggle?
Here's how. Start with three beanbags.

- 1 Throw beanbag A from hand to hand. It's easy, but don't be careless. The beanbag should come to eye level.



- 2 Use a pair of beanbags. Throw beanbag A. Just before you catch it, throw beanbag B.



- 3 Add one more beanbag. Throw beanbag A. Just before you catch it, throw beanbag B. Then, just before you catch beanbag B, throw beanbag C.



Practice a lot and you'll be a juggler!

New Words

juggle/juggler
eye level
careless
pair
add

B Choose the correct answer.

CD 2
50

1. How many beanbags should you start with? ☐ one beanbag ☐ three beanbags
2. How should you throw beanbag A? ☐ carelessly ☐ from hand to hand

C Understand the vocabulary.

The beanbag should come to **eye level**.

What does **eye level** mean?



D Ask your partner.

1. Have you ever seen a juggler?
2. Have you ever wished you could juggle?

E Listen and write. Do you hear **air** or **er**?

CD 2
51



1. p_____

2. juggl_____

3. flow_____

4. ch_____

5. h_____

F Learn about words. Read and write.

Take care.

Don't be careless.

care + **less** = careless

1. color + less = _____

2. sugar + less = _____

3. _____ + _____ = toothless

4. _____ + _____ = harmless

Unit 8 In the Future

Let's Talk



A Listen and say.

CD 2
52



Jenny: If you could go anywhere, where would you go?

Andy: I would go to Egypt.

Jenny: Why?

Andy: I'd like to see the pyramids.



Andy: What about you? Where would you go?

Jenny: I'd go to Antarctica.



Andy: Why would you go there? It's cold.

Jenny: I'd like to see penguins.

Andy: If you want to see penguins, we can go to the zoo.

Jenny: That's true. The zoo is warmer than Antarctica!

CD 2
53

I would go to Egypt.
Why?
I'd like to see the pyramids.

I would = I'd

B Practice the words. Ask and answer.

CD 2
54



1. the Amazon jungle



2. Mt. Everest



3. the bottom of the ocean



4. the pyramids of Egypt



5. the moon



6. the equator

CD 2
55

If you could go anywhere, where would you go?
I would go to the Amazon jungle.

C Listen and sing.

CD 2
56



If You Could Go Anywhere

If you could go anywhere,
Where would you go?

I'd take a plane to Mexico.

If you could be anything,
What would you be?

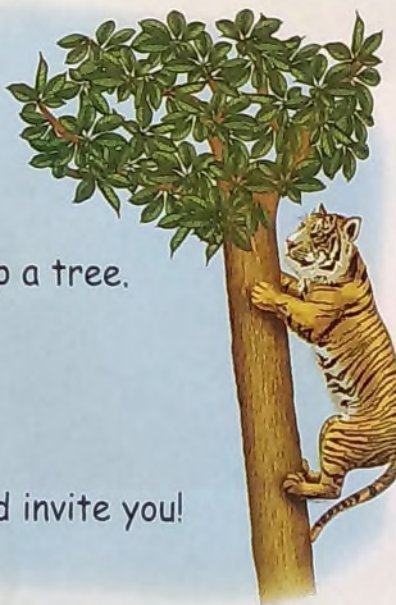
I'd be a tiger running up a tree.

If you could buy anything,
What would you buy?

I'd buy an airplane and
learn how to fly.

If you could do anything,
What would you do?

I'd have a party, and I'd invite you!



Let's Learn



A Learn the words. CD 2 57



1. go to Antarctica



2. go to Mars



3. meet a TV star



4. meet a sports star



5. buy a pony



6. buy a motorbike



7. go kayaking



8. go skydiving

B Make sentences. CD 2 58

The children are dreaming. What would they do if they could do anything?



If I could do anything, I would **buy a pony**.



1. go to Hawaii



2. meet a TV star



3. buy a bird



4. sail a boat



5. meet a sports star



6. go to New York



7. fly a helicopter



8. go rafting

If you could do anything, what would you do?
I would go to Hawaii.

D Listen and chant. CD 2
60

If You Could Do Anything

If you could do anything,
what would you do?

I'd climb Mt. Everest from Katmandu.
I would, if I could. I would, if I could.

If you could speak any language,
what would you speak?

I'd speak French, English,
Japanese, and Greek.

I would, if I could. I would, if I could.



If you could buy anything,
what would you buy?

I'd buy a little plane and learn how to fly.

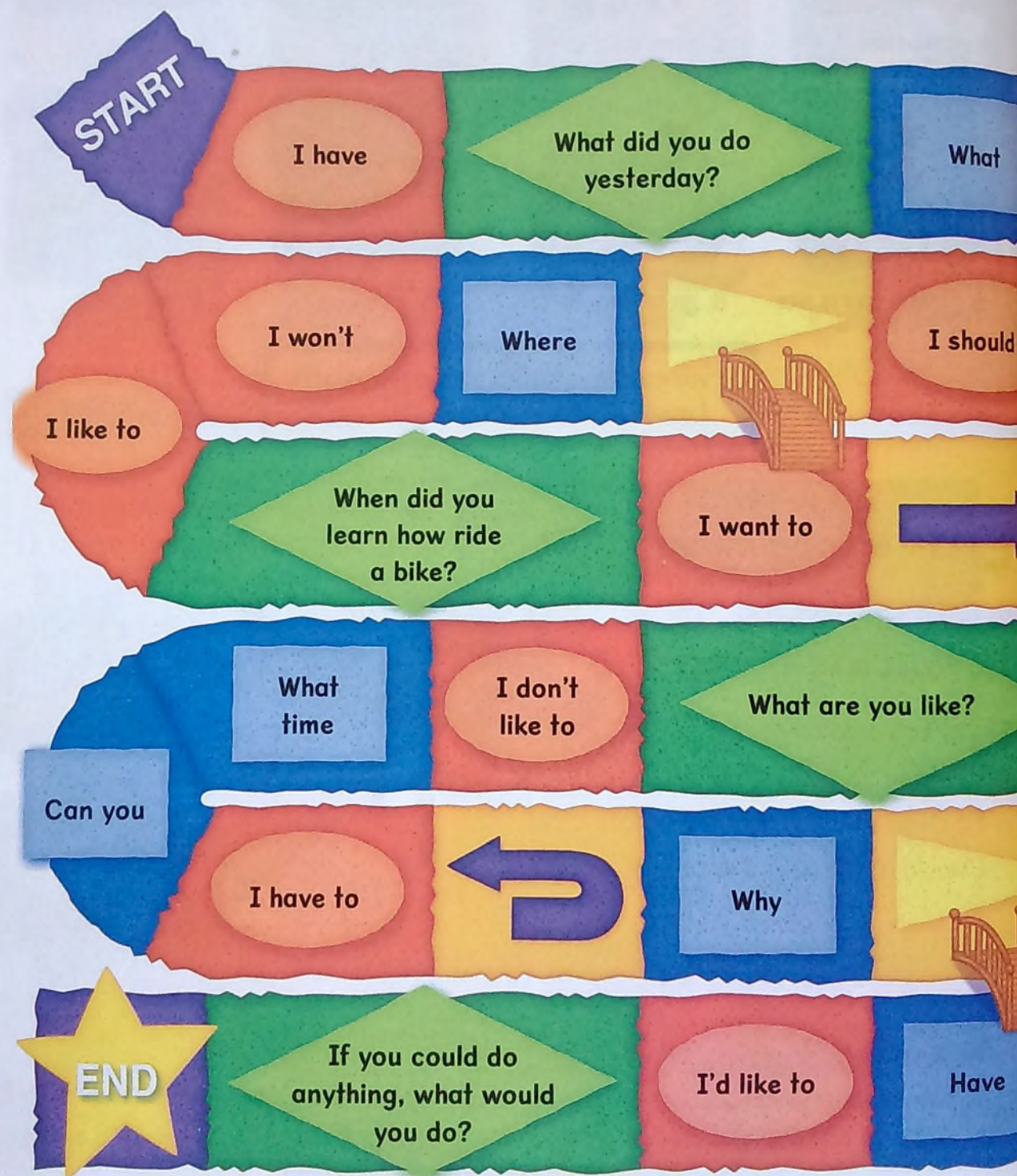
I would, if I could. I would, if I could.

Let's Learn More









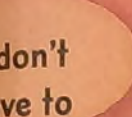

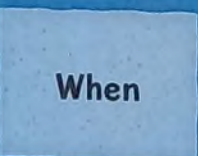

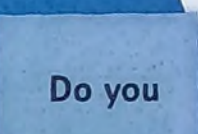

A Play a game.

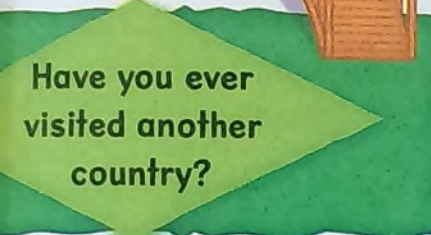
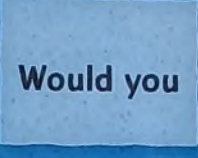

Roll a die. Move your marker. Follow the directions at the top of page 71.


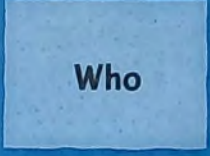
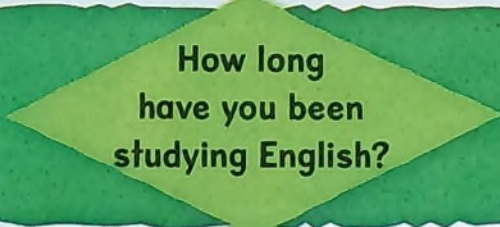



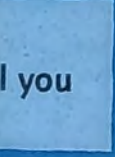

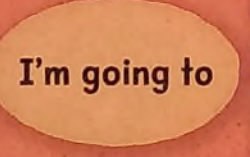
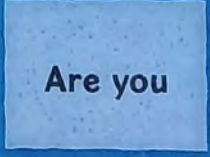

Directions

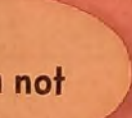
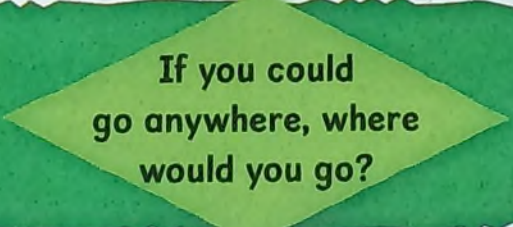
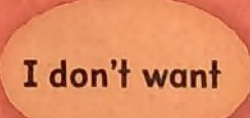
					
Ask a question	Answer the question	Make a sentence	Go back 3 spaces	Go ahead 3 spaces	Cross the bridge

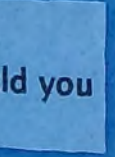

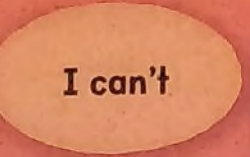
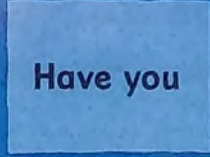
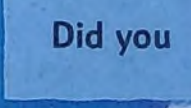

				
I don't have to		When	I am	Do you

		
Have you ever visited another country?	Would you	I don't have

			
don't like	Who	How long have you been studying English?	I can

			
Will you		I'm going to	Are you

		
am not	If you could go anywhere, where would you go?	I don't want

				
ould you		I can't	Have you	Did you



A Listen and read along. Then read again.

CD 2
61

Koko

Koko is an amazing gorilla. She can talk. She learned how to use American Sign Language when she was one year old.



She was born on July 4th, 1971. Her full name is Hanabi-Ko. That means "fireworks child" in Japanese.

Every year, she has a birthday party. She and her friends eat her favorite foods—apples, carrots, corn, and tofu. There is always cake, too!

Koko likes kittens because their fur is soft. She likes to pet them and listen to them purr. If I could meet anyone, I would meet Koko!



New Words

American
Sign Language
corn
kittens
fur
pet
purr

B Choose the correct answer.

CD 2
62

- What does Koko do every year? ☐ She pets kittens. ☐ She has a birthday party.
- What animals does Koko like? ☐ kittens ☐ puppies

C Understand the vocabulary.

She learned how to use **American Sign Language** when she was one year old.



What does **American Sign Language** mean?

a.



b.



c.



D Ask your partner.

1. Have you ever seen a gorilla? Where?
2. Have you ever seen someone use sign language?

E Listen and write. Do you hear **or** or **ur**?

CD 2
63



1. g_____illa



2. f_____



3. c_____n



4. p_____r

F Learn about words. Read and write.

birthday = birth + day

1. beanbag = _____ + _____

2. football = _____ + _____

3. _____ = back + pack

4. _____ = pan + cake

Let's Review



A Listen and check.

CD 2
64

1. He would go kayaking.

☐ True ☐ False

3. She would go to Mt. Everest.

☐ True ☐ False

2. He would meet a sports star.

☐ True ☐ False

4. He would buy a motorbike.

☐ True ☐ False

B Listen and check.

CD 2
65

1. A ☐ fly a helicopter

B ☐ drive a car

3. A ☐ act in a play

B ☐ speak more languages

2. A ☐ visit London

B ☐ conduct an orchestra

4. A ☐ run a marathon

B ☐ play golf

C Listen and match.

CD 2
66



1. Amy learned how to walk

a. when he was five.



2. Brad learned how to tie his shoes

b. when she was seven.



3. Nick learned how to ride a bike

c. when she was one.



4. Emma learned how to ice skate

d. when he was nine.

D Let's read about the mysterious drawings.

CD 2
67




Mystery Hunters

Matt and
Megan's
Blog



The Condor



The Spider



Another view of the Nazca area

The Nazca Lines: Mysterious Drawings

In the Nazca desert in Peru, there are hundreds of giant drawings of animals and shapes. The drawings are thousands of years old and very large. Some are almost one kilometer long.

You can easily see the lines when you walk in the desert. But, on the ground, they just look like lines in the dirt. You can only see the pictures from high in the sky. And they were drawn long before there were airplanes.

Who made the Nazca drawings? How did they make them? And who looked at them from the sky?

It's a mystery.

New Words

desert
hundreds
thousands
one kilometer long

E Your turn!

Have you ever seen ancient drawings?

Where did you see them?

Who drew them?

What do they mean?

What do you think? Write your opinion.

Let's Go 6 Syllabus

Let's Remember!

Look at this boat. It's colorful!
Which boy is faster?
Where's Andy? Have you seen him?

Have you ever eaten sushi?
What will you do after lunch?

Unit 1 School Days

Let's Talk	Let's Learn	Let's Learn More	Let's Read
<p>Conversation: Whose scarf is that? It's Anna's scarf. Whose mittens are those? They're hers, too. Is that her glove, too? I think it's Jim's glove. Which boy is Jim? He's the boy over there. Jim, here's your other glove. Thanks for finding it.</p> <p>Items: scarf, mittens, gloves, glasses, belt, watch</p> <p>Song: Whose Boots Are These?</p>	<p>School Activities: watering the plants, feeding the fish, writing on the board, talking to the teacher, reading a textbook, writing an essay</p> <p>Language: Which boy is Scott? He's the boy who is watering the plants. Which girl is Lisa?</p> <p>Chant: Kim's Father Was Born in Seoul</p>	<p>Activities: talking on his cell phone, reading a magazine, walking in the park, drinking some water, playing a game, sitting on a bench</p> <p>Language: Jenny was sitting on a bench when it started to rain. What was he doing when it started to rain?</p>	<p>Historical Story: The First Ice Pop</p> <p>Questions</p> <p>Vocabulary: frozen</p> <p>Phonics: ow cow aw saw</p> <p>Word Study: mix + ed = mixed</p>

Unit 2 At the Aquarium

Let's Talk	Let's Learn	Let's Learn More	Let's Read
<p>Conversation: What a great day! It sure was! But I'm tired now. What did you like best? I think I liked the penguins best. They were cute. What about you? I liked the sharks. They were scary!</p> <p>Adverbs: amazed/amazing, bored/boring, interested/interesting, tired/tiring, excited/exciting, scared/scary</p> <p>Chant: The Racing Chant</p>	<p>Places: an aquarium, a tour, a lecture, an exhibit, a shark, an octopus</p> <p>Language: The shark was scary. The exhibit was amazing. She was amazed.</p> <p>Chant: Aquarium Chant</p>	<p>Things to See and Do: a jellyfish, a sea turtle, a squid, a video, a ride, a pedal boat</p> <p>Language: Kate said the sea turtles were amazing. He said he was amazed. She said the squid was scary.</p>	<p>How-to Article: Waves in a Bottle</p> <p>Questions</p> <p>Vocabulary: reuse</p> <p>Phonics: oi coin oo book</p> <p>Word Study: re + use = reuse</p>

Let's Review Units 1 and 2

Reading: Matt and Megan's Mystery Hunters Blog—Pyramids

Unit 3 Going Shopping

Let's Talk	Let's Learn	Let's Learn More	Let's Read
<p>Conversation: I need a present for my mother. What should I get her? Do you have any ideas? You could get her a teapot. Or you could get her a cookbook. She doesn't like tea, and she already has a lot of cookbooks. How about a scarf? That's a great idea!</p> <p>Presents: a scarf, a bracelet, a box of chocolates, a cookbook, a DVD, a book</p> <p>Chant: I Need a Present for My Mother</p>	<p>Gifts: a video camera, a necklace, a ring, a novel, a stuffed toy, earrings, golf clubs, a model</p> <p>Language: Should I get my sister a necklace or a ring? You should get her a ring. They should get him a novel.</p> <p>Chant: Today's My Brother's Birthday</p>	<p>Activities: bought a drink, made a bracelet, sent a picture, gave a present, showed a T-shirt, told a story</p> <p>Language: She showed him a T-shirt. What did she make her? She made her a bracelet.</p>	<p>Story: Happiness is a Clean Park</p> <p>Questions</p> <p>Vocabulary: since I was a baby</p> <p>Phonics: oo broom au August</p> <p>Word Study: kind + ness = kindness</p>

Unit 4 Around Town

Let's Talk	Let's Learn	Let's Learn More	Let's Read
<p>Conversation: Where's the food court? Let's look at the map. It's across from the music store. We should go this way. There's the food court. Where are the boys? They're over there, next to the ice cream shop.</p> <p>Places: ice cream shop, bakery, sports store, music store, clothing store, bookstore, food court, game store</p> <p>Song: Where's the Bookstore?</p>	<p>Directions: on the corner, around the corner from, on the right, on the left, across the street from, next to</p> <p>Language: Where's the ice cream shop? It's across the street from the bank. The bank is on the corner. It's next to the grocery store.</p>	<p>Directions: Go straight. Go to the corner. Turn left. Turn right. Go two blocks. Cross the street.</p> <p>Language: Go to the corner and turn right. Where are you? I'm at the bookstore. How do I get to the park? Go two blocks and turn right.</p> <p>Chant: I'm Looking for Joe</p>	<p>Article: The Blue Planet</p> <p>Questions</p> <p>Vocabulary: clockwise</p> <p>Phonics: ow blow or storm</p> <p>Word Study: rain + y = rainy</p>

Let's Review Units 3 and 4

Reading: Matt and Megan's Mystery Hunters Blog—Easter Island

Unit 5 Explore the World



Let's Talk

Conversation: Have you met Anh? No, I haven't. Where's she from? She's from Vietnam. Does Anh speak English? Yes, she does. She speaks Vietnamese and English, too. I'd like to meet her. Have you ever been on a homestay?

Countries and Nationalities: Australia/Australian, Vietnam/Vietnamese, Thailand/Thai, Mexico/Mexican

Chant: Homestay Plans

Let's Learn

Countries and Languages: Brazil/Portuguese, France/French, Italy/Italian, Mexico/Spanish

Language: People in France speak French. French is spoken in France. What language is spoken in Vietnam?

Song: Have You Met Alice?

Let's Learn More

International Foods: black beans, croissants, spaghetti, rice noodles, burritos, meat pies

Language: Where are black beans eaten? Black beans are eaten in Brazil. Croissants are eaten in France. Spanish is spoken in Mexico.

Let's Read

Informational Story: Chocolate

Questions

Vocabulary: discover

Phonics: ea bread
ou count

Word Study:

eat + ing = eating

Unit 6 Doing Things

Let's Talk

Conversation: I'm sorry I'm late. That's OK. How long have you been waiting? A few minutes. Not long. Have you already bought your ticket? Yes, and I bought your ticket, too! I'm excited to see this movie! I've heard it's funny. I've heard it's scary.

Things done: cleaned his desk, washed her hands, watched the movie, walked the dog, eaten dinner, fed the cat, gone to the store, done his homework

Chant: Have You Finished Your Homework?

Let's Learn

Experiences: studied English, lived in New York, taught French, played soccer, had a cat, been at the hotel

Language: How long have you taught French? I've taught French for five years/since 2007. How long has she had a cat?

Song: How Long Has She Known Him?

Let's Learn More

Doing Things: talking on the phone, visiting Bangkok, riding her bicycle, cleaning his room, waiting, playing baseball

Language: Jenny is riding her bicycle. She has been riding her bicycle for 45 minutes/since ten o'clock. How long has she been visiting Bangkok?

Chant: How Long Have You Been Waiting?

Let's Read

Informational Story: My Life with the Circus

Questions

Vocabulary: perform

Phonics: ar hard
ir twirl

Word Study:

perform + er = performer

Let's Review Units 5 and 6

Reading: Matt and Megan's Mystery Hunters Blog—Hieroglyphics

Unit 7 About Me

Let's Talk

Conversation: Is that you? Yes, it is. Why were you hiding behind your dad? I was shy. Really? I don't believe it! It's true. I'm shy when I meet new people. How old were you in this photo? I was five. When did you learn how to do karate? When I was four.

Descriptions: outgoing, shy, friendly, studious, cheerful, generous

Song: What's She Like?

Let's Learn

Ages and Stages: learn how to walk/write my name, learn how to read/ride a bike, learn how to ice skate/tie my shoes

Language: When did you learn how to write your name? I learned how to write my name when I was five.

Chant: How Old Were You?

Let's Learn More

Wishes: fly a helicopter, run a marathon, visit London, speak more languages, play golf, drive a car, act in a play, conduct an orchestra,

Language: I wish I could conduct an orchestra. What does she wish she could do? She wishes she could speak more languages.

Let's Read

How-to Article: Learn How to Juggle

Questions

Vocabulary: eye level

Phonics: air pair
er juggler

Word Study:

care + less = careless

Unit 8 In the Future

Let's Talk

Conversation: If you could go anywhere, where would you go? I would go to Egypt. Why? I'd like to see the pyramids. What about you? I'd go to Antarctica. I'd like to see penguins.

Places: the Amazon jungle, Mt. Everest, the bottom of the ocean, the pyramids of Egypt, the moon, the equator

Song: If You Could Go Anywhere

Let's Learn

In the Future: go to Antarctica/Mars, meet a TV star/sports star, buy a pony/a motorbike, go kayaking/skydiving

Language: If I could do anything, I would buy a pony.

Chant: If You Could Do Anything

Let's Learn More

Review Game

Let's Read

Article: Koko

Questions

Vocabulary: American Sign Language

Phonics: or gorilla
ur fur

Word Study:

birthday = birth + day

Let's Review Units 7 and 8

Reading: Matt and Megan's Mystery Hunters Blog—The Nazca Lines

Word List

A

acrobat 54
acrobatics 54
across the street from . . . 32
act in a play 62
add 64
amazed 13
amazing 13
Amazon jungle 67
ancient 39
Antarctica 66
arc 64
around the corner 32
Australian 41
autumn 28

B

bank 32
beanbags 64
beauty shop 33
been at a hotel 50
belt 5
black beans 44
bookstore 31
boring 13
bottom of the ocean 67
bought a drink 26
box of chocolates 23
bracelet 23
Brazil 42
brooms 28
burritos 44
buy a motorbike 68
buy a pony 68

C

cacao seeds 46
careless 64
catch 64
catches 54
cheerful 59
city 57
cleaned his desk 49
clockwise 36
clothing store 31
color 18
conduct an orchestra 62
cookbook 23
counterclockwise 36
croissants 44
cross the street 34

D

desert 75
disappeared 39
discovered 46
divers 21
dolphins 15
done his homework 49

drinking some water 8
DVD 23

E

earrings 24
Earth 36
earthquake 21
Easter Island 39
equator 36
excited 13
exhibit 14
eye level 64

F

famous 21
fed the cat 49
fly a helicopter 62
food court 30
freeze 10
French 42
friendly 59
frozen 10
fur 72

G

gave a present 26
generous 59
giant 39
glitter 18
go kayaking 68
go skydiving 68
Go straight 34
go to Mars 68
Go to the corner 34
Go two blocks 34
golf clubs 24
gone to the store 49
gorilla 72
Greece 21
Greek 69
grocery store 33

H

happiness 28
hard work 54
heard 9
hieroglyphics 57
Hollywood 41
homestay 40
hour 51
hundred 75
hurricanes 36

I

ice pop 10
important 64
interesting 13

interviewing 50
Italian 7
Italy 42

J

jacket 25
Japan 7
Japanese 7
jellyfish 16
jewelry 23
juggle 64

K

karate 58
kilometer 75
kindness 28
kittens 72
Korea 43
Korean 7

L

largest 21
last week 53
lecture 14
life 54
lived in New York 50

M

made a bracelet 26
meat pies 44
Mexican 41
mittens 5
mixed 10
model 24
moon 67
mystery 21

N

necklace 24
noon 53
novel 24

O

oil 18
on the corner 32
on the left 32
on the right 32
outgoing 59

P

pair 64
pedal boat 16
penguins 12
people 21

perform 54
Peru 75
planet 36
plants 6
play golf 62
Portuguese 42
purr 72
pyramids 21

R

reading a magazine 8
reading a textbook 6
rebus 57
reuse 18
rice noodles 44
riding her bicycle 52
ring 24
rise 21
ruins 21
run a marathon 62

S

scared 13
scarf 4
scary 13
scholars 57
sea turtle 16
sent a picture 26
sharks 12
should 22
showed a T-shirt 26
shy 58
sidewalks 28
sign language 72
sitting on a bench 8
soda powder 10
soldiers 57
Spanish 41
speak more
languages 62
sports store 31
squid 16
standing 7
statue 39
stone 39
straw 10
studied English 50
studious 59
stuffed toy 24
swept 28

T

talking on his
cell phone 8
talking on the phone 52
talking to the teacher 6
taught French 50
Thai 41
Thailand 41
thousands 75

tired 13
tiring 13
told a story 26
tour 14
trash 28
travel 54
true 58
Turn left 34
Turn right 34

V

video 16
video camera 24
Vietnam 40
Vietnamese 41
visit London 62
visiting Bangkok 52

W

walking in the park 8
washed her hands 49
watched the movie 49
watering the plants 6
waves 18
wish 62
would 40
writing an essay 6
writing on the board 6

Y

years 39
yesterday evening 51

Student Audio Track List

KEY

Student Audio Track	Class CD Track in book	
02	CD1-02	A. Listen, point, and say.

Introduction

Let's Remember

- CD1-02 A. Listen, point, and say.

Unit 1 School Days

Let's Talk

- CD1-03 A. Listen and say.
CD1-05 B. Practice the words.
CD1-07 C. Listen and sing. "Whose Boots Are These?"

Let's Learn

- CD1-08 A. Learn the words.
CD1-11 D. Listen and chant. "Kim's Father Was Born in Seoul"

Let's Learn More

- CD1-12 A. Learn the words.

Let's Read

- CD1-16 A. Listen and read along.
CD1-18 E. Listen and write. Do you hear *aw* or *ow*?

Unit 2 At the Aquarium

Let's Talk

- CD1-19 A. Listen and say.
CD1-21 B. Say these.
CD1-22 C. Listen and chant. "The Racing Chant"

Let's Learn

- CD1-23 A. Learn the words.
CD1-26 D. Listen and chant. "The Aquarium Chant"

Let's Learn More

- CD1-27 A. Learn the words.

Let's Read

- CD1-30 A. Listen and read along.
CD1-32 E. Listen and write. Do you hear *oi* or *oo*?

Let's Review

- CD1-36 D. Let's read about pyramids.

Unit 3 Going Shopping

Let's Talk

- 20 CD1-37 A. Listen and say.
21 CD1-39 B. Say these.
22 CD1-41 D. Listen and chant. "I Need a Present for My Mother"

Let's Learn

- 23 CD1-42 A. Learn the words.
24 CD1-45 D. Listen and chant. "Today's My Brother's Birthday"

Let's Learn More

- 25 CD1-46 A. Learn the words.

Let's Read

- 26 CD1-49 A. Listen and read along.
27 CD1-51 E. Listen and write. Do you hear *au* or *oo*?

Unit 4 Around Town

Let's Talk

- 28 CD1-52 A. Listen and say.
29 CD1-54 B. Practice the words.
30 CD1-56 C. Listen, point, and sing. "Where's the bookstore?"

Let's Learn

- 31 CD1-57 A. Learn the words.

Let's Learn More

- 32 CD1-60 A. Learn the words
33 CD1-63 D. Listen and chant. "I'm Looking for Joe"

Let's Read

- 34 CD1-64 A. Listen and read along.
35 CD1-66 E. Listen and write. Do you hear *ow* or *or*?

Let's Review

- 36 CD1-70 D. Let's read about the mysterious statues.

Unit 5 Explore the World

Let's Talk

- 37 CD2-02 A. Listen and say.
38 CD2-04 B. Practice the words.
39 CD2-06 C. Listen and chant. "Homestay Plans"

Let's Learn

- 40 CD2-07 A. Learn the words.
41 CD2-10 D. Listen and sing. "Have You Met Alice?"

Let's Learn More

- 42 CD2-11 A. Learn the words.

Let's Read

- 43 CD2-14 A. Listen and read along.
44 CD2-16 E. Listen and write. Do you hear *ea* or *ou*?

Unit 6 Doing Things

Let's Talk

- 45 CD2-17 A. Listen and say.
46 CD2-19 B. Practice the words.
47 CD2-21 C. Listen and chant. "Have You Finished Your Homework?"

Let's Learn

- 48 CD2-22 A. Learn the words.
49 CD2-25 D. Listen and sing. "How Long Has She Known Him?"

Let's Learn More

- 50 CD2-26 A. Learn the words.
51 CD2-29 D. Listen and chant. "How Long Have You Been Waiting?"

Let's Read

- 52 CD2-30 A. Listen and read along.
53 CD2-32 E. Listen and write. Do you hear *ar* or *ir*?

Let's Review

- 54 CD2-36 D. Let's read about hieroglyphics.

Unit 7 About Me

Let's Talk

- 55 CD2-37 A. Listen and say.
56 CD2-39 B. Practice the words.
57 CD2-41 D. Listen and sing. "What's She Like?"

Let's Learn

- 58 CD2-42 A. Learn the words.
59 CD2-45 D. Listen and chant. "How Old Were You?"

Let's Learn More

- 60 CD2-46 A. Learn the words.

Let's Read

- 61 CD2-49 A. Listen and read along.
62 CD2-51 E. Listen and write. Do you hear *air* or *er*?

Unit 8 In the Future

Let's Talk

- 63 CD2-52 A. Listen and say.
64 CD2-54 B. Practice the words.
65 CD2-56 C. Listen and sing. "If You Could Go Anywhere"

Let's Learn


- 66 CD2-57 A. Learn the words.
67 CD2-60 D. Listen and chant. "If You Could Do Anything"

Let's Read

- 68 CD2-61 A. Listen and read along.
69 CD2-63 E. Listen and write. Do you hear *or* or *ur*?

Let's Review

- 70 CD2-67 D. Let's read about the mysterious drawings.



LET'S GO

4th Edition

The **NEW** edition of the
bestselling 7-level primary
English course!

Millions of children around the world have learned to speak English through the trusted methodology of **LET'S GO**:

- **Conversations and question-and-answer practice** get children talking from the very beginning
- **Interactive songs and chants** by Carolyn Graham bring classrooms to life
- **NEW Reading lessons** with **vocabulary**, **phonics**, and **word study** help children to read fluently
- **NEW Communication games** give children many more opportunities to use English with confidence



Oxford > making  digital sense

- **Student Book with Student Audio CD** of conversations, vocabulary, songs, and readings
- **Workbook**
- **Workbook with Online Practice**
- **Teacher's Book with Test Center and Online Practice**
- **Class Audio CDs**
- **Teacher Cards and Student Cards**
- **Oxford iTools**
Digital Classroom Resources

www.oup.com/elt/letsgo

OXFORD
UNIVERSITY PRESS

www.oup.com



Recommended Readers
Oxford Read and Discover
Level 6

CEF
B1
A2
A1

ISBN 978-0-19-462623-1

