

1

With Student
Audio CD



LET'S GO


4th
Edition

STUDENT BOOK



R. Nakata
K. Frazier
B. Hoskins
C. Cook

OXFORD



R. Nakata
K. Frazier
B. Hoskins
C. Graham

OXFORD
UNIVERSITY PRESS

Table of Contents

Let's Remember 2

Unit 1 **Things for School** 4

Unit 2 **Colors and Shapes** 12

Let's Review Units 1 and 2 ... 20

Unit 3 **At the Store** 22

Unit 4 **People at Home** 30

Let's Review Units 3 and 4 ... 38

Unit 5 **Happy Birthday!** 40

Unit 6 **Outdoors** 48

Let's Review Units 5 and 6 ... 56

Unit 7 **Food** 58

Unit 8 **Animals** 66

Let's Review Units 7 and 8 ... 74

Syllabus 76

Word List 78



Kate



Andy



Jenny



Scott



Let's Talk



Let's Learn



Let's Learn More



Let's Read

Phonics

Phonics



Let's Review

Let's Remember

A Listen, point, and sing.

CD 1
02



B Let's count.

CD 1
03



1

one



2

two



3

three




4

four



5

five



6

six



7

seven



8

eight



9

nine




10

ten

C Ask and answer.

CD 1
04



Let's Talk



A Listen and say.

CD 1
05

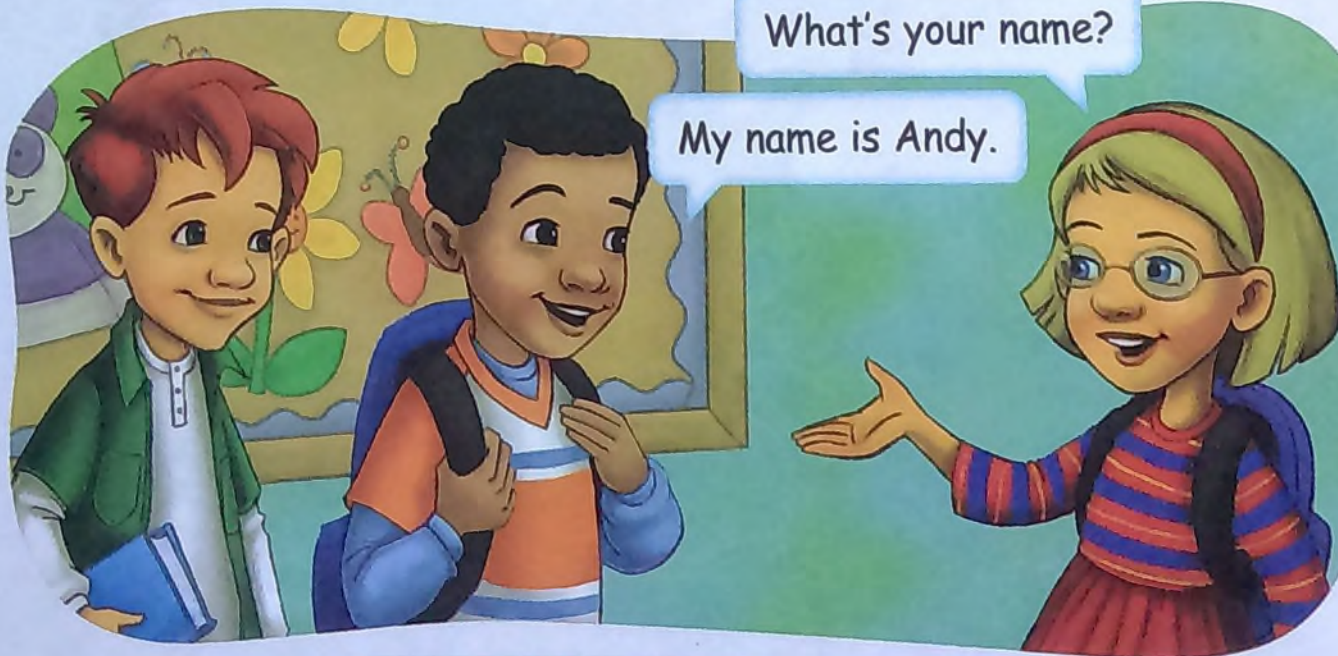
Hello. I'm Scott.
What's your name?

My name is Kate.



What's your name?

My name is Andy.

CD 1
06

What's your name?
My name is Kate.

What is = What's
I am = I'm


B Listen and sing. 



C Say and act. Ask a partner.

My name is _____.
What's your name?

My name is _____.



Let's Learn



A Learn the words.

CD 1
08



1. a pencil



2. a pen



3. a bag



4. a book



5. a desk



6. a chair



7. a ruler



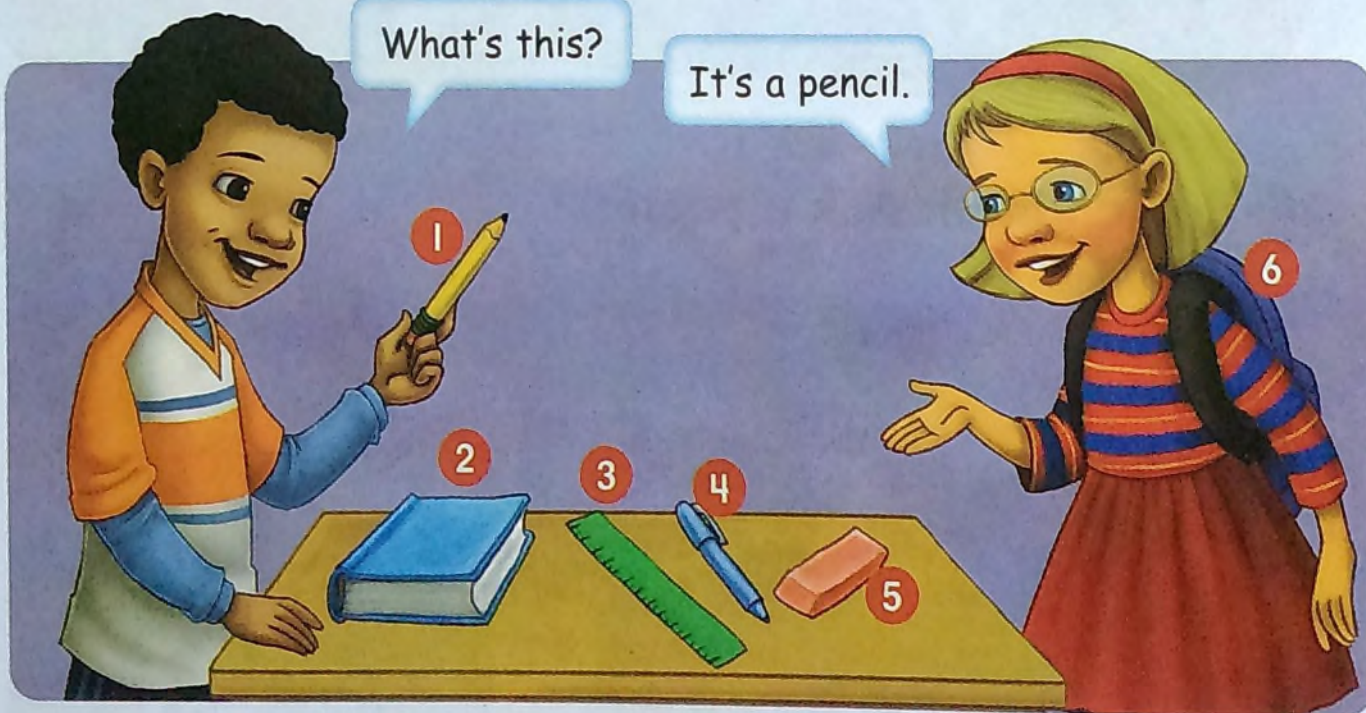
8. an eraser

B Ask and answer.

CD 1
09

What's this?

It's a pencil.



CD 1
10



What's this?


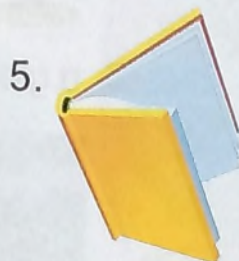
It's a pencil.

It's an eraser.

It is = It's

C Ask your partner.

CD 1
11



CD 1
12



What's this?
It's a desk.

D Listen, point, and chant.

CD 1
13



What's This? It's a Book.



What's this?
It's a book.
What's this?
What's this?
It's a bag.
What's this?



What's this?
It's a book.
What's this?
It's a bag.
What's this?
It's a book bag.

Let's Learn More



A Learn the words.

CD 1
14



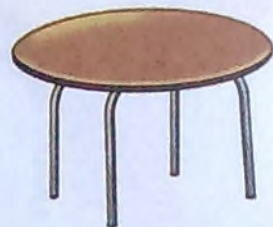
1. a map



2. a marker



3. a globe



4. a table



5. a board



6. a wastebasket



7. a poster



8. a crayon

B Make sentences.

CD 1
15

This is a map.

This is a globe.



C Play a game. Ask your partner. CD 1
17

Is this a poster?

Yes, it is.

No, it isn't. It's a pen.



D Listen and do. CD 1
18



1. Take out your book.



2. Open your book.



3. Close your book.



4. Put away your book.



A B C D E F G H I J K L M N O P Q R S T U V W X Y Z
a b c d e f g h i j k l m n o p q r s t u v w x y z

A Listen, point, and say. CD 1
19

Bb



bird



ball



boy

Pp




peach



pencil




pink

B Listen, point, and chant. CD 1
20 

The B P Phonics Chant


B b	ball	B b	boy
P p	pencil	P p	peach
P p	pencil	B b	ball
Pencil ball peach YES!			



At the Park



What's this?



It's a ball.



Is this a ball?



No, it isn't.
It's a peach.

Unit 2 Colors and Shapes

Let's Talk



A Listen and say.

CD 1
22

Hi, Andy. How are you?

I'm fine. How are you?

I'm fine. Thank you.

CD 1
23

How are you?

I'm **fine**. Thank you.

B Listen and sing. CD 1
24 



Hi! How Are You?

Hi, how are you?

I'm fine.

Hi, how are you?

I'm fine.

Hi, how are you?

I'm fine. How are you?

I'm fine, I'm fine, I'm fine.



fine




great

C Say and act. Greet your friend.

Hi, _____. How are you?

I'm _____. How are you?

I'm _____. Thank you.



Let's Learn



A Learn the words.

CD 1
25



1. yellow



2. blue



3. red



4. green



5. purple



6. orange



7. brown



8. pink



9. black



10. white

B Ask and answer.

CD 1
26






CD 1
27



What color is this?

It's orange.

C Make sentences. CD 1
28



This is a pencil.
It's yellow and pink.

D Listen, point, and sing. CD 1
30

The Black Cat Song

Green grass, blue sky,
Black cat, yellow eyes.
Red birds, blue sky,
Black cat, yellow eyes.

White clouds, blue sky,
Black cat, yellow eyes.
Black cat, blue sky,
Yellow, yellow eyes.



Let's Learn More



A Learn the words.

CD 1
31



1. a triangle



2. a square



3. a circle



4. a star



5. a diamond



6. a heart



7. an oval



8. a rectangle

B Make sentences.

CD 1
32



This is a star. It's blue.

It's a blue star.

CD 1
33




This is a star. It's blue.
It's a blue star.

C Play a game. Ask your partner.

CD 1
34

Is this a red square?
Yes, it is. No, it isn't.



D Listen and do.

CD 1
35



1. Pick up your pencil.



2. Draw a triangle.



3. Pick up a red marker.



4. Draw a picture.



A B **C** D E F **G** H I J K L M N O P Q R S T U V W X Y Z
a b **c** d e f **g** h i j k l m n o p q r s t u v w x y z

A Listen, point, and say.

CD 1
36

Cc



cat



coat



cow

Gg



girl



gate



goat

B Listen, point, and chant.

CD 1
37



The C G Phonics Chant

C c cat G g gate

C c cow G g girl

C c coat G g goat

Coat goat girl WOW!



On the Farm



This is my blue coat.
This is a green gate.



This is a brown cow.
This is a black cat.



This is a white goat.



Oh, no!
Is this my blue coat?

Let's Review



A Listen and check.

CD 1
39

1.



A ☐

B ☐

C ☐

2.



A ☐

B ☐

C ☐

3.



A ☐

B ☐

C ☐

4.



A ☐

B ☐

C ☐

5.



A ☐

B ☐

C ☐

6.



A ☐

B ☐

C ☐

7.



A ☐

B ☐

8.



A ☐

B ☐

B Play a game.

Is this an orange bag?

Yes, it is.



I can do it!

I Can

Unit 1

Unit 2

1. Say the words.
2. Make sentences.
3. Ask and answer.
4. Sing the songs.
5. Read the story.

<input type="checkbox"/>
<input type="checkbox"/>
<input type="checkbox"/>
<input type="checkbox"/>
<input type="checkbox"/>

<input type="checkbox"/>
<input type="checkbox"/>
<input type="checkbox"/>
<input type="checkbox"/>
<input type="checkbox"/>

Unit 3 At the Store

Let's Talk



A Listen and say. CD 1 40

Hi, Scott. This is my friend, Sarah.

Hello, Sarah.

Hi, Scott.



Let's play!



CD 1
41

This is my friend, Sarah.
Hello, Sarah.

B Listen, point, and sing. 

This Is My Friend

This is my friend, Sarah.

Hello, Sarah!

This is my friend, Sarah.

Hello, Sarah!

This is my friend, Scott.

Hi, Scott!

This is my friend, Scott.

Hi, Scott!

This is my friend, Sarah.

This is my friend, Scott.

Let's play!



C Say and act. Introduce your friend.

Hi, _____. This is
my friend, _____.

Hello, _____.




Let's Learn



A Learn the words.

CD 1
43



1. a crayon



2. a marker



3. a notebook



4. a pencil case



5. crayons



6. markers



7. notebooks



8. pencil cases

B Ask and answer.

CD 1
44



CD 1
45



How many crayons?

One crayon. Three crayons.

C Ask your partner. CD 1
46

1.




2.



3.



4.



5.



6.



How many **books**?

One book.

How many **stars**?

Three stars.

D Listen, write, and sing. CD 1
48



How Many?



Crayons, markers, pencil case, pencil case.

Crayons, markers, pencil case, pencil case.

2 crayons, ____ markers, ____ purple pencil case.

How many crayons? ____ crayons.

How many markers? ____ markers.

How many purple pencil cases? ____ purple pencil case.



Let's Learn More



A Learn the words.

CD 1
49



1. a CD



2. a video game



3. a cell phone



4. a computer



5. CDs



6. video games




7. cell phones



8. computers

B Ask and answer.

CD 1
50



CD 1
51



What's this?

It's a **cell phone**.

What are these?


They're **CDs**.

They are = They're

C Play a game. Ask your partner. CD 1
52

What's this?
It's a CD.

What are these?
They're pencil cases.



D Listen and do. CD 1
53




1. Point to the computer.



2. Find the video games.



3. Count the video games.



4. Count the books.



A B C **D** E F G H I J K L M N O P Q R S **T** U V W X Y Z
a b c **d** e f g h i j k l m n o p q r s **t** u v w x y z

A Listen, point, and say.

CD 1
54

Dd



esk



uck



oor

Tt



iger

2

wo



oys

B Listen, point, and chant.

CD 1
55

The D T Phonics Chant

D d duck D d door

T t tiger T t two

D d duck D d door

Ducks and tigers at the door!



At the Toy Store

1



Look at the toys!

2



They're tigers.

3



How many ducks?

4



Two ducks!

Unit 4 People at Home

Let's Talk



A Listen and say.

CD 1
57

Hi, Mom! This is my friend, Scott.

It's nice to meet you, Scott.

It's nice to meet you, too.



CD 1
58

It's nice to meet you.

It's nice to meet you, too.

B Listen and sing. 

The Family Song

This is my mother.

Nice to meet you.

Nice to meet you, too.

This is my father.

Nice to meet you.

Nice to meet you, too.



This is my sister.

Nice to meet you.

Nice to meet you, too.

This is my brother.

Nice to meet you.

Nice to meet you, too.




C Say and act. Introduce your family.

This is my _____.

It's nice to meet you.

It's nice to meet you, too.



Let's Learn



A Learn the words.

CD 1
60



1. grandmother



2. grandfather



3. mother



4. father



5. sister



6. brother



7. baby sister



8. baby brother

B Ask and answer.

CD 1
61

Who's she?



She's my grandmother.

Who's he?



He's my grandfather.

CD 1
62

Who's she? She's my **grandmother**.
Who's he? He's my **grandfather**.

Who is = Who's
She is = She's
He is = He's

C Ask your partner. CD 1
63



D Listen, point, and chant. CD 1
64

Who's She?

Who's she?

She's Marie.

Who's he?

He's my brother, Lee.

Who's he?

He's my brother, Lou.

Who's she?


She's my sister, Sue.

Who's she?

She's my good friend, Mary.

Who's he?

He's my good friend, Harry.



Let's Learn More



A Learn the words.

CD 1
65



1. tall

2. short

3. young

4. old

5. pretty

6. handsome

B Make sentences.

CD 1
66



CD 1
67

She's my mother.

She's pretty.

C Listen, circle, and sing. CD 1
68 

Is He Short? Is He Tall?

Is he short?	Yes	No
Is he tall?	Yes	No
Is he young?	Yes	No
Is he old?	Yes	No

Is he your    ?



Is she tall?	Yes	No
Is she short?	Yes	No
Is she old?	Yes	No
Is she young?	Yes	No

Is she your    ?

D Listen and do. CD 1
69

A, B, C...



1. Say the alphabet.

1, 2, 3, 4, 5, 6, 7, 8, 9, 10



2. Count to ten.



3. Read a book.



4. Write the word.



A B C D E F G H I J K L M N O P Q R S T U V W X Y Z
a b c d e f g h i j k l m n o p q r s t u v w x y z

A Listen, point, and say. CD 1
70

Aa



apple



cat



cap



bag

B Put the sounds together. CD 1
71

c a t

c a p

b a g

C Listen, point, and chant. CD 1
72

The A Phonics Chant

A a apple A a cat

A a tap A a pat

Cat apple apple cat

Tap an apple.

Pat a cat.



Let's Go to the Park



Is this your cat?
Yes, it is.



This is my bag.
This is my cap.



Look at the apples!



Who's he?
He's my brother!

Let's Review



A Listen and check.

CD 1
74

1.



A ☐

B ☐

C ☐

2.



A ☐

B ☐

C ☐

3.

A, B, C...



A ☐

B ☐

C ☐

4.

1, 2, 3...



A ☐

B ☐

C ☐

B Listen and number.

CD 1
75



C Play a game. Ask your partner.

He's my brother.
He's tall.

Who's he?



I Can

1. Say the words.
2. Make sentences.
3. Ask and answer.
4. Sing the songs.
5. Read the story.

Unit 3

<input type="checkbox"/>
<input type="checkbox"/>
<input type="checkbox"/>
<input type="checkbox"/>
<input type="checkbox"/>

Unit 4

<input type="checkbox"/>
<input type="checkbox"/>
<input type="checkbox"/>
<input type="checkbox"/>
<input type="checkbox"/>

Unit 5 Happy Birthday!


Let's Talk



A Listen and say.

CD 2
02

Happy birthday, Jenny!



How old are you?

I'm seven years old.

This is for you.

Thank you!



CD 2
03

How old are you?

I'm **seven** years old.

B Listen and sing. 

The Happy Birthday Song

It's my birthday today.

It's your birthday today.

It's my birthday today.

Happy birthday, Jenny!


One, two, three, four, five,
six, seven years old!

Now I'm seven years old.

Now you're seven years old.

Now I'm seven years old.

Happy birthday, Jenny!



C Say and act. Ask your friends.

How old are you?

I'm _____ years old.



Let's Learn



A Learn the words.

CD 2
05



1. a yo-yo



2. a baseball



3. a kite



4. a doll



5. a car



6. a robot



7. a bicycle



8. a jump rope




9. a puzzle



10. a bat

B Ask and answer.

CD 2
06



CD 2
07




What is it?

I don't know.

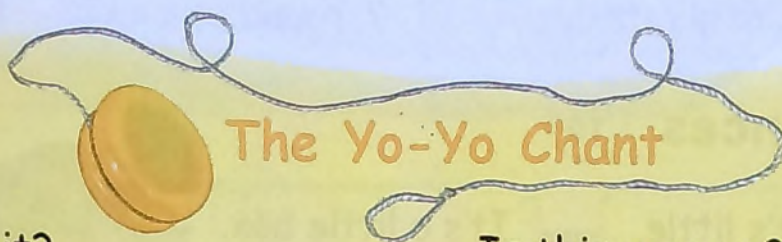
It's a yo-yo.

do not = don't

C Guess. What is it?



D Listen, point, and chant.



The Yo-Yo Chant

What is it?

It's a yo-yo.

It's a little yellow yo-yo.

What is it?

It's a yo-yo.

It's a little yellow yo-yo.

Is this a yo-yo?

No, no.

Is this a yo-yo?

No, no.

Is this a yo-yo?

Yes, it is.

It's a little yellow yo-yo.



Let's Learn More



A Learn the words. CD 2 09



1. big




2. little



3. new



4. old



5. long



6. short




7. round



8. square

B Make sentences. CD 2 10



It's little.
It's a little box.

C Listen, point, and chant.



Is It a Big Box?

Is it a big box?

Yes, it is.

It's big.

It's big.

Is it a square box?

Yes, it is.

It's square.

It's square.

Is it a little box?

No, it isn't.

Is it a round box?

No, it isn't.

Is it a big box?

Yes, it is.

It's a big
square box.

D Listen and do.

CD 2
13



1. ride a bicycle



2. jump rope



3. throw a ball



4. catch a ball



A B C D **E** F G H I J K L M N O P Q R S T U V W X Y Z
a b c d **e** f g h i j k l m n o p q r s t u v w x y z

A Listen, point, and say.

CD 2
14

Ee



egg



bed



pet



peg

B Put the sounds together.

CD 2
15

b e d

p e t

p e g

C Listen, point, and chant.

CD 2
16



The E Phonics Chant

E e bed

E e egg

E e pet

E e peg

Bed egg

pet bed

A pet and an egg on the bed!



At Home



Put your coat on a peg.



This is my pet.
It's a cat.



Is this an egg?
Yes, it is.



I like eggs!

Unit 6 Outdoors

Let's Talk



A Listen and say.

CD 2
18



1. sunny



2. rainy



3. windy



4. cloudy



5. snowy

CD 2
19

How's the weather?
It's **sunny**.

How is = How's

B Listen, point, and sing.



How's the Weather?

How's the weather?

It's sunny.

How's the weather?

It's sunny.


How's the weather?

It's sunny. It's sunny today.

C Say and act. Talk about the weather.

How's the weather?

It's _____!



Let's Learn



A Learn the words.

CD 2
21



1. a flower



2. a tree



3. a cloud



4. a puddle



5. flowers



6. trees



7. clouds



8. puddles

B Ask and answer.

CD 2
22

How many flowers are there?

There's one flower.

How many trees are there?

There are four trees.

CD 2
23

How many **flowers** are there?
There's **one flower**.

How many **trees** are there?
There are **four trees**.

There is = There's

C Count. Then make sentences. CD 2
24

There is **one** puddle.
There are **two** clouds.



1

















Let's Learn More



A Learn the words.

CD 2
25



1. in



2. on




3. under



4. by

B Ask and answer.

CD 2
26



CD 2
27



Where's the **bat**?
It's **on** the **table**.

Where are the **balls**?
They're **under** the **table**.

Where is = Where's

C Listen, point, and sing.



Where Are the Bugs?

Where are the bugs?

They're on the flowers.

Where are the flowers?

They're by the tree.

Where's the tree?

It's in the puddle.

Where's the puddle?

It's under the tree.

D Listen and do.

CD 29



1. Put the baseball on the table.



2. Put the bat by the baseball.



3. Put the baseball in the bag.



4. Put the bag under the tree.



A B C D E F G H **I** J K L M N O P Q R S T U V W X Y Z
a b c d e f g h **i** j k l m n o p q r s t u v w x y z

A Listen, point, and say. CD 2
30

Ii



igloo



bib



big



pit

B Put the sounds together. CD 2
31

b i b

b i g

p i t

C Listen, point, and chant. CD 2
32

The I Phonics Chant

I i igloo I i dig
I i igloo I i big
Dig big big dig
Dig a big pit by the igloo!



In the Snow



It's snowy.
Let's make an igloo.



These are big squares.
This is a big pit.



This is the baby.
This is a bib.



Let's play!

Let's Review



CD 2
34

A Listen and check.

1.



A ☐



B ☐



C ☐

2.



A ☐



B ☐



C ☐

3.



A ☐



B ☐



C ☐

4.



A ☐



B ☐



C ☐

5.



A ☐



B ☐



C ☐

6.



A ☐



B ☐



C ☐

7.



A ☐



B ☐



C ☐

8.



A ☐



B ☐



C ☐

B Play a game. Make sentences.

Is it a **big robot**?
Where's the **jump rope**?
How many **flowers** are there?
How's the weather? It's **sunny**



I can do it!

I Can

Unit 5

Unit 6

1. Say the words.
2. Make sentences.
3. Ask and answer.
4. Sing the songs.
5. Read the story.

<input type="checkbox"/>
<input type="checkbox"/>
<input type="checkbox"/>
<input type="checkbox"/>
<input type="checkbox"/>

<input type="checkbox"/>
<input type="checkbox"/>
<input type="checkbox"/>
<input type="checkbox"/>
<input type="checkbox"/>

Unit 7 Food

Let's Talk




CD 2
35

A Listen and say.

I'm hungry.
I want an apple.

I'm thirsty. I want juice.



Here you are.

Thank you.

You're welcome.



CD 2
36

Here you are.
Thank you.
You're welcome.

You are = You're


B Listen, point, and sing.



I Want an Apple

Apples, apples!
Where are the apples?
I'm hungry.
I want an apple.
Apples, apples!
Where are the apples?
Here you are.

Thank you.
Thank you very much.
You're welcome.
Thank you very much.
You're welcome.
Thank you, thank you.
Thank you very much.
Thank you very much!
You're welcome!



C Say and act. Hungry or thirsty?



Let's Learn



A Learn the words. CD 2 38



1. a banana



2. a soda



3. a milkshake



4. a cookie



5. a sandwich



6. a salad



7. an egg



8. an orange

B Ask and answer. CD 2 39

What do you want?

I want a banana.

I want an orange.



CD 2
40









What do you want?

I want a banana.

I want an orange.

C Ask your partner.

CD 2
41

1		sandwich		soda
2		egg		salad
3		banana		orange
4		cookie		milkshake

CD 2
42

What do you want?

I want a sandwich and a soda.

D Listen, circle, and sing.

CD 2
43

What Do You Want?

What do you want?

I want   .

What do you want?

I want   .

What do you want?

I want   .

What do you want?

I want   .

Let's Learn More



A Learn the words.

CD 2
44



1. chicken



2. fish



3. pizza



4. bread



5. rice



6. milk



7. cake




8. ice cream

B Make sentences.

CD 2
45

I want chicken. I don't want fish.

I want fish. I don't want chicken.




CD 2
46



I want **chicken**.
I don't want **fish**.

do not = don't

C Ask and answer. Check (✓).

Do you want _____ ?						
						
Yes, I do.						
No, I don't.						

Do you want **pizza**?

Yes, I do.

No, I don't. I want **rice**.

D Listen and do.



1. wash my hands



2. eat pizza



3. drink milk



4. brush my teeth



A B C D E F G H I J K L M N O P Q R S T U V W X Y Z
a b c d e f g h i j k l m n o p q r s t u v w x y z

A Listen, point, and say. CD 2
50

O o



octopus



dot



pot




top

B Put the sounds together. CD 2
51

d o t

p o t

t o p

C Listen, point, and chant. CD 2
52 

The O Phonics Chant

O o octopus O o pot

O o octopus O o top

Pot top dot pot

Octopus on top of the pot!



On the Beach



Where is the pot?
I want the pot.



Where is the top?
I want the top.



What is it? It's a dot.
Look at the dots.



This is my octopus!

Unit 8 Animals

Let's Talk



A Listen and say.

CD 2
54

What's your favorite color?

Red. What about you?

I like blue.

What's your favorite color?

Red. What about you?

I like blue.

CD 2
55

B Listen, point, and sing. 

What's Your Favorite Color?

What's your favorite color, Ted?

My favorite color is red.

What's your favorite color, Jean?

My favorite color is green.

What's your favorite color, Jack?

My favorite color is black.

What's your favorite color, Sue?

My favorite color is blue.



C Say and act. Ask your friends.



Let's Learn



A Learn the words.

CD 2
57



1. a cat



2. a dog



3. a bird



4. a rabbit



5. a frog



6. cats



7. dogs



8. birds



9. rabbits



10. frogs

B Make sentences.

CD 2
58








CD 2
59




There's a rabbit.
I like rabbits.

C Ask your partner. Check (✓). CD 2
60

	What do you like?				
					
You					
Your Partner					



What do you like?
I like **cats**.

D Listen, point, and sing. CD 2
62 

I Like Turtles

I like turtles.

What about you?

I like turtles, too.

I like turtles.

I want a turtle.

I want a turtle, too.



Let's Learn More



A Learn the words.

CD 2
63



1. a monkey



2. a lion



3. a bear



4. a giraffe



5. an elephant



6. monkeys



7. lions



8. bears



9. giraffes



10. elephants

B Make sentences.

CD 2
64



CD 2
65

I like **monkeys**.
I don't like **lions**.

C Listen, point, and chant. CD 2 66

Do You Like Cats?

Do you like cats?

Yes, I do.

Do you like dogs?

Yes, I do.

Do you like spiders?

No, I don't.

I don't like spiders!

Do you like birds?

Yes, I do.

Do you like rabbits?

Yes, I do.

Do you like frogs?

No, I don't.

I don't like frogs!

D Listen and do. CD 2 67



1. hear a lion



2. see a rabbit



3. feed a fish



4. pet a goat



A B C D E F G H I J K L M N O P Q R S T **U** V W X Y Z
a b c d e f g h i j k l m n o p q r s t **u** v w x y z

A Listen, point, and say.

CD 2
68

Uu



umbrella



tub



bug



cup

B Put the sounds together.

CD 2
69

t u b

b u g

c u p

C Listen, point, and chant.

CD 2
70



The U Phonics Chant

U u umbrella U u cup

U u umbrella U u tub

Bug cup bug tub

Bug on an umbrella in the tub!



On the Playground



Oh, no!
Where is my bug?



Is it on the umbrella?
No, it isn't.



Is it under the tub?
No, it isn't.



There it is. It's on the
cup. I like bugs!

Let's Review



A Play a game.
Make sentences.

☐ I like _____.

☐ I want a _____.

End



I want
a turtle.



Start



I like fish.

I want a cat.



I like bananas.



I Can

Unit 7

Unit 8

1. Say the words.
2. Make sentences.
3. Ask and answer.
4. Sing the songs.
5. Read the story.

<input type="checkbox"/>
<input type="checkbox"/>
<input type="checkbox"/>
<input type="checkbox"/>
<input type="checkbox"/>

<input type="checkbox"/>
<input type="checkbox"/>
<input type="checkbox"/>
<input type="checkbox"/>
<input type="checkbox"/>

I can do it!

Let's Go 1 Syllabus

Let's Remember

Alphabet Aa-Zz
Numbers 1-10

Language: What can you do? I can walk.
I can run. I can jump. I can dance.

Unit 1 Things for School

Let's Talk	Let's Learn	Let's Learn More	Let's Read
Conversation: What's your name? My name is Kate. Song: The Hello Song	School Supplies: a pencil, a pen, a bag, a book, a desk, a chair, a ruler, an eraser Language: What's this? It's a pencil/an eraser. Chant: What's This? It's a Book.	Classroom Objects: a map, a marker, a globe, a table, a board, a wastebasket, a poster, a crayon Language: This is a map. Is this a poster? Yes, it is. No, it isn't. Listen and do: take out, open, close, put away	Phonics Bb bird, ball, boy Pp peach, pencil, pink The BP Phonics Chant Story: At the Park

Unit 2 Colors and Shapes

Let's Talk	Let's Learn	Let's Learn More	Let's Read
Conversation: How are you? I'm fine. Thank you. Song: Hi! How are you?	Colors: yellow, blue, red, green, purple, orange, brown, pink, black, white Language: What color is this? It's orange. This is a pencil. It's yellow and pink. Song: The Black Cat Song	Shapes: a triangle, a square, a circle, a star, a diamond, a heart, an oval, a rectangle Language: This is a star. It's blue. It's a blue star. Is this a red square? Yes, it is. No, it isn't. Listen and do: pick up, draw	Phonics Cc cat, coat, cow Gg girl, gate, goat The CG Phonics Chant Story: On the Farm

Let's Review Units 1 and 2

Unit 3 At the Store

Let's Talk	Let's Learn	Let's Learn More	Let's Read
Conversation: This is my friend, Sarah. Hello, Sarah. Song: This Is My Friend	Writing Supplies: a crayon, a marker, a notebook, a pencil case, crayons, markers, notebooks, pencil cases Language: How many crayons? Three crayons. Song: How Many?	Electronics: a CD, a video game, a cell phone, a computer, CDs, video games, cell phones, computers Language: What's this? It's a cell phone. What are these? They're CDs. Listen and do: point to, find, count	Phonics Dd desk, duck, door Tt tiger, two, toys The DT Phonics Chant Story: At the Toy Store

Unit 4 People at Home

Let's Talk	Let's Learn	Let's Learn More	Let's Read
Conversation: It's nice to meet you, Scott. It's nice to meet you, too. Song: The Family Song	Family Words: grandmother, grandfather, mother, father, sister, brother, baby sister, baby brother Language: Who's she/he? She's my grandmother. He's my grandfather. Chant: Who's She?	Describing People: tall, short, young, old, pretty, handsome Language: She's my mother. She's pretty. Song: Is He Short? Is He Tall? Listen and do: say, count, read, write	Phonics Aa apple, cat, cap, bag The A Phonics Chant Story: Let's Go to the Park

Let's Review Units 3 and 4

Unit 5 Happy Birthday!



Let's Talk	Let's Learn	Let's Learn More	Let's Read
Conversation: Happy Birthday, Jenny! How old are you? I'm seven years old. This is for you. Thank you. Song: The Happy Birthday Song	Toys: a yo-yo, a baseball, a kite, a doll, a car, a robot, a bicycle, a jump rope, a puzzle, a bat Language: What is it? I don't know. It's a yo-yo. Chant: The Yo-Yo Chant	Describing Things: big, little, new, old, long, short, round, square Language: It's little. It's a little box. Chant: Is It a Big Box? Listen and do: ride, jump, throw, catch	Phonics Ee egg, bed, pet, peg The E Phonics Chant Story: At Home

Unit 6 Outdoors

Let's Talk	Let's Learn	Let's Learn More	Let's Read
Conversation: How's the weather? It's sunny. Weather: sunny, rainy, windy, cloudy, snowy Song: How's the Weather?	Nature: a flower, a tree, a cloud, a puddle, flowers, trees, clouds, puddles Language: How many flowers/trees are there? There is one flower. There are four trees.	Location Words: in, on, under, by Language: Where's the bat? It's on the table. Where are the balls? They're under the table. Song: Where Are The Bugs? Listen and do: put on, put by, put in, put under	Phonics Ii igloo, bib, big, pit The I Phonics Chant Story: In the Snow

Let's Review Units 5 and 6

Unit 7 Food

Let's Talk	Let's Learn	Let's Learn More	Let's Read
Conversation: I'm hungry. I want an apple. I'm thirsty. I want juice. Here you are. Thank you. You're welcome. Song: I Want an Apple	Foods: a banana, a soda, a milkshake, a cookie, a sandwich, a salad, an egg, an orange Language: What do you want? I want a banana. Song: What Do You Want?	More Foods: chicken, fish, pizza, bread, rice, milk, cake, ice cream Language: I want chicken. I don't want fish. Do you want pizza? Yes, I do. No, I don't. Listen and do: wash, eat, drink, brush	Phonics Oo octopus, dot, pot, top The O Phonics Chant Story: On the Beach

Unit 8 Animals

Let's Talk	Let's Learn	Let's Learn More	Let's Read
Conversation: What's your favorite color? Red. What about you? I like blue. Song: What's Your Favorite Color?	Pets: a cat, a dog, a bird, a rabbit, a frog, cats, dogs, birds, rabbits, frogs Language: There's a rabbit. I like rabbits. What do you like? Song: I Like Turtles	Zoo Animals: a monkey, a lion, a bear, a giraffe, an elephant, monkeys, lions, bears, giraffes, elephants Language: I like monkeys. I don't like lions. Listen and do: hear, see, feed, pet	Phonics Uu umbrella, tub, bug, cup The U Phonics Chant Story: On the Playground

Let's Review Units 7 and 8

Word List

A

about66
am4
and15
apple36
are12

B

baby32
bag6
ball10
banana60
baseball42
bat42
bear70
bed46
bib54
bicycle42
big44
bird10
birthday40
black14
blue14
board8
book6
box44
boy10
bread62
brother32
brown14
brush63
bug72
by52

C

cake62
can3
cap36
car42
cat18
catch45
CD26
cell phone26
chair6
chicken62
circle16
close9
cloud50
cloudy48
coat18
color14
computer26
cookie60
count27
cow18
crayon8
cup72

D

dance3
desk6
diamond16
dig54
do3
dog68
doll42
door28
dot64
draw17
drink63
duck28

E

eat63
egg46
eight (8)3
elephant70
eraser6

F

father32
favorite66
feed71
find27
fine12
fish62
five (5)3
flower50
four (4)3
friend22
frog68

G

gate18
giraffe70
girl18
globe8
goat18
grandfather32
grandmother32
green14

H

hands63
handsome34
happy40
he32
hear71
heart16
hello4
here58
hi12
how12
hungry58

I

ice cream62
igloo54
in52
is4
it6

J

juice58
jump rope42

K

kite42
know42

L

let's55
like47
lion70
little44
long44
look29

M

make55
many24
map8
marker8
meet30
milk62
milkshake60
monkey70
mother32
my4

N

name4
new44
nice30
nine (9)3
no9
not42
notebook24

O

octopus64
old34
on52
one (1)3
open9
orange14
oval16

P

pat36
peach10
peg46
pen6
pencil6

pencil case24
pet46
pick up17
pink10
pit54
pizza62
poster8
pot64
pretty34
puddle50
purple14
put47
put away9
puzzle42

R

rabbit68
rainy48
read35
rectangle16
red14
rice62
ride45
robot42
round44
ruler6
run3

S

salad60
sandwich60
say the
alphabet35
see71
seven (7)3
she32
short34
sister32
six (6)3
snow55
snowy48
soda60
square16
star16
sunny48

T

table8
take out9
tall34
tap36
teeth63
ten (10)3
thank you12
there50
these26
they26

thirsty58
this6
three (3)3
throw45
tiger28
to27
too30
top64
toys28
tree50
triangle16
tub72
turtle69
two (2)3

U

umbrella72
under52

V

video game26

W

walk3
want58
wash63
wastebasket8
weather48
welcome58
what3
where52
white14
who32
windy48
word35
write35

Y

years40
yellow14
yes9
yo-yo42
you3
young34
your4

Track List

01 Introduction

Let's Remember

- 02 CD1-02 A. Listen, point, and sing.
"The Alphabet Song"
03 CD1-03 B. Let's count.

Unit 1 Things for School

Let's Talk

- 04 CD1-05 A. Listen and say.
05 CD1-07 B. Listen and sing.
"The Hello Song"

Let's Learn

- 06 CD1-08 A. Learn the words.
07 CD1-13 D. Listen, point, and chant.
"What's This? It's a Book"

Let's Learn More

- 08 CD1-14 A. Learn the words.
09 CD1-18 D. Listen and do.

Let's Read

- 10 CD1-19 A. Listen, point, and say.
11 CD1-20 B. Listen, point, and chant.
"The BP Phonics Chant"
12 CD1-21 C. Listen and read along.

Unit 2 Colors and Shapes

Let's Talk

- 13 CD1-22 A. Listen and say.
14 CD1-24 B. Listen and sing.
"Hi! How Are You?"

Let's Learn

- 15 CD1-25 A. Learn the words.
16 CD1-30 D. Listen, point, and sing.
"The Black Cat Song"

Let's Learn More

- 17 CD1-31 A. Learn the words.
18 CD1-35 D. Listen and do.

Let's Read

- 19 CD1-36 A. Listen, point, and say.
20 CD1-37 B. Listen, point, and chant.
"The CG Phonics Chant"
21 CD1-38 C. Listen and read along.

Unit 3 At the Store

Let's Talk

- 22 CD1-40 A. Listen and say.
23 CD1-42 B. Listen, point and sing.
"This Is My Friend"

Let's Learn

- 24 CD1-43 A. Learn the words.
25 CD1-48 D. Listen, write, and sing.
"How Many?"

Let's Learn More

- 26 CD1-49 A. Learn the words.
27 CD1-53 D. Listen and do.

Let's Read

- 28 CD1-54 A. Listen, point, and say.
29 CD1-55 B. Listen, point, and chant.
"The DT Phonics Chant"
30 CD1-56 C. Listen and read along.

Unit 4 People at Home

Let's Talk

- 31 CD1-57 A. Listen and say.
32 CD1-59 B. Listen and sing.
"The Family Song"

Let's Learn

- 33 CD1-60 A. Learn the words.
34 CD1-64 D. Listen point, and chant.
"Who's She?"

Let's Learn More

- 35 CD1-65 A. Learn the words.
36 CD1-68 C. Listen, circle, and sing.
"Is He Short? Is He Tall?"
37 CD1-69 D. Listen and do.

Let's Read

- 38 CD1-70 A. Listen, point, and say.
39 CD1-71 B. Put the sounds together.
40 CD1-72 C. Listen, point, and chant.
"The A Phonics Chant"
41 CD1-73 D. Listen and read along.

Unit 5 Happy Birthday

Let's Talk

- 42 CD2-02 A. Listen and say.
43 CD2-04 B. Listen and sing.
"The Happy Birthday Song"

Let's Learn

- 44 CD2-05 A. Learn the words.
45 CD2-08 D. Listen, point, and chant.
"The Yo-Yo Chant"

Let's Learn More

- 46 CD2-09 A. Learn the words.
47 CD2-12 C. Listen, point, and chant.
"Is It a Big Box?"
48 CD2-13 D. Listen and do.

Let's Read

- 49 CD2-14 A. Listen, point, and say.
50 CD2-15 B. Put the sounds together.
51 CD2-16 C. Listen, point, and chant.
"The E Phonics Chant"
52 CD2-17 D. Listen and read along.

Unit 6 Outdoors

Let's Talk

- 53 CD2-18 A. Listen and say.
54 CD2-20 B. Listen, point, and sing.
"How's the Weather?"

Let's Learn

- 55 CD2-21 A. Learn the words.

Let's Learn More

- 56 CD2-25 A. Learn the words.
57 CD2-28 C. Listen and sing.
"Where Are the Bugs?"
58 CD2-29 D. Listen and do.

Let's Read

- 59 CD2-30 A. Listen, point, and say.
60 CD2-31 B. Put the sounds together.
61 CD2-32 C. Listen, point, and chant.
"The I Phonics Chant"
62 CD2-33 D. Listen and read along.

Unit 7 Food

Let's Talk

- 63 CD2-35 A. Listen and say.
64 CD2-37 B. Listen, point and sing.
"I Want an Apple"

Let's Learn

- 65 CD2-38 A. Learn the words.
66 CD2-43 D. Listen, circle, and sing.
"What Do You Want?"

Let's Learn More

- 67 CD2-44 A. Learn the words.
68 CD2-49 D. Listen and do.

Let's Read

- 69 CD2-50 A. Listen, point, and say.
70 CD2-51 B. Put the sounds together.
71 CD2-52 C. Listen, point, and chant.
"The O Phonics Chant"
72 CD2-53 D. Listen and read along.

Unit 8 I Can

Let's Talk

- 73 CD2-54 A. Listen and say.
74 CD2-56 B. Listen, point, and sing.
"What's Your Favorite Color?"

Let's Learn

- 75 CD2-57 A. Learn the words.
76 CD2-62 D. Listen, point, and sing.
"I Like Turtles"

Let's Learn More

- 77 CD2-63 A. Learn the words.
78 CD2-66 C. Listen, point, and chant.
"Do You Like Cats?"
79 CD2-67 D. Listen and do.

Let's Read

- 80 CD2-68 A. Listen, point, and say.
81 CD2-69 B. Put the sounds together.
82 CD2-70 C. Listen, point, and chant.
"The U Phonics Chant"
83 CD2-71 D. Listen and read along.



LET'S GO

4th Edition



The **NEW** edition of the bestselling 7-level primary English course!

Millions of children around the world have learned to speak English through the trusted methodology of **LET'S GO**:

- Conversations and question-and-answer practice get children talking from the very beginning
- Interactive songs and chants by Carolyn Graham bring classrooms to life
- **NEW** Phonics and reading lessons help children learn to read fluently
- **NEW** Fun phonics chants and drum tracks improve pronunciation and intonation
- **NEW** Communication games give children many more opportunities to use English with confidence



Oxford making  digital sense

- Student Book with Student Audio CD of conversations, vocabulary, songs, and readings
- Workbook
- Teacher's Book with  Test Center  CD-ROM
- Class Audio CDs
- Teacher Cards and Student Cards
- Oxford iTools
Digital Classroom Resources

www.oup.com/elt/letsgo

OXFORD
UNIVERSITY PRESS

www.oup.com



Recommended Readers
Dolphin Readers
Level 1

CEF
B1
A2
A1

ISBN 978-0-19-452618-7



9 780194 626187