

3

With Student  
Audio CD



# LET'S GO

4th  
Edition


STUDENT BOOK



R. Nakata  
K. Frazier  
B. Hoskins  
C. Graham

OXFORD





R. Nakata

K. Frazier

B. Hoskins

C. Graham

**OXFORD**  
UNIVERSITY PRESS



# Table of Contents

**Let's Remember** ..... 2

Unit 1 **At School** ..... 4

Unit 2 **Clothing** ..... 12

**Let's Review Units 1 and 2** ... 20

Unit 3 **Places** ..... 22

Unit 4 **Occupations** ..... 30

**Let's Review Units 3 and 4** ... 38

Unit 5 **Activities** ..... 40

Unit 6 **What Time Is It?** ..... 48

**Let's Review Units 5 and 6** ... 56

Unit 7 **Yesterday and Today** ..... 58

Unit 8 **My Home** ..... 66

**Let's Review Units 7 and 8** ... 74

**Syllabus** ..... 76

**Word List** ..... 78



**Kate**



**Andy**



**Jenny**



**Scott**



**Let's Talk**



**Let's Learn**



**Let's Learn More**



**Let's Read**

**Phonics**

**Phonics**



**Let's Review**



# Let's Remember

**A** Listen, point, and say.

CD 1  
02





It's a sunny day!



He's going to the park.



This is Kate's umbrella.



Good-bye!



See you later.



These are my favorite cookies!





# Unit 1 At School

## Let's Talk



### A Listen and say.

CD 1  
03

Oh, no! I don't have any potato chips.

I think I have some.



Really? Can I have some?

Sure. Help yourself!

Thanks! Do you want some grapes?

Yes, please. Thanks!



CD 1  
04

Can I have some?

Sure. Help yourself!



**B** Practice the words. Make sentences.

CD 1  
05



1. popcorn



2. candy



3. peanuts



4. crackers



5. potato chips

CD 1  
06

I have some popcorn.  
I don't have any candy.

**C** Listen and sing.

CD 1  
07

## No Popcorn

I have some candy,  
I have some grapes,  
but I don't have any popcorn.  
No popcorn, no popcorn,  
I don't have any popcorn!

Do you want some grapes?  
I have some, but I don't  
have any popcorn.  
Do you want some peanuts?  
I have some peanuts, but I don't  
have any popcorn.

No popcorn, no popcorn,  
I don't have any popcorn.  
I want some popcorn, yes, I do.  
I love popcorn!  
I do, too!





# Let's Learn



## A Learn the words.

CD 1  
08



1. chalk



2. paint




3. tape



4. scissors



5. glue



6. paper



7. ribbon



8. string

## B Ask and answer.

CD 1  
09



CD 1  
10

What does	he	have?	He	has some	chalk.
	she		She		



# C Make sentences.

CD 1  
11



CD 1  
12



She has some tape.

He doesn't have any glue.

# D Listen, point, and sing.

CD 1  
13



## Sue Doesn't Have Any Glue

Sue doesn't have any glue.  
Sue doesn't have any glue.  
Sue has some paper.  
Sue has some string.  
Sue has a bird,  
and it's learning to sing.  
Sue has some ribbon.  
Sue has some chalk.  
Sue has a dog,  
and it's learning to talk.

But Sue isn't happy.  
No, she's feeling blue.  
Sue doesn't have any glue. (Boo hoo!)  
Sue doesn't have any glue.





# Let's Learn More



## A Learn the words. CD 1 14



1. magnets



2. scissors



3. calculators



4. colored pencils



5. rubber bands



6. push pins



7. paint brushes



8. staplers

## B Ask and answer. CD 1 15

Does she have any magnets?

Yes, she does.



CD 1  
16

Does **she** have any **magnets**?

Yes, **she** does.

No, **she** doesn't.



**C** Play a game. Ask your partner.

CD 1  
17

Do they have any **chalk**?

Yes, they do.  
No, they don't.



**D** Make sentences.

He has some \_\_\_\_\_.

They have some \_\_\_\_\_.

She has some \_\_\_\_\_.

They don't have any \_\_\_\_\_.





**A** Listen, point, and say. CD 1  
18

**bl**

black



**gl**

glass



**pl**

plate



blue




glue



plant



**B** Listen, point, and chant. CD 1  
19 

### Big Black Butterfly

Quick! Look at the big black butterfly

Dancing on the little green plant!

Pick up your glass. Now he's on your plate!

He's on your blue gloves! He's beautiful!





**C Listen and read along.**

CD 1  
20

# Sam's Plant



1 Sam has a little green plant.  
He has a glass pot and a blue plate.



2 He puts the plant in the glass pot.  
He puts the pot on the blue plate.



3 The plant is big. Oh, no!  
Sam doesn't have any glue!



4 Sam puts the plant in a black pot.  
The black pot is big!

**D Listen and circle.**

CD 1  
21

1. What color is the plate?

a. blue

b. black

2. Does Sam have any glue?

a. Yes, he does.

b. No, he doesn't.

3. Is the black pot big or little?

a. big

b. little



# Unit 2 Clothing

## Let's Talk



### A Listen and say.

CD 1  
22

Which hat do you like?



I like the red one.

Which hat do you like?



I don't know.

What about this one?



Wow! I like that one!

We want these hats, please!



CD 1  
23

Which hat do you like?

I like the red one.

I don't know.



**B Practice the words. Ask and answer.**

CD 1  
24



1. striped



2. polka-dot



3. plaid



4. checked

CD 1  
25

Which hat do you like?  
I like the **striped** one.

**C Listen and chant.**

CD 1  
26



## Red Plaid Hat


Which hat do you like?  
I like the striped one.  
Which one do you like?  
I don't know.

What about this one?  
It's OK, but oh! Look at that!  
Look at that red plaid hat! Wow!  
Look at that red plaid hat!  
Look at that red plaid hat!



Which hat do you like?  
I like the checked one.  
Which one do you like?  
I don't know.

What about this one?  
It's OK, but oh! Look at that!  
Look at that polka-dot hat! Wow!  
Look at that pink polka-dot hat!  
Look at that polka-dot hat!





# Let's Learn



## A Learn the words.

CD 1  
27



1. a blouse



2. a skirt



3. a dress



4. a shirt



5. pants



6. shorts



7. shoes



8. socks

## B Ask and answer.

CD 1  
28



CD 1  
29

What's *she* wearing?

She's wearing a dress.



## C Make sentences.

CD 1  
30

1.



2.



3.



4.



5.



6.



CD 1  
31



He's wearing a shirt.  
He's not wearing a skirt.

They're wearing pants.  
They're not wearing shorts.

## D Listen, point, and sing.

CD 1  
32



### Cowboy Boots

Cowboy boots from Dallas, Texas.  
Cowboy boots from Dallas, Texas.  
Cowboy boots from Dallas, Texas.  
Everybody's wearing cowboy boots.

What's she wearing?

Cowboy boots.

What's he wearing?

Cowboy boots.

What are they wearing?

Cowboy boots.

Cowboy boots from Dallas, Texas.





# Let's Learn More



## A Learn the words.

CD 1  
33



1. a T-shirt



2. a jacket



3. a sweater



4. a sweatshirt



5. jeans



6. pajamas



7. slippers



8. boots

## B Ask and answer.

CD 1  
34

Whose jacket is this?

It's Scott's jacket.



Whose jeans are these?

They're Jenny's jeans.



CD 1  
35



Whose **jacket** is this?

It's **Scott's jacket**.

Whose **jeans** are these?

They're **Jenny's jeans**.



**C** Make sentences. CD 1 36



CD 1 37

It's **her** jacket.

They're **her** boots.

**D** Ask and answer. CD 1 38



CD 1 39

Is **his** sweater green?

Yes, it is.

No, it isn't.

Are **her** boots blue and white?

Yes, they are.

No, they aren't.





**A** Listen, point, and say. CD 1  
40

**br**

brown



bread



**gr**

green



grapes




**pr**

pretty



prune



**B** Listen, point, and chant. CD 1  
41 

### Brown Bread for Breakfast

Brown bread for breakfast!

Two green grapes for lunch!

Brown bread for breakfast!

Pretty little prunes for brunch!





**C** Listen and read along. CD 1  
42

# Weather Around the World



It's sunny today in Australia. Brenda is eating green grapes.



It's windy today in Brazil. Pia is wearing a brown scarf.



It's snowy today in Greenland. Greg is at home. Greg and his brother are baking prune bread.



**D** Listen and circle. CD 1  
43

1. What is Brenda eating?
2. What color is Pia's scarf?
3. How's the weather in Greenland?

- |           |           |
|-----------|-----------|
| a. grapes | b. prunes |
| a. brown  | b. green  |
| a. rainy  | b. snowy  |



# Let's Review



Listen and check.

CD 1  
44



A ☐



B ☐



C ☐



A ☐



B ☐



C ☐



A ☐



B ☐



C ☐



A ☐



B ☐



C ☐

Listen and number.

CD 1  
45





# C Let's Read About Tony

CD 1  
46

My name is Tony. I live in the United States. I go to a small school. There are twelve students in my class. We use computers in class.



My school



My class

## What about you?

- Where do you live?
- How many students are in your class?

## New Words

live  
students  
class  
computers

## D Your turn. Write a letter to Tony.

Dear Tony,

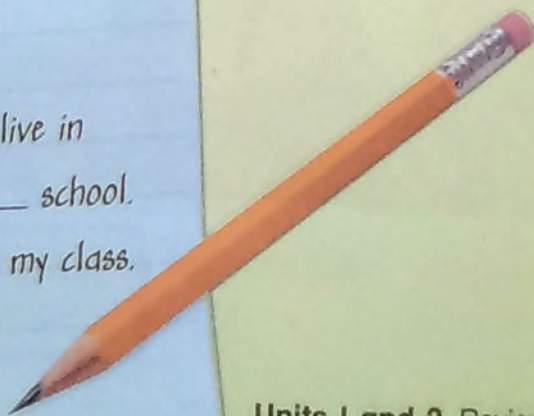
My name is \_\_\_\_\_. I live in

\_\_\_\_\_. I go to a \_\_\_\_\_ school.

There are \_\_\_\_\_ students in my class.

Your friend,

\_\_\_\_\_





# Unit 3 Places

## Let's Talk



### A Listen and say.

CD 1  
47


Excuse me. Where's the nurse's office?



It's next to the gym.  
Follow me.

OK.

Here's the nurse's office.



NURSE'S  
OFFICE

Thanks for your help.

You're welcome.

CD 1  
48

Thanks for your help.  
You're welcome.




# B Practice the words. Ask and answer.

1. music room

2. classroom

3. gym



4. art room

5. lunchroom

6. office

Where's the **lunchroom**?It's **next to** the **art room**.It's **across from** the **classroom**.It's **between** the **art room** and the **office**.CD 1  
50

across from



between



next to

## C Listen, point, and sing.

CD 1  
51

### Where's the Classroom?

Where's the classroom?

It's next to the gym.

Where's the classroom?

It's next to the gym.

Where's the gym?

It's next to the classroom.

Where's the classroom?

It's next to the gym.

Where's the music room?

It's across from the art room.

Where's the art room?


It's across from the music room.

Where's the lunchroom?

It's between the art room and the office.

Where's the office?

It's across from the gym.





# Let's Learn



## A Learn the words.

CD 1  
52



1. clinic



2. repair shop



3. office



4. factory



5. store



6. bakery

## B Ask and answer.

CD 1  
53



CD 1  
54



Where's **he** going?

**He's** going to the **store**.



# C Ask and answer.

CD 1  
55



CD 1  
56

Are they going to the office?  
Yes, they are.  
No, they aren't.

# D Listen, point, and chant.

CD 1  
57

## Where Are You Going?



Where are you going?  
I'm going to the park.  
Are you going with Tom?  
No, I'm going with Mark.



Where is Sue going?  
She's going to the store.  
Is she going at three?  
No, she's going at four.

Where is Jack going?  
He's going to Brazil.  
Is he going with Bob?  
No, he's going with Bill.





# Let's Learn More



## A Learn the words.

CD 1  
58



1. by car



2. by bike



3. on foot



4. by bus



5. by taxi



6. by train

## B Ask and answer.

CD 1  
59



CD 1  
60



How's **he** going to school?


He's going by bus.



**C** Play a game. Ask your partner. CD 1  
61

Where's **he** going?  
He's going to the **factory**.

How's **he** going there?  
He's going **by bus**.



**D** What about you?

How do you go to school?

How do you go to the park?

How do you go to the store?





**A** Listen, point, and say.

CD 1  
62

**cl**

class



**fl**

flower



**sl**

sleep



clock



fly



slow



**B** Listen, point, and chant.

CD 1  
63



### Watch the Clock

Slow, not fast!  
Sit, don't slide!  
Watch the clock,  
Not the fly!

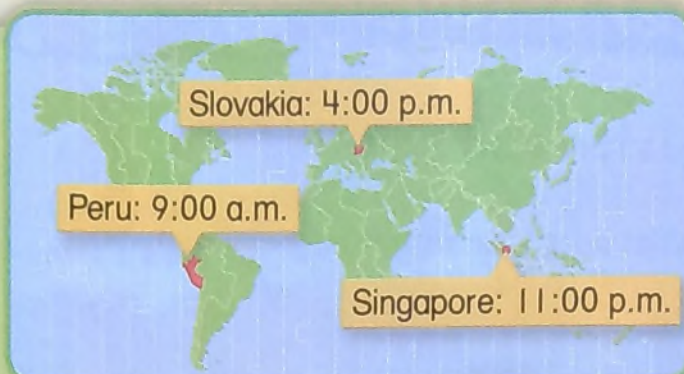




**C** Listen and read along.

CD 1  
64

**At the  
SAME  
TIME**



Marta lives in Peru.  
At 9:00 a.m., she is in  
English class at school.

2



Josef and Marie live in  
Slovakia. It is 4:00 in  
the afternoon. They are  
flying kites at the park.

3



Li-Peng lives in Singapore.  
The clock by his bed  
reads 11:00 p.m. He  
is sleeping.

**D** Listen and circle.

CD 1  
65

1. What time is it in Peru?

a. 9:00 a.m.

b. 12:30 p.m.

2. Are Josef and Marie flying kites?

a. Yes, they are.

b. No, they aren't.

3. What is Li-Peng doing?

a. eating lunch

b. sleeping



# Unit 4 Occupations

## Let's Talk



### A Listen and say.


CD 1  
66

What does your father do?

He's a pilot.



My mother's an office worker.



I'm not sure!



Oh. What does an office worker do?

CD 1  
67

What does an office worker do?  
I'm not sure!



**B Practice the words. Ask and answer.**

CD 1  
68



1. a pilot



2. a zookeeper



3. an astronomer



4. a baseball player

CD 1  
69

What does your **mother** do?  
She's a **pilot**.

**C Listen, point, and sing.**

CD 1  
70

## What Does Your Father Do?

What does your father do?

He's a pilot.

What does your mother do?


She's an astronomer.

What does your brother do?

He's an office worker.

What does an office worker do?

I'm not sure!





# Let's Learn



## A Learn the words.

CD 1  
71



1. a veterinarian



2. a mechanic



3. a salesclerk



4. a factory worker



5. a photographer



6. a baker

## B Ask and answer.

CD 1  
72



CD 1  
73

What's his job?

He's a mechanic.



## C Ask and answer.

CD 1  
74



CD 1  
75

Is she a zookeeper?

Yes, she is.

No, she isn't.

## D Listen and sing.

CD 1  
76

### Jack's a Mechanic

Jack's a mechanic,  
A very good mechanic.  
He fixes cars all day  
In the repair shop.

Jack's a mechanic,  
A very good mechanic.  
He fixes cars all day  
In the repair shop.



Jack fixes new ones.  
Jack fixes blue ones.  
He fixes old ones, too,  
In the repair shop.

Jack's a mechanic.  
A very good mechanic.  
He fixes cars all day.  
He fixes cars all day.



# Let's Learn More



## A Learn the words.

CD 1  
77



1. help animals



2. fix cars



3. sell things



4. make things



5. take pictures



6. use a computer

## B Ask and answer.

CD 1  
78

1. What does a veterinarian do?

A veterinarian helps animals.

2. A veterinarian helps animals.

3. A veterinarian helps animals.

4. A veterinarian helps animals.

CD 1  
79

What does a veterinarian do?  
A veterinarian helps animals.

help → helps  
fix → fixes  
sell → sells

make → makes  
take → takes  
use → uses



**C** Play a game. Guess the job. CD 1  
80

He works on a farm. He grows food.  
Is he a farmer?



**D** Answer the questions. CD 1  
81



1. Does a doctor fix cars?



2. Does a student teach teachers?





**A** Listen, point, and say.

CD 1  
82

**cr**

**fr**



crab



crocodile



friends




frog

**B** Listen, point, and chant.

CD 1  
83



I like crabs and crocodiles,  
But my best friend is a dog.  
I don't like crabs or crocodiles.  
My best friend is a frog!







**C** Listen and read along.

CD 1  
84

# TAKING PICTURES AT THE ZOO



Crista is a photographer.  
Frank is a veterinarian. Frank helps Crista. He is her friend.



Crista and Frank work at the zoo. They take pictures of small crabs and big crocodiles.



Frank likes frogs. Crista doesn't like frogs, but she takes pictures of everything!

**D** Listen and circle.

CD 1  
85

1. What does Crista do?
  - a. takes pictures
  - b. takes care of animals
2. Where is Crista taking pictures?
  - a. at the zoo
  - b. at the beach
3. Is she taking a picture of a tree?
  - a. Yes, she is.
  - b. No, she isn't.



# Let's Review

CD 1  
86

## A Listen and check.



A ☐

B ☐

C ☐



A ☐

B ☐

C ☐



A ☐

B ☐

C ☐



A ☐

B ☐

C ☐

## B Listen and number.

CD 1  
87



## C Listen and check.

CD 1  
88



A ☐

B ☐

C ☐



A ☐

B ☐


C ☐



# D Let's Read About Shelly

CD 1  
89

My name is Shelly. I live in New Zealand. My summer vacation is in December and January. I go to the beach every day. Sometimes I can see whales. New Zealand is great!



beach



whale



## What about you?

- Where do you live?
- Is your summer vacation in December or January?
- Do you go to the beach every day?

## New Words

summer vacation  
December  
January  
beach  
whales

## E Your turn. Write a postcard to Shelly.

Hi Shelly,

My name is \_\_\_\_\_

I live in \_\_\_\_\_. My summer vacation is in \_\_\_\_\_

I \_\_\_\_\_ every day.

\_\_\_\_\_ is great!

Your friend,





# Unit 5 Activities

## Let's Talk



### A Listen and say.

CD 2  
02

Can you play tomorrow?

Sorry, I can't. I'm busy on Saturday.



Oh. What about Sunday?  
Can you play?

Great! See you on Sunday!

Yes, I can. I'm free.



CD 2  
03

Can you play tomorrow?

Sorry, I can't. I'm busy.

Yes, I can. I'm free.



## B Practice the words. Ask and answer.

CD 2  
04

Sunday	Monday	Tuesday	Wednesday	Thursday	Friday	Saturday
1 	2 	3 	4 	5 	6 	7 

CD 2  
05

Can you play on **Sunday**?

Yes, I can.

No, I can't.

## C Listen and sing.

CD 2  
06

### Busy, Busy, Busy

Busy, busy, busy every day.

Busy, busy, busy, I can't play.

Are you busy Monday?

Yes, I am.

English classes, music classes

Monday, Tuesday, Wednesday, Thursday.

Are you busy Friday?

Yes, I am.

Friday is a busy day.

Are you busy Saturday?

Can you play?

No! Saturday's a very, very busy day.



Busy, busy, busy, I can't play.

I'm busy, busy every day,  
but not on Sunday!

Sunday is my free day,  
and I can play!



# Let's Learn



## A Learn the words. CD 2 07



1. art class



2. English class



3. music class



4. math class



5. swimming class



6. computer class

## B Ask and answer. CD 2 08

What do you do on Monday?

I go to art class.



CD 2 09















What do you do on **Monday**?  
I go to **art class**.



# C Ask and answer.

CD 2  
10

	1 Monday	2 Tuesday	3 Wednesday	4 Thursday	5 Friday
					
					

CD 2  
11



What does **she** do on **Monday**?  
**She** goes to **computer class**.

# D Listen, point, and chant.

CD 2  
12



## What Do You Do on Monday?

What do you do on Monday?

I go to art class.

I go to art class every Monday.

Every Monday I go to art class.

Every day I paint and draw.



What do you do on Friday?

I go to swimming class.

I go to swimming class every Friday.

Every Friday I go to swimming class.

Every day I swim in the pool.

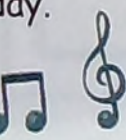
What do you do on Wednesday?

I go to music class.

I go to music class every Wednesday.

Every Wednesday I go to music class.

I play the piano every day.





# Let's Learn More



## A Learn the words.

CD 2  
13



1. play outside



2. take a nap



3. watch TV



4. go shopping



5. play video games



6. practice the piano

## B Ask and answer.

CD 2  
14

What does he do on the weekend?

He plays outside.

Scott's Weekend	
Saturday	Sunday
1 play outside	4 go shopping
2 watch TV	5 take a nap
3 practice the piano	6 play video games

CD 2  
15

What does he do on the weekend?

He **plays** outside.

play	→	plays
watch	→	watches
practice	→	practices
go	→	goes
take	→	takes



**C** Play a game. Yes or no? CD 2  
16

Does **he** ride a bike on the weekend?

Yes, **he** does.

No, **he** doesn't.



**D** Ask your partner. Check (✓). CD 2  
17

What do you do on the weekend?

	Do you _____?			
You				
Your partner				





**A** Listen, point, and say. CD 2  
18

### dr

### tr



draw




drum



train



tree

**B** Listen, point, and chant. CD 2  
19 

### Play the Drum

Play the drum.

Draw the tree.

Hop on the train.

Drive carefully.





**C Listen and read along.**

CD 2  
20

# Favorite Days



This is Tracy. Her favorite day is Saturday. She plays drums with her father.



This is Drake. His favorite day is Tuesday. He draws pictures with his sister.



This is Trang. His favorite day is Sunday. He goes to his grandmother's house by train.

**D Listen and circle.**

CD 2  
21

1. What does Tracy do on Saturday?
2. Does Drake draw pictures on Tuesday?
3. How does Trang go to his grandmother's house?

- |                      |                    |
|----------------------|--------------------|
| a. plays video games | b. plays drums     |
| a. Yes, he does.     | b. No, he doesn't. |
| a. on a train        | b. on a bike       |



# Unit 6 What Time Is It?

## Let's Talk



### A Listen and say.

CD 2  
22


I'm hungry.

Me, too. When do you eat dinner?



At 5:30. What time is it now?

It's 5:45.



Oh, no! I'm late. Bye!

See you tomorrow!



I'm sorry I'm late.

That's OK.




CD 2  
23

I'm sorry I'm late.  
That's OK.



## B Practice the words. Ask and answer.

CD 2  
24



3:15

three fifteen  
a quarter after three



3:30

three thirty  
half past three



3:45

three forty-five  
a quarter to four



4:00

four o'clock

CD 2  
25

What time is it?

It's **three fifteen**.

It's **a quarter after three**.

## C Listen and sing.

CD 2  
26

### Three Fifteen

3:15.

A quarter after three.

3:15.

A quarter after three.

What time is it?

Please tell me.

It's fifteen minutes after three.

8:15.

A quarter after eight.

8:15.

A quarter after eight.

What time is it?

Are we late?

It's fifteen minutes after eight.



10:15.

A quarter after ten.

10:15.

A quarter after ten.

Let's all sing this song again.

It's fifteen minutes after ten.



# Let's Learn



## A Learn the words.

CD 2  
27

100%				
M	Tu	W	Th	F
<input checked="" type="checkbox"/>	<input checked="" type="checkbox"/>	<input checked="" type="checkbox"/>	<input checked="" type="checkbox"/>	<input checked="" type="checkbox"/>

1. always

80%				
M	Tu	W	Th	F
<input checked="" type="checkbox"/>	<input checked="" type="checkbox"/>	<input checked="" type="checkbox"/>	<input checked="" type="checkbox"/>	<input type="checkbox"/>

2. usually

40%				
M	Tu	W	Th	F
<input checked="" type="checkbox"/>	<input checked="" type="checkbox"/>	<input type="checkbox"/>	<input type="checkbox"/>	<input type="checkbox"/>

3. sometimes

0%				
M	Tu	W	Th	F
<input type="checkbox"/>	<input type="checkbox"/>	<input type="checkbox"/>	<input type="checkbox"/>	<input type="checkbox"/>

4. never

## B Ask and answer.

CD 2  
28

What do you do on the weekend?



I always watch TV.

CD 2  
29

What do you do on the weekend?  
I **always** watch TV.



# C Ask and answer.

CD 2  
30



☐ ☐ ☐ ☐ ☐



☐ ☐ ☐ ☐ ☐



☐ ☐ ☐ ☐ ☐



☐ ☐ ☐ ☐ ☐



☐ ☐ ☐ ☐ ☐



☐ ☐ ☐ ☐ ☐

CD 2  
31

What does **he** do on the weekend?  
He sometimes watches TV.

# D Listen and chant.

CD 2  
32



## Ben Rides His Bike to School



Ben rides his bike to school.  
Ben always rides.  
He never walks. He always rides.  
Ben always rides.

Amy usually walks to school.  
Amy usually walks.  
Sometimes she rides or takes the bus,  
but Amy usually walks.

Wendy rides her bike to school.  
Wendy usually rides.  
Sometimes she walks or takes the bus,  
but Wendy usually rides.

David always walks to school.  
David never rides.  
He always walks. He never rides.  
David never rides.





# Let's Learn More



## A Learn the words.

CD 2  
33



1. play tennis



2. read e-mail



3. do gymnastics



4. study English



5. do homework



6. practice karate

## B Ask and answer.

CD 2  
34

When does she play tennis?

She usually plays tennis after school.



CD 2  
35

When does she **play tennis**?

She usually **plays tennis** after school.

read	→	reads
do	→	does
study	→	studies



## C Ask your partner. Check (✓).

CD 2  
36

1. Do you ride your bike after school?



	Always	Usually	Sometimes	Never
You				
Your Partner				

2. Do you read e-mail after school?



	Always	Usually	Sometimes	Never
You				
Your Partner				

3. Do you take a nap after school?



	Always	Usually	Sometimes	Never
You				
Your Partner				

4. Do you do homework after school?



	Always	Usually	Sometimes	Never
You				
Your Partner				

CD 2  
37



Do you **ride your bike** after school?

Yes, I 

always
usually
sometimes

**ride my bike.**

No, I never **ride my bike.**

## D What about you?

Do you cook on the weekend?

When do you study English?

What do you usually do after school?





**A** Listen, point, and say.

CD 2  
38

**sw**

**st**



swim



swings



student



study

**B** Listen, point, and chant.

CD 2  
39



### She Loves to Study

She's a **strong student**.

She loves to **study**.

He's a **strong swimmer**.

He loves to **swim**.





**C** Listen and read along.

CD 2  
40

# Stacy's Day



1

Stacy is a busy student. She always reads e-mail before school. She goes to school at 8:00.



2

Stacy studies English at school. Sometimes, she studies in her classroom. Sometimes, she studies on the swings.



3

After school, Stacy usually goes to swim practice. She always does her homework at night. Then she watches TV.

**D** Listen and circle.

CD 2  
41

1. What time does Stacy go to school?

a. at 7:45

b. at 8:00

2. Does Stacy study English on the swings?

a. Yes, she does.

b. No, she doesn't.

3. When does Stacy usually go to swim practice?

a. before school

b. after school



# Let's Review



## A Listen and check.

CD 2  
42

1.



A ☐



B ☐



C ☐

2.



A ☐



B ☐



C ☐

3.



A ☐



B ☐



C ☐

4.



A ☐




B ☐



C ☐

5.



A ☐



B ☐



C ☐

6.



A ☐



B ☐



C ☐

7.



A ☐



B ☐

8.



A ☐



B ☐



## B Let's Read About Kevin

My name is Kevin. I live in Ireland.  
My family likes music. My father plays  
the guitar. My mother plays the flute.  
I play the violin. My sister dances.  
We usually practice every day.



CD 2  
43



guitar



flute



### What about you?

- Do you like music?
- Do you usually practice after school?

### New Words

guitar  
flute

## C Your turn. Write an e-mail to Kevin.

Hi, Kevin!

My name is \_\_\_\_\_. I live in

\_\_\_\_\_. I like \_\_\_\_\_. I play the

\_\_\_\_\_. I usually practice \_\_\_\_\_.

Bye!

\_\_\_\_\_



# Unit 7 Yesterday and Today

## Let's Talk



### A Listen and say.

CD 2  
44

Where were you yesterday?



I was at the beach.

How was it?



It was fun!

How was the weather?



It was sunny and warm.

How about you?



We were at the zoo!

CD 2  
45

How was it?  
It was fun!



**B Practice the words. Ask and answer.**

CD 2  
46



1. at the zoo



2. at the store



3. at the beach

CD 2  
47

Where were you yesterday?  
I was **at the zoo**.

**C Listen and sing.**

CD 2  
48

## Where Were You at Two?

Where were you at two?

I was at the zoo.

Where were you at three?

I was by a tree.

Where were you at four?

We were at the store.

Where were you at five o'clock?

I was on a great big rock.



Where was he at two?

He was at the zoo.

Where was she at three?

She was by a tree.

Where were they at four?

They were at the store.

Where was Jack? Where was Ray?

They were here all day.





# Let's Learn



## A Learn the words.

CD 2  
49



1. sunny



2. rainy



3. cloudy



4. snowy



5. breezy



6. stormy



7. chilly




8. foggy

## B Make sentences.

CD 2  
50

It was sunny on Sunday.



It's cloudy today.

CD 2  
51



It was **sunny** on **Sunday**.  
It's **cloudy** today.

is → was



**C** Ask your partner. CD 2  
52



CD 2  
53

How was the weather on Sunday?  
It was **cloudy**.

How's the weather today?  
It's **snowy**.

**D** Listen, point, and sing. CD 2  
54

## How Was the Weather Yesterday?

How was the weather yesterday?  
Rainy, it was rainy.

How is the weather today?  
It's sunny today. Hooray!

How was the weather yesterday?  
Stormy, it was stormy.

How is the weather today?  
It's sunny today. Hooray!

How was the weather yesterday?  
Snowy, it was snowy.

How is the weather today?  
It's sunny today. Hooray!

How was the weather yesterday?  
Foggy, it was foggy.

How is the weather today?  
It's sunny today. Hooray!





# Let's Learn More



## A Learn the words.

CD 2  
55



1. restaurant



2. movie theater



3. mall



4. amusement park



5. circus



6. hospital



7. library



8. airport

## B Ask and answer.

CD 2  
56



Where were you yesterday?



I was at the circus.



Where were you yesterday?



I was at the airport.

CD 2  
57



Where were you yesterday?  
I was at the **circus**.



# C Play a game. Ask your partner.

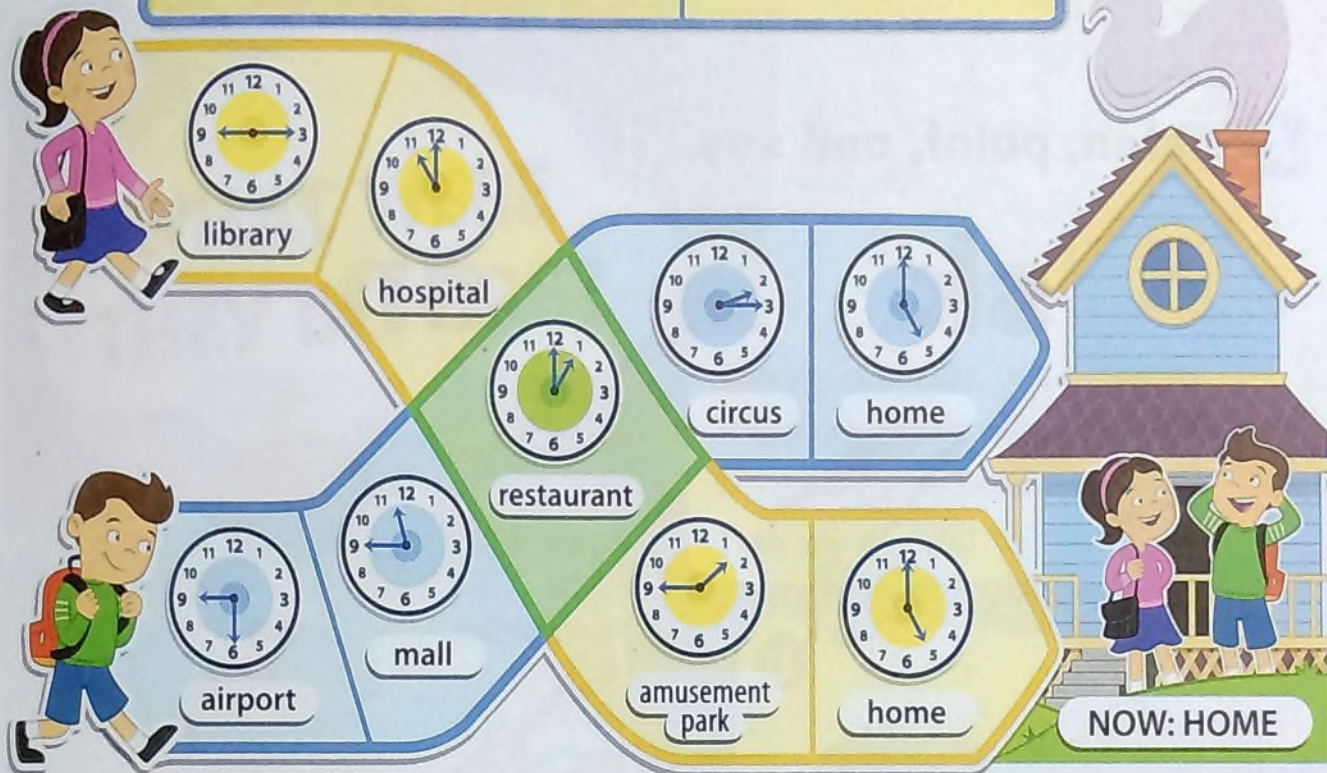
CD 2  
58

Where was **she** at 1:00?

**She was** at the restaurant.

Where is **she** now?

**She's** at home.



# D Ask and answer.

CD 2  
59

	<b>1</b> gym 9:45 ✓	<b>2</b> music room 11:15 ✗	<b>3</b> lunchroom 12:30 ✓	<b>4</b> art room 1:45 ✓
	<b>5</b> art room 9:30 ✓	<b>6</b> computer room 11:00 ✓	<b>7</b> lunchroom 12:00 ✗	<b>8</b> library 2:30 ✓

Was **he** in the lunchroom at 12:00?

Yes, **he** was.

No, **he** wasn't.

CD 2  
60







**A** Listen, point, and say.

CD 2  
61

**sk**



sky



skylark

**sn**



snowflake



snake

**B** Listen, point, and chant.

CD 2  
62



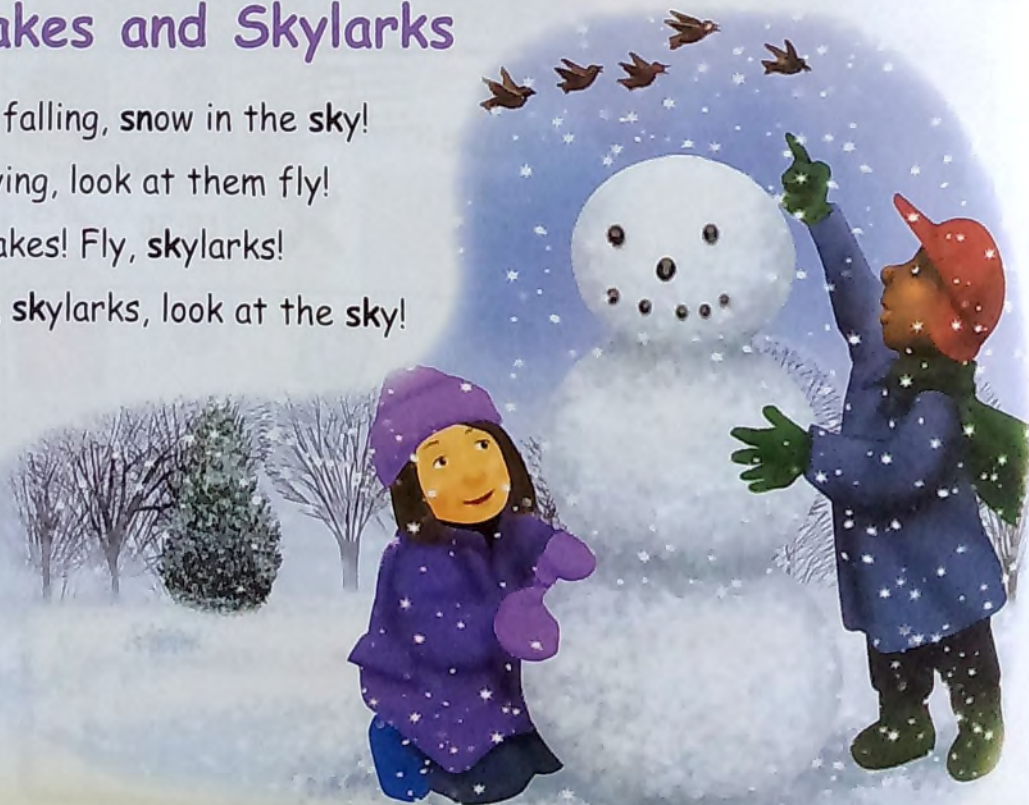
### Snowflakes and Skylarks

Snowflakes falling, snow in the sky!

Skylarks flying, look at them fly!

Fall, snowflakes! Fly, skylarks!

Snowflakes, skylarks, look at the sky!





**C** Listen and read along.

CD 2  
63

# WHAT WERE THEY BEFORE?




2

This is a skylark. It sometimes sings pretty songs.  
What was it before?  
It was an egg!



1

The sky is cloudy, and it is snowing.  
These are snowflakes.  
What were they before?  
They were water!



3

This is a snake. It is long and lives in trees.  
What was it before?  
It was an egg, too!



**D** Listen and circle.

CD 2  
64

1. Were snowflakes water?
2. Can a skylark sing?
3. Where does a snake live?

- |                  |                 |
|------------------|-----------------|
| a. Yes.          | b. No.          |
| a. No, it can't. | b. Yes, it can. |
| a. in a tree     | b. on a rock    |



# Unit 8 My Home

## Let's Talk



CD 2  
65

### A Listen and say.

What are you doing?



Where was it yesterday?



It's not here.



I don't see it.  
I hope we find it!



CD 2  
66

I hope we find it!  
Me, too!



## B Practice the words. Ask and answer.

CD 2  
67



1. bedroom



2. living room



3. bathroom



4. dining room



5. kitchen



6. garage

CD 2  
68

Where's the skateboard?  
It's in the **bedroom**.

## C Listen, point, and chant.

CD 2  
69

### Where's the Bed?

Where's the bed?

It's in the bedroom.

Is this the bedroom?

Yes, it is.



Where's the stove?

It's in the kitchen.

Is this the kitchen?

Yes, it is.



Where's the bathtub?

It's in the bathroom.

Is this the bathroom?

Yes, it is.



Where's the sofa?

It's in the living room.

Is this the living room?

Yes, it is.





# Let's Learn



## A Learn the words.

CD 2  
70



1. a skateboard



2. a scooter



3. a unicycle



4. a sled



5. a snowboard



6. skis



7. in-line skates



8. ice skates

## B Make sentences.

CD 2  
71

I can't find my skateboard.

It was in the garage yesterday.



CD 2  
72


I can't find my **skateboard**.  
It was in the garage yesterday.



# C Ask and answer.

CD 2  
73

Yesterday



Today



CD 2  
74

Where was the **snowboard**?  
It was in the **living room**.

Where were the **skis**?  
They were in the **bedroom**.

# D Listen and sing.

CD 2  
75

## Where's My Skateboard?

Skateboard, scooter,  
In-line skates.  
Skateboard, scooter,  
In-line skates.



Where's my skateboard?  
I can't find it.  
It was in the living room yesterday.

Is it in the kitchen?  
No, it isn't.  
Is it in the bedroom?  
No, it isn't.  
Was it in the living room?  
Yes, it was,  
but it's not in the living room now!





# Let's Learn More



## A Learn the words.

CD 2  
76



1. eat breakfast



2. do homework



3. watch TV



4. talk on the phone



5. play a video game



6. ride a bike

## B Make sentences.

CD 2  
77

What did you do yesterday?



I ate breakfast.

CD 2  
78



What did you do yesterday?

I ate breakfast.

eat → ate

do → did

watch → watched

talk → talked

play → played

ride → rode



**C** Play a game. Ask your partner.

CD 2  
79

Did he **practice the piano**?

Yes, he did.

No, he didn't.

watch TV

talk on the phone

eat breakfast

do homework

use a computer

take pictures

take a nap

practice the piano

play a video game

ride a bike

practice karate



**D** What about you?

What did you eat yesterday?

What did you do on Sunday?

Did you do homework this weekend?






**A** Listen, point, and say.

CD 2  
80

**sm**

**sc**



small



smile



scary



scooter

**B** Listen, point, and chant.

CD 2  
81



### I'm a Small Scooter

I'm a **small** scooter, not a big bike.

I love **small** scooters, not **scary** bikes.

I like **small** bunnies. Hop on, let's go!

Come on, little bunny, **smile**!





# C Listen and read along.

CD 2  
82

**LAST  
SATURDAY**



- 1 Last Saturday Rob went to Ali's house. They played outside. They rode their scooters.



- 2 Last Saturday Monica and Lee ate lunch at the park. They ate big sandwiches and small scones.



- 3 Last Saturday Lynn and Hal played video games. They like scary games!

# D Listen and circle.

CD 2  
83

1. Where did Rob go last Saturday?
2. Were the scones big or small?
3. Did Lynn and Hal play a scary game?

- |                   |                     |
|-------------------|---------------------|
| a. to the zoo     | b. to Ali's house   |
| a. big            | b. small            |
| a. Yes, they did. | b. No, they didn't. |






# Let's Review






## A Listen and check.




CD 2  
84

1.   




A ☐ B ☐ C ☐

2.   




A ☐ B ☐ C ☐

3.   




A ☐ B ☐ C ☐

4.   

A ☐ B ☐ C ☐

5.   

A ☐ B ☐ C ☐

6.   

A ☐ B ☐ C ☐

## B Listen and number.

CD 2  
85





# C Let's Read About Melissa

CD 2  
86

My name is Melissa. I live in Canada.  
My mother is a tour guide. She helps  
tourists see our country. Sometimes I  
help my mother. I like to help tourists, too.



tourists



CN Tower

## What about you?

- Do you help your mother and father?
- Do you help tourists?

## New Words

tour guide  
tourists  
country

D

**Your turn. Write a letter to Melissa.**

Dear Melissa,


My name is \_\_\_\_\_. I live in \_\_\_\_\_.

My \_\_\_\_\_ is a \_\_\_\_\_.

\_\_\_\_\_. Sometimes I help, too.

Your friend,

\_\_\_\_\_





# Let's Go 3 Syllabus

## Let's Remember

What time is it? This is Kate's umbrella. See you later.  
She's my doctor. He's going to the park.  
I have a new game! It's a sunny day!

### Unit 1 At School

Let's Talk	Let's Learn	Let's Learn More	Let's Read
<p><b>Conversation:</b> I don't have any potato chips! I think I have some. Can I have some? Sure. Help yourself! Thanks! Do you want some grapes? Yes, please.</p> <p><b>Snacks:</b> popcorn, candy, peanuts, crackers, potato chips</p> <p><b>Song:</b> No Popcorn</p>	<p><b>School Items:</b> chalk, paint, tape, scissors, glue, paper, ribbon, string</p> <p><b>Language:</b> What does he/she have? He/She has some chalk. He/She doesn't have any glue.</p> <p><b>Song:</b> Sue Doesn't Have Any Glue</p>	<p><b>School Items:</b> magnets, scissors, calculators, colored pencils, rubber bands, push pins, paint brushes, staplers</p> <p><b>Language:</b> Does he/she have any magnets? Do they have any chalk?</p>	<p><b>Phonics</b></p> <p><b>bl</b> black, blue <b>gl</b> glass, glue <b>pl</b> plate, plant</p> <p><b>Phonics Chant:</b> Big Black Butterfly</p> <p><b>Story:</b> Sam's Plant</p>

### Unit 2 Clothing

Let's Talk	Let's Learn	Let's Learn More	Let's Read
<p><b>Conversation:</b> Which hat do you like? I like the red one. I don't know. What about this one? Wow! I like that one! We want these hats, please!</p> <p><b>Patterns:</b> striped, polka dot, plaid, checked</p> <p><b>Chant:</b> Red Plaid Hat</p>	<p><b>Clothing:</b> a blouse, a skirt, a dress, a shirt, pants, shorts, shoes, socks</p> <p><b>Language:</b> What's she wearing? She's wearing a dress. He's wearing a shirt. He's not wearing a skirt. They're wearing pants. They're not wearing shorts.</p> <p><b>Song:</b> Cowboy Boots</p>	<p><b>Clothing:</b> a T-shirt, a jacket, a sweater, a sweatshirt, jeans, pajamas, slippers, boots</p> <p><b>Language:</b> Whose jacket is this? It's Scott's jacket. Whose jeans are these? They're Jenny's jeans. It's her jacket. They're her boots. Is his sweater green?</p>	<p><b>Phonics</b></p> <p><b>br</b> brown, bread <b>gr</b> green, grapes <b>pr</b> pretty, prune</p> <p><b>Phonics Chant:</b> Brown Bread for Breakfast</p> <p><b>Science Story:</b> Weather Around the World</p>

### Let's Review Units 1 and 2

### Reading: Let's Read About Tony in the United States

### Unit 3 Places

Let's Talk	Let's Learn	Let's Learn More	Let's Read
<p><b>Conversation:</b> Excuse me. Where's the nurse's office? It's next to the gym. Follow me. Here's the nurse's office. Thanks for your help. You're welcome.</p> <p><b>Rooms:</b> music room, classroom, gym, art room, lunchroom, office, across from, between, next to</p> <p><b>Song:</b> Where's the Classroom?</p>	<p><b>Places:</b> clinic, repair shop, office, factory, store, bakery</p> <p><b>Language:</b> Where's he going? He's going to the store. Are they going to the office?</p> <p><b>Chant:</b> Where Are You Going?</p>	<p><b>Transportation:</b> by car, by bike, on foot, by bus, by taxi, by train</p> <p><b>Language:</b> How's he going to school? He's going by car. Where's he going? He's going to the factory. How's he going there? He's going by bus.</p>	<p><b>Phonics</b></p> <p><b>cl</b> class, clock <b>fl</b> flower, fly <b>sl</b> sleep, slow</p> <p><b>Phonics Chant:</b> Watch the Clock</p> <p><b>Story:</b> At the Same Time</p>

### Unit 4 Occupations

Let's Talk	Let's Learn	Let's Learn More	Let's Read
<p><b>Conversation:</b> What does your father do? He's a pilot. My mother's an office worker. Oh. What does an office worker do? I'm not sure!</p> <p><b>Occupations:</b> a pilot, a zookeeper, an astronomer, a baseball player</p> <p><b>Song:</b> What Does Your Father Do?</p>	<p><b>Occupations:</b> a veterinarian, a mechanic, a salesclerk, a factory worker, a photographer, a baker</p> <p><b>Language:</b> What's his job? He's a mechanic. What's her job? She's a veterinarian. Is she a zookeeper?</p> <p><b>Song:</b> Jack's a Mechanic</p>	<p><b>What People Do:</b> help animals, fix cars, sell things, make things, take pictures, use a computer</p> <p><b>Language:</b> What does a veterinarian do? A veterinarian helps animals. He works on a farm. He grows food. Is he a farmer?</p>	<p><b>Phonics</b></p> <p><b>cr</b> crab, crocodile <b>fr</b> friends, frog</p> <p><b>Phonics Chant:</b> My Best Friend</p> <p><b>Story:</b> Taking Pictures at the Zoo</p>

### Let's Review Units 3 and 4

### Reading: Let's Read About Shelly in New Zealand



## Unit 5 Activities



Let's Talk	Let's Learn	Let's Learn More	Let's Read
<p><b>Conversation:</b> Can you play tomorrow? Sorry, I can't. I'm busy on Saturday. What about Sunday? Can you play? Yes, I'm free. See you on Sunday!</p> <p><b>Days of the Week:</b> Sunday, Monday, Tuesday, Wednesday, Thursday, Friday, Saturday</p> <p><b>Song:</b> Busy, Busy, Busy</p>	<p><b>Classes:</b> art class, English class, music class, math class, swimming class, computer class</p> <p><b>Language:</b> What do you do on Monday? I go to art class. What does she do on Monday? She goes to computer class.</p> <p><b>Chant:</b> What Do You Do on Monday?</p>	<p><b>Activities:</b> play outside, take a nap, watch TV, go shopping, play video games, practice the piano</p> <p><b>Language:</b> What does he do on the weekend? He plays outside. Does he ride a bike on the weekend?</p>	<p><b>Phonics</b></p> <p><b>dr</b> draw, drum</p> <p><b>tr</b> train, tree</p> <p><b>Phonics Chant:</b> Play the Drum</p> <p><b>Story:</b> Favorite Days</p>

## Unit 6 What Time Is It?

Let's Talk	Let's Learn	Let's Learn More	Let's Read
<p><b>Conversation:</b> I'm hungry. Me, too. When do you eat dinner? At 5:30. What time is it now? It's 5:45. Oh, no! I'm late. Bye! See you tomorrow! I'm sorry I'm late. That's OK.</p> <p><b>Time:</b> three fifteen, three thirty, three forty-five, four o'clock</p> <p><b>Song:</b> Three Fifteen</p>	<p><b>Routines:</b> always, usually, sometimes, never</p> <p><b>Language:</b> What do you do on the weekend? I always watch TV. What does he do on the weekend? He sometimes watches TV.</p> <p><b>Chant:</b> Ben Rides His Bike to School</p>	<p><b>Activities:</b> play tennis, read e-mail, do gymnastics, study English, do homework, practice karate</p> <p><b>Language:</b> When does she play tennis? She usually plays tennis after school. Do you ride your bike after school?</p>	<p><b>Phonics</b></p> <p><b>sw</b> swim, swings</p> <p><b>st</b> student, study</p> <p><b>Phonics Chant:</b> She Loves to Study</p> <p><b>Story:</b> Stacy's Day</p>

### Let's Review Units 5 and 6

Reading: Let's Read About Kevin in Ireland

## Unit 7 Yesterday and Today

Let's Talk	Let's Learn	Let's Learn More	Let's Read
<p><b>Conversation:</b> Where were you yesterday? I was at the beach. How was it? It was fun! How was the weather? It was sunny and warm. How about you? We were at the zoo!</p> <p><b>Places:</b> at the zoo, at the store, at the beach</p> <p><b>Song:</b> Where Were You at Two?</p>	<p><b>Weather:</b> sunny, rainy, cloudy, snowy, breezy, stormy, chilly, foggy</p> <p><b>Language:</b> It was sunny on Sunday. It's cloudy today. How was the weather on Sunday? How's the weather today? It's snowy.</p> <p><b>Song:</b> How Was the Weather Yesterday?</p>	<p><b>Places:</b> restaurant, movie theater, mall, amusement park, circus, hospital, library, airport</p> <p><b>Language:</b> Where were you yesterday? I was at the circus. Where was she at 1:00? Where is she now? She's at home. Was he in the lunchroom at 12:00?</p>	<p><b>Phonics</b></p> <p><b>sk</b> sky, skylark</p> <p><b>sn</b> snowflake, snake</p> <p><b>Phonics Chant:</b> Snowflakes and Skylarks</p> <p><b>Science Story:</b> What Were They Before?</p>

## Unit 8 My Home

Let's Talk	Let's Learn	Let's Learn More	Let's Read
<p><b>Conversation:</b> What are you doing? I'm looking for my skateboard. Where was it yesterday? It was in my bedroom! It's not here. I hope we find it! Me, too!</p> <p><b>Places:</b> bedroom, living room, bathroom, dining room, kitchen, garage</p> <p><b>Chant:</b> Where's the Bed?</p>	<p><b>Sports:</b> a skateboard, a scooter, a unicycle, a sled, a snowboard, skis, in-line skates, ice skates</p> <p><b>Language:</b> I can't find my skateboard. It was in the garage yesterday. Where was the snowboard? Where were the skis?</p> <p><b>Song:</b> Where's My Skateboard?</p>	<p><b>Activities:</b> eat breakfast, do homework, watch TV, talk on the phone, play a video game, ride a bike</p> <p><b>Language:</b> What did you do yesterday? I ate breakfast. Did he practice the piano?</p>	<p><b>Phonics</b></p> <p><b>sm</b> small, smile</p> <p><b>sc</b> scary, scooter</p> <p><b>Phonics Chant:</b> I'm a Small Scooter</p> <p><b>Story:</b> Last Saturday</p>

### Let's Review Units 7 and 8

Reading: Let's Read About Melissa in Canada



# Word List

<b>A</b>		everything . . . . .	37	<b>N</b>		sky . . . . .	64	wearing . . . . .	14
a.m. . . . .	29	excuse me . . . . .	22	nap . . . . .	53	skylark . . . . .	64	Wednesday . . . . .	41
across . . . . .	23			never . . . . .	50	sled . . . . .	68	weekend . . . . .	44
after . . . . .	49	<b>F</b>		next to . . . . .	22	slide . . . . .	28	were . . . . .	58
again . . . . .	49	factory . . . . .	24			slippers . . . . .	16	whales . . . . .	39
airport . . . . .	62	factory worker . . . . .	32	<b>O</b>		slow . . . . .	28	when . . . . .	52
always . . . . .	50	falling . . . . .	64	o'clock . . . . .	49	small . . . . .	21	where's . . . . .	22
amusement park . . . . .	62	fifteen . . . . .	49	office . . . . .	24	smile . . . . .	72	which . . . . .	12
animals . . . . .	34	fix . . . . .	34	on foot . . . . .	26	snake . . . . .	64	whose . . . . .	16
any . . . . .	4	flute . . . . .	57	outside . . . . .	73	snowboard . . . . .	68	works . . . . .	35
art . . . . .	23	foggy . . . . .	60			snowflake . . . . .	64	wow . . . . .	12
astronomer . . . . .	31	follow . . . . .	22	<b>P</b>		snowing . . . . .	65		
ate . . . . .	70	forty-five . . . . .	49	p.m. . . . .	29	socks . . . . .	14	<b>Y</b>	
		free . . . . .	40	paint brushes . . . . .	8	sometimes . . . . .	39	yesterday . . . . .	58
<b>B</b>		Friday . . . . .	41	pajamas . . . . .	16	song . . . . .	49	you're welcome . . . . .	22
baker . . . . .	32	fun . . . . .	58	pants . . . . .	14	sorry . . . . .	40	yourself . . . . .	4
bakery . . . . .	24			paper . . . . .	6	staplers . . . . .	8		
baseball player . . . . .	31	<b>G</b>		past . . . . .	49	stormy . . . . .	60	<b>Z</b>	
bathroom . . . . .	67	garage . . . . .	66	peanuts . . . . .	5	string . . . . .	6	zookeeper . . . . .	31
beach . . . . .	39	glass . . . . .	10	photographer . . . . .	32	striped . . . . .	13		
beautiful . . . . .	10	gloves . . . . .	10	piano . . . . .	43	strong . . . . .	54		
bedroom . . . . .	66	go shopping . . . . .	44	plaid . . . . .	13	studies . . . . .	52		
between . . . . .	23	going . . . . .	24	plant . . . . .	10	study . . . . .	52		
blouse . . . . .	14	great . . . . .	39	plate . . . . .	10	summer . . . . .	39		
blue . . . . .	7	guitar . . . . .	57	play . . . . .	40	Sunday . . . . .	40		
boots . . . . .	15	gym . . . . .	22	play outside . . . . .	44	sure . . . . .	4		
breakfast . . . . .	18			play tennis . . . . .	52	sweater . . . . .	16		
breezy . . . . .	60	<b>H</b>		played . . . . .	70	sweatshirt . . . . .	16		
brunch . . . . .	18	half . . . . .	49	please . . . . .	4	swimmer . . . . .	54		
bunnies . . . . .	72	happy . . . . .	7	polka-dot . . . . .	13	swings . . . . .	54		
bunny . . . . .	72	has . . . . .	6	pool . . . . .	43				
bus . . . . .	26	hat . . . . .	12	popcorn . . . . .	5	<b>T</b>			
busy . . . . .	40	have . . . . .	4	pot . . . . .	11	T-shirt . . . . .	16		
but . . . . .	5	help . . . . .	4	potato chips . . . . .	4	take a nap . . . . .	44		
butterfly . . . . .	10	help animals . . . . .	34	practice . . . . .	44	talked . . . . .	70		
by . . . . .	26	here's . . . . .	22	practice karate . . . . .	52	tape . . . . .	6		
bye . . . . .	48	hooray . . . . .	61	practice the piano . . . . .	44	teach . . . . .	35		
		hope . . . . .	66	prune . . . . .	18	tell . . . . .	49		
<b>C</b>		hospital . . . . .	62	push pins . . . . .	8	thanks . . . . .	4		
carefully . . . . .	46	house . . . . .	47			that . . . . .	13		
chalk . . . . .	6			<b>Q</b>		them . . . . .	64		
checked . . . . .	13	<b>I</b>		quarter . . . . .	49	then . . . . .	55		
chilly . . . . .	60	ice skates . . . . .	68	quick . . . . .	10	they're . . . . .	16		
chips . . . . .	4	in-line skates . . . . .	68			think . . . . .	4		
circus . . . . .	62			<b>R</b>		thirty . . . . .	49		
class . . . . .	21	<b>J</b>		read e-mail . . . . .	52	this . . . . .	12		
classroom . . . . .	23	jacket . . . . .	16	repair . . . . .	33	three . . . . .	25		
clinic . . . . .	24	jeans . . . . .	16	repair shop . . . . .	24	Thursday . . . . .	41		
cloudy . . . . .	60	job . . . . .	32	restaurant . . . . .	62	time . . . . .	29		
colored pencils . . . . .	8			ribbon . . . . .	6	tomorrow . . . . .	40		
come . . . . .	72	<b>K</b>		ride a bike . . . . .	70	tour guide . . . . .	75		
cook . . . . .	53	kitchen . . . . .	67	rock . . . . .	59	tourists . . . . .	75		
crab . . . . .	36			rode . . . . .	70	Tuesday . . . . .	41		
crackers . . . . .	5	<b>L</b>		rubber bands . . . . .	8	twelve . . . . .	21		
crocodile . . . . .	36	last . . . . .	73			<b>U</b>			
		late . . . . .	48	<b>S</b>		up . . . . .	10		
<b>D</b>		learning . . . . .	7	Saturday . . . . .	40	use . . . . .	21		
day . . . . .	33	live . . . . .	21	scarf . . . . .	19	usually . . . . .	50		
did . . . . .	70	living room . . . . .	67	scary . . . . .	72				
dining room . . . . .	67	lunchroom . . . . .	23	scissors . . . . .	6	<b>V</b>			
do gymnastics . . . . .	52			scooter . . . . .	68	vacation . . . . .	39		
doing . . . . .	29	<b>M</b>		sell . . . . .	34	veterinarian . . . . .	32		
draw . . . . .	43	magnets . . . . .	8	sell things . . . . .	34				
dress . . . . .	14	make things . . . . .	34	shirt . . . . .	14				
drum . . . . .	46	mall . . . . .	25	shoes . . . . .	14				
		math . . . . .	42	shorts . . . . .	14	<b>W</b>			
<b>E</b>		me . . . . .	48	skateboard . . . . .	66	warm . . . . .	58		
English . . . . .	42	mechanic . . . . .	32	skirt . . . . .	14	was . . . . .	58		
every . . . . .	39	Monday . . . . .	41	skis . . . . .	68	watches . . . . .	44		
		movie theater . . . . .	62			water . . . . .	65		



# Track List

## 01 Introduction

### Let's Remember

- 02 CD1-02 A. Listen, point, and say.

### Unit 1 At School

#### Let's Talk

- 03 CD1-03 A. Listen and say.  
04 CD1-05 B. Practice the words.  
05 CD1-07 C. Listen and sing. "No Popcorn"

#### Let's Learn

- 06 CD1-08 A. Learn the words.  
07 CD1-13 D. Listen, point, and sing. "Sue Doesn't Have Any Glue"

#### Let's Learn More

- 08 CD1-14 A. Learn the words.

#### Let's Read

- 09 CD1-18 A. Listen, point, and say.  
10 CD1-19 B. Listen, point, and chant. "Big Black Butterfly"  
11 CD1-20 C. Listen and read along.

### Unit 2 Clothing

#### Let's Talk

- 12 CD1-22 A. Listen and say.  
13 CD1-24 B. Practice the words.  
14 CD1-26 C. Listen and chant. "Red Plaid Hat"

#### Let's Learn

- 15 CD1-27 A. Learn the words.  
16 CD1-32 D. Listen, point, and sing. "Cowboy Boots"

#### Let's Learn More

- 17 CD1-33 A. Learn the words.

#### Let's Read

- 18 CD1-40 A. Listen, point, and say.  
19 CD1-41 B. Listen, point, and chant. "Brown Bread for Breakfast"  
20 CD1-42 C. Listen and read along.

#### Let's Review

- 21 CD1-46 C. Let's Read About Tony.

## Unit 3 Places

#### Let's Talk

- 22 CD1-47 A. Listen and say.  
23 CD1-49 B. Practice the words.  
24 CD1-51 C. Listen, point, and sing. "Where's the Classroom?"

#### Let's Learn

- 25 CD1-52 A. Learn the words.  
26 CD1-57 D. Listen, point, and chant. "Where Are You Going?"

#### Let's Learn More

- 27 CD1-58 A. Learn the words.

#### Let's Read

- 28 CD1-62 A. Listen, point, and say.  
29 CD1-63 B. Listen, point, and chant. "Watch the Clock"  
30 CD1-64 C. Listen and read along.

## Unit 4 Occupations

#### Let's Talk

- 31 CD1-66 A. Listen and say.  
32 CD1-68 B. Practice the words.  
33 CD1-70 C. Listen, point, and sing. "What Does Your Father Do?"

#### Let's Learn

- 34 CD1-71 A. Learn the words.  
35 CD1-76 D. Listen and sing. "Jack's a Mechanic"

#### Let's Learn More

- 36 CD1-77 A. Learn the words.

#### Let's Read

- 37 CD1-82 A. Listen, point, and say.  
38 CD1-83 B. Listen, point, and chant. "My Best Friend"  
39 CD1-84 C. Listen and read along.

#### Let's Review

- 40 CD1-89 D. Let's Read About Shelley.

## Unit 5 Activities

#### Let's Talk

- 41 CD2-02 A. Listen and say.  
42 CD2-04 B. Practice the words.  
43 CD2-06 C. Listen and sing. "Busy, Busy, Busy"

#### Let's Learn

- 44 CD2-07 A. Learn the words.  
45 CD2-12 D. Listen, point, and chant. "What do you do on Monday?"

#### Let's Learn More

- 46 CD2-13 A. Learn the words.

#### Let's Read

- 47 CD2-18 A. Listen, point, and say.  
48 CD2-19 B. Listen, point, and chant. "Play the Drum"  
49 CD2-20 C. Listen and read along.

## Unit 6 What Time Is It?

#### Let's Talk

- 50 CD2-22 A. Listen and say.  
51 CD2-24 B. Practice the words.  
52 CD2-26 C. Listen and sing. "Three Fifteen"

#### Let's Learn

- 53 CD2-27 A. Learn the words.  
54 CD2-32 D. Listen and chant. "Ben Rides His Bike to School"

#### Let's Learn More

- 55 CD2-33 A. Learn the words.

#### Let's Read

- 56 CD2-38 A. Listen, point, and say.  
57 CD2-39 B. Listen, point, and chant. "She Loves to Study"  
58 CD2-40 C. Listen and read along.

#### Let's Review

- 59 CD2-43 B. Let's Read About Kevin.

## Unit 7 Yesterday and Today

#### Let's Talk

- 60 CD2-44 A. Listen and say.  
61 CD2-46 B. Practice the words.  
62 CD2-48 C. Listen and sing. "Where Were You at Two?"

#### Let's Learn

- 63 CD2-49 A. Learn the words.  
64 CD2-54 D. Listen, point, and sing. "How Was the Weather Yesterday?"

#### Let's Learn More

- 65 CD2-55 A. Learn the words.

#### Let's Read

- 66 CD2-61 A. Listen, point, and say.  
67 CD2-62 B. Listen, point, and chant. "Snowflakes and Skylarks"  
68 CD2-63 C. Listen and read along.

## Unit 8 My Home

#### Let's Talk

- 69 CD2-65 A. Listen and say.  
70 CD2-67 B. Practice the words.  
71 CD2-69 C. Listen, point, and chant. "Where's the Bed?"

#### Let's Learn

- 72 CD2-70 A. Learn the words.  
73 CD2-75 D. Listen and sing. "Where's My Skateboard?"

#### Let's Learn More

- 74 CD2-76 A. Learn the words.

#### Let's Read

- 75 CD2-80 A. Listen, point, and say.  
76 CD2-81 B. Listen, point, and chant. "I'm a Small Scooter"  
77 CD2-82 C. Listen and read along.

#### Let's Review

- 78 CD2-86 C. Let's Read About Melissa.





# LET'S GO

4th Edition


The **NEW** edition of the  
bestselling 7-level primary  
English course!

Millions of children around the world have learned to speak English through the trusted methodology of **LET'S GO**:

- **Conversations and question-and-answer practice** get children talking from the very beginning
- **Interactive songs and chants** by Carolyn Graham bring classrooms to life
- **NEW Phonics and reading lessons** help children learn to read fluently
- **NEW Fun phonics chants and drum tracks** improve pronunciation and intonation
- **NEW Communication games** give children many more opportunities to use English with confidence



Oxford › making  digital sense

- **Student Book with Student Audio CD** of conversations, vocabulary, songs, and readings
- **Workbook**
- **Teacher's Book with Test Center**  **CD-ROM**
- **Class Audio CDs**
- **Teacher Cards and Student Cards**
- **Oxford iTools**  
Digital Classroom Resources

[www.oup.com/elt/letsgo](http://www.oup.com/elt/letsgo)

OXFORD  
UNIVERSITY PRESS



Recommended Readers  
Dolphin Readers  
Level 3

CEF  
B1  
A2  
A1

ISBN 978-0-19-462620-0

