

Listening Advantage

1



Tom Kenny
Tamami Wada

Listening Advantage series

Book 1

Text with Audio CD	978-1-4240-0175-0	1-4240-0175-7
Classroom Audio CDs	978-1-4240-0174-3	1-4240-0174-9
Classroom Audio Tapes	978-1-4240-0176-7	1-4240-0176-5
Teacher's Guide	978-1-4240-0177-4	1-4240-0177-3

Book 2

Text with Audio CD	978-1-4240-0194-1	1-4240-0194-3
Classroom Audio CDs	978-1-4240-0206-1	1-4240-0206-0
Classroom Audio Tapes	978-1-4240-0207-8	1-4240-0207-9
Teacher's Guide	978-1-4240-0205-4	1-4240-0205-2

Book 3

Text with Audio CD	978-1-4240-0239-9	1-4240-0239-7
Classroom Audio CDs	978-1-4240-0241-2	1-4240-0241-9
Classroom Audio Tapes	978-1-4240-0242-9	1-4240-0242-7
Teacher's Guide	978-1-4240-0240-5	1-4240-0240-0

Book 4

Text with Audio CD	978-1-4240-0244-3	1-4240-0244-3
Classroom Audio CDs	978-1-4240-0246-7	1-4240-0246-X
Classroom Audio Tapes	978-1-4240-0247-4	1-4240-0247-8
Teacher's Guide	978-1-4240-0245-0	1-4240-0245-1

Thomson Heinle International Contact Information

United States

Thomson Heinle
25 Thomson Place
Boston, MA 02210-1202
United States
Tel: 617-289-7700
Fax: 617-289-7844

Asia

Thomson Learning
(A division of Thomson
Asia Pte Ltd)
Tel: 65-6410-1200
Fax: 65-6410-1208

Australia / New Zealand

Nelson / Thomson Learning
Tel: 61-(0)3-9685-4111
Fax: 61-(0)3-9685-4199

Brazil

Thomson Learning Ltda.
Tel: (55-11) 3665-9931
Fax: (55-11) 3665-9901

Canada

Nelson / Thomson Learning
Tel: 416-752-9448
Fax: 416-750-8102

Japan

Thomson Learning
(A division of Thomson
Corporation K.K.)
Tel: 81-3-3511-4390
Fax: 81-3-3511-4391

Korea

Thomson Learning
Tel: 82-2-322-4926
Fax: 82-2-322-4927

Latin America

Thomson Learning
Tel: (52-55) 1500-6000
Fax: (52-55) 1500-6019
Toll Free: 01-800-800-3768

Spain / Portugal

Paraninfo / Thomson Learning
Tel: 34-(0)91-446-3350
Fax: 34-(0)91-446-6218

Taiwan

Thomson Learning
Tel: 886-2-2558-0569
Fax: 886-2-2558-0360

UK / Europe / Middle East / Africa

Thomson Learning
Tel: 44-20-7067-2500
Fax: 44-20-7067-2600

Listening **Advantage**

1

Tom Kenny
Tamami Wada

THOMSON
★
HEINLE

Australia • Canada • Mexico • Singapore • Spain • United Kingdom • United States

Listening Advantage, Student Book 1

Kenny / Wada

Publisher: Christopher Wenger
Director of Content Development: Anita Raducanu
Director of Product Marketing: Amy Mabley
Editorial Manager: Sean Bermingham
Development Editor: Derek Mackrell
Production Editor: Tan Jin Hock
International Marketing Manager: Ian Martin

Sr. Print Buyer: Mary Beth Hennebury
Composer: CHROME Media Pte. Ltd.
Illustrator: Edwin Ng
Cover/Text Designer: CHROME Media Pte. Ltd.
Printer: Transcontinental
Cover Images: CHROME Media Photodisc, Inc.

Copyright © 2008 by Thomson Heinle, a part of The Thomson Corporation. Thomson, Heinle, and the Star logo are trademarks used herein under license.

For more information contact Thomson Heinle, 25 Thomson Place, Boston, Massachusetts 02210 USA. You can visit our web site at elt.thomson.com

All rights reserved. No part of this work covered by the copyright hereon may be reproduced or used in any form or by any means—graphic, electronic, or mechanical, including photocopying, recording, taping, Web distribution or information storage and retrieval systems—without the written permission of the publisher.

For permission to use material from this text or product, submit a request online at <http://www.thomsonrights.com>. Any additional questions about permissions can be submitted by e-mail to thomsonrights@thomson.com

Printed in Canada.

1 2 3 4 5 6 7 8 9 10 11 10 09 08 07

Student Book ISBN-13: 978-1-4240-0197-2
Student Book ISBN-10: 1-4240-0197-8
Book + Audio CD ISBN-13: 978-1-4240-0175-0
Book + Audio CD ISBN-10: 1-4240-0175-7

Photo Credits

Landov: pages 8 (top), 11; Photos.com: pages 7 (top right), 8 (bottom all), 12 (top left and center, bottom), 18 (all except far right), 20 (top center), 22 (all except center left), 24, 25, 26 (1st three from left), 28 (bottom), 30 (top row 2nd from left and bottom row center left), 31, 38, 46, 48 (bottom all), 49, 50 (all except center and 2nd from right), 51 (bottom), 52 (center row), 54, 56, 58 (top row all and bottom row center right), 59; Index Open: pages 7 (top left and second row right) 12 (top right), 18 (far right), 29 (top row except far right), 50 (center), 58 (center left); iStockphoto: pages 7 (second row left and bottom three), 15, 20 (top left, top right, bottom left), 26 (far right), 27, page 30 (top row center), 48 (top), 51 (top), 52 (top row and bottom row), 58 (far left and far right), 68; Photo Objects: pages 20 (bottom center and bottom right), 28 (top row all), 28 (top far right and bottom all), page 30 (all except top row center and 2nd from left and bottom row center left), 42; HIRB: pages 22 (center left), 26 (2nd from right), 50 (2nd from right)

The authors and publisher would like to thank the following reviewers for their help during the development of this series: **Mike Bryan**, Nihon University Junior/Senior High School; **David Buchanan**, St. Dominic High School; **Hsin-Hwa Chen**, Yuan Ze University; **Wong Fook Fei**, Universiti Kebangsaan; **Ding Guocheng**, Shanghai Jincal Middle School; **Caroline C. Hwang**, National Taipei University of Technology; **Michelle Misook Kim**, Kyung Hee University; **Young Hee Cheri Lee**, Reading Town USA English Language Institute; **Hae Chin Moon**, Korea University; **Chioko Okada**, Toho Senior High School; **Hiromi Okamura**, Toho Senior High School; **Kate Mastruserio Reynolds**, University of Wisconsin - Eau Claire; **Yoshi Sato**, Nagoya University of Foreign Studies; **Joe Spear**, Hanbat National University; **Keiko Takahashi**, Ikeda Senior High School; **Yanan Une-aree**, Bangkok University; **Mei-ling Wu**, Mackay Medicine, Nursing and Management College

Contents

Scope and Sequence	4
Introduction	6
Useful Expressions	7

Daily Life

1 Names and Addresses	8
2 Numbers	12
3 Going Places	16

Places and Things


4 Locations	20
5 Likes and Dislikes	24
6 My Stuff	28
Practice Test 1	32

People I Know

7 Home Life	38
8 Classmates	42
9 Best Friends	46

Hopes and Dreams

10 Holidays	50
11 Meeting	54
12 My Future	58
Practice Test 2	62
Introduction to the Self-Study Units	68
Self-Study Units	69



Scope and Sequence

Daily Life

Unit	Lesson	Language/Strategy	Catch It!
1 Names and Addresses Page 8	A How do you spell that? B What's your e-mail address?	<ul style="list-style-type: none">• Basic phrases• Showing you're listening	Spelling out words
2 Numbers Page 12	A Can I have your number? B I'm free on the 14th at 7 o'clock.	<ul style="list-style-type: none">• Requesting information• Repeating	Syllable stress
3 Going Places Page 16	A How do you get there? B What do you do after school?	<ul style="list-style-type: none">• Adverbs of frequency• Showing understanding	Sentence stress

Places and Things

Unit	Lesson	Language/Strategy	Catch It!
4 Locations Page 20	A Where is it? B How do you get there?	<ul style="list-style-type: none">• Prepositional phrases• Clarifying directions	Weak forms of prepositions
5 Likes and Dislikes Page 24	A What's your favorite? B Good idea!	<ul style="list-style-type: none">• Rejoinders• Showing agreement and disagreement	Weak forms of <i>would you / do you + like</i>
6 My Stuff Page 28	A Nice shirt! B How much?	<ul style="list-style-type: none">• Giving and receiving compliments• Reacting to prices	Reduced pronouns

People I Know

Unit	Lesson	Language/Strategy	Catch It!
7 Home Life Page 38	A My dad's a salesman. B Wow, you have a lot of CDs!	<ul style="list-style-type: none"> • Yes/no questions • Introducing a question with "So, . . ." 	Intonation for questions
8 Classmates Page 42	A What's he look like? B Is that in fashion?	<ul style="list-style-type: none"> • Comparing people • Repeating the question 	Breaking sentences into chunks
9 Best Friends Page 46	A Chuck's a really cool guy! B What's she like?	<ul style="list-style-type: none"> • <i>like/enjoy</i> + verb • Getting time to think 	The sound / θ /

Hopes and Dreams

Unit	Lesson	Language/Strategy	Catch It!
10 Holidays Page 50	A Let's go! B I really like winter!	<ul style="list-style-type: none"> • Inviting • Returning a question 	<i>What/How about you?</i>
11 Dating Page 54	A What kind of guy? B How about dinner and a movie?	<ul style="list-style-type: none"> • Accepting and refusing invitations • Making suggestions 	<i>Can vs. can't</i>
12 My Future Page 58	A I want to be a TV star! B You get three wishes!	<ul style="list-style-type: none"> • <i>Hope/want</i> + <i>to . . .</i> • Showing excitement 	Reduced forms of <i>want to</i> and <i>going to</i>

Introduction

Listening in a foreign language is sometimes very difficult. People talk very fast and they use a lot of words and difficult language. **Listening Advantage** will help you!

Real situations and interesting topics

Listening Advantage uses situations from real life:

conversations

announcements

broadcasts

People in *Listening Advantage* talk about interesting things:

hopes and dreams

friends and family

school and everyday life

Useful language and pronunciation practice

Language Focus will teach you useful language from real life.

Language Focus: Basic phrases

▶ When you don't understand what a speaker says, use these phrases:
How do you spell that? One more time, please. More slowly, please.
Could you repeat that? Could you say that again?

Catch It! will help you understand the way that English speakers talk.

Catch It!: Reduced pronouns

Pronouns are words like his, her, my, and yours. Speakers usually don't stress pronouns, so they're often hard to catch! Listen to the example. Does the speaker say his or her?

That's his / her sweater on the shelf.

Important strategies

Conversation Strategy sections show you how to listen more actively.

Conversation Strategy: Showing you're listening

▶ Use these phrases to show a speaker that you're listening carefully. Listen to the examples.
uh-huh mm-hmm yeah? really?

Practice your strategies in the *Talk It Over* and *Try It Out!* sections.

Try It Out!

What time do you do the activities below? Write your answers in the table. Ask two partners what time they do the activities.


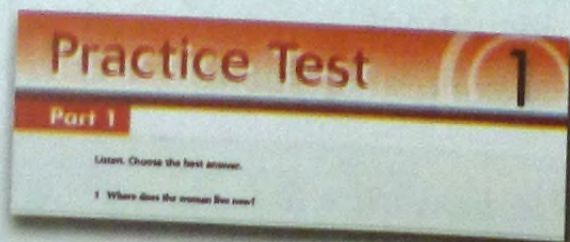
Example:

A: What time do you wake up?

What time do you ...?	Me	Partner 1	Partner 2
wake up			

Test taking skills

The *Self-Study* section and *Practice Tests* give lots of listening test practice.



To become a good listener, listen as much as you can—in class and outside class. We hope you enjoy using **Listening Advantage!** Good luck!

Tom and Tamami

Useful Expressions



Could you repeat that, please?

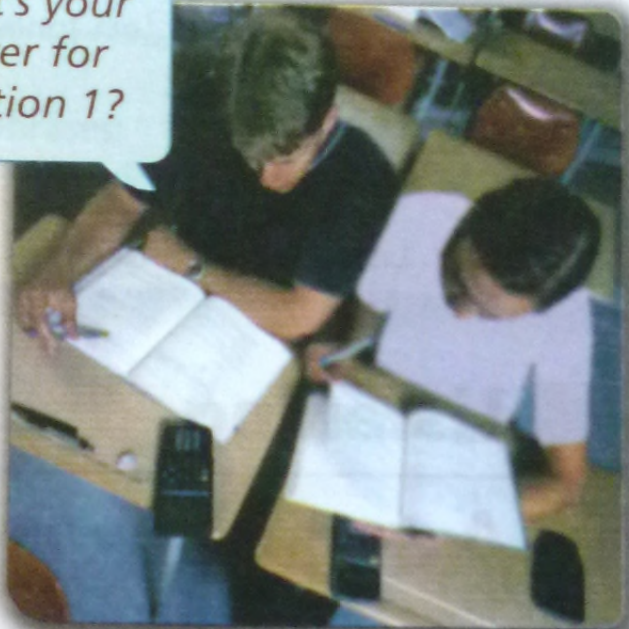


Sorry, I don't understand.



What does this mean?

What's your answer for question 1?



Could you turn up the volume, please?

More slowly, please.

How do you spell that?




Lesson A

How do you spell that?

Warm-up

A Here are the names of six famous people. What letters are missing from their names? Listen.

- 1 Eric Bana
- 2 OrLando BAoom
- 3 BYad Pitt
- 4 Jennifer LopeZ
- 5 Jackie Chan
- 6 VinceVaughn
- 7 Catherine Zeta-Jones
- 8 Tom Cruise



B Listen again and check your answers. Say the names to a partner.

Listening

A Four speakers are talking about where they live. Listen and number the pictures 1-4.




 b

 c

 d

B Listen again. Complete the addresses.

1 816 church Street

3 1thurston Court

2 25 cozy Circle

4 2902 Breville Street

Further Listening

A Four people are making reservations at a restaurant. Listen and number the reservations 1–4.



VISTA DE NADA RESTAURANT

Time	Name
Lunch	
12:30	_____
1:00	Ende
1:30	Lanes
2:00	Benett
Dinner	
6:00	Simons
6:30	_____

B Listen again. Correct the mistakes in the names.

Language Focus: Basic phrases

▶ When you don't understand what a speaker says, use these phrases:

How do you spell that?

One more time, please.

More slowly, please.

Could you repeat that?

Could you say that again?

C Listen again. Check (✓) the phrases you hear.

	1	2	3	4
How do you spell that?				
One more time, please.				
More slowly, please.				

Talk It Over

Work with a partner. Choose a famous person from the Warm-up on page 6 or another person. Ask your partner for his or her name and write it down.

Partner A _____

Partner B _____

What's your name?

Orlando Bloom.

How do you spell that?

O-R-L-A-N-D-O B-L-O-O-M

Before You Listen

A Answer these questions. Circle **yes** or **no**.

- | | | | | | |
|-----------------------------|-----|----|---------------------------------------|-----|----|
| 1 I have an e-mail address. | yes | no | 3 I sometimes go to an Internet café. | yes | no |
| 2 I have my own web page. | yes | no | 4 I have used the Internet for chat. | yes | no |

B Look at this URL (web address). Write the name of each symbol, using the words in the box. Listen and check your answers.

slash hyphen dot underscore



Extended Listening

A Four people are talking about e-mail and the Internet. Listen and number the pictures 1-4.



B Listen again. Write the address under each picture.

Conversation Strategy: Showing you're listening

► Use these phrases to show a speaker that you're listening carefully. Listen to the examples.
 uh-huh mm-hmm yeah? really?

C Listen again. How many times is each phrase used. Check (✓).

	1	2	3	4
uh-huh				
mm-hmm				
yeah?				
really?				

Catch It!: Spelling out words

A When you spell out a word or name, your tone should go down on the last letter. Listen to the example.

J-A-C-K-I-E C-H-A-N

B Listen to the speakers spell their names. Write the names on the lines below.

- 1 _____
- 2 _____
- 3 _____
- 4 _____
- 5 _____



Try It Out!

Write your e-mail address and the URL of two websites you like in the table. Work with two partners. Ask your partners questions and fill in the rest of the table.

A: What's your e-mail address?

B: It's megumi_123@yahoo.co.jp.

A: What's a website that you like?

B: I like imdb.com.

A: Really? What's another website you like?

B: I also like myspace.com.

	e-mail address	website 1	website 2
Me			
Partner 1			
Partner 2			

Lesson A


Can I have your number?

Warm-up

A Look at the numbers in the box. Listen.

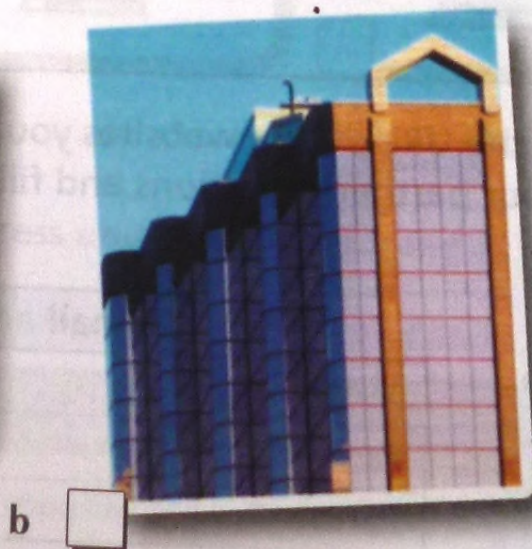
0, 1, 2, 3, 4, 5, 6, 7, 8, 9, 10, 11, 12, 13, 17,
19, 27, 39, 78, 100, 145, 451, 835, 904

B Let's play bingo! Write a number from A in each space on the Bingo form. Listen and check (✓) the numbers you hear. If you have four in a row, shout "Bingo!"



Listening

A Four people are talking about places. Listen and number the pictures 1-4.



B Listen again and circle the correct number.

- | | | | |
|----------|--------|----------|-------|
| 1 a 75 | b 175 | 3 a 1067 | b 167 |
| 2 a 2439 | b 2349 | 4 a 278 | b 287 |



Further Listening

A Listen to four conversations. Number the pictures 1-4.



a



b



c



d

B Listen again. Write the numbers you hear.

1 _____ 2 _____ 3 _____ 4 _____

Language Focus: Requesting information

► Use these phrases to ask for information.

What's your home telephone number?

Can you give me your fax number?

Can I have your cell phone number, please?

C Listen again. Check (✓) the phrases you hear.

	1	2	3	4
What's?				
Can I have?				
Can you give me?				

Talk It Over

Work with two partners. Ask your partners for their phone numbers and write them down.

Partner A _____

Partner B _____

What's your home number?

What's your cell phone number?

Before You Listen

A Match the words with the numbers in the box. Listen.

- | | | | | | | | | | |
|------|------|------|------|------|------|------|------|------|------|
| 1st | 2nd | 3rd | 4th | 5th | 6th | 7th | 8th | 9th | 10th |
| 11th | 12th | 13th | 14th | 20th | 21st | 22nd | 23rd | 30th | 31st |

- | | | | | | | | |
|------------|-------|---------------|-------|--------------|-------|------------|-------|
| second | _____ | fourth | _____ | thirty-first | _____ | fifth | _____ |
| seventh | _____ | twenty-second | _____ | thirtieth | _____ | first | _____ |
| eighth | _____ | tenth | _____ | twenty-first | _____ | twelfth | _____ |
| thirteenth | _____ | twentieth | _____ | eleventh | _____ | third | _____ |
| sixth | _____ | twenty-third | _____ | ninth | _____ | fourteenth | _____ |

B Here are the months of the year. Number them 1-12. Listen.

- | | | | | | |
|-----------|----------|----------|---------|---------|----------|
| September | February | December | March | January | June |
| May | August | April | October | July | November |

C Work with a partner. What date is it today? What date is your birthday?

Today's date _____ My birthday _____

Extended Listening

A Listen to four conversations about making plans. Number the activities 1-4.

movie _____ dentist _____ study _____ picnic _____

B Kan is filling in his schedule book. Listen again. What will he do this month, and when? Write the activities from A next to the date, along with their time. The first one has been done for you.

Sunday	Monday	Tuesday	Wednesday	Thursday	Friday	Saturday
			1	2	3	4
5	6	7	8	9 Dentist 4:15	10	11
12	13	14	15	16	17	18

Conversation Strategy: Repeating

▶ Listeners often repeat what they hear to check if it's right. Listen to the examples:

Example 1: 7:15 **Example 2:** 7:15

In Example 1, the listener's not sure. In Example 2, the listener is sure it's right.

C Listen to the conversations again. When the speaker repeats, is the speaker sure or not sure? Circle the answer below.

1 sure not sure

2 sure not sure

3 sure not sure

4 sure not sure


Catch It!: Syllable stress

A Listen to how these numbers are pronounced.

13 thirTEEN 30 THIRty
13th thirTEENTH 30th THIRtieth

B Listen to the sentences and circle the correct answer.

1 a 14th b 40th 4 a 15 b 50
2 a 13th b 30th 5 a 17 b 70
3 a 18th b 80th 6 a 16 b 60



Try It Out!

What time do you do the activities below? Write your answers in the table. Ask two partners what time they do the activities.

Example:

A: What time do you wake up?

B: I wake up at 6:15.

A: 6:50?

B: No. 6:15.

A: When do you get home?

B: At 4 o'clock.

What time do you . . . ?	Me	Partner 1	Partner 2
wake up			
have breakfast			
get to school			
get home			
have dinner			
go to bed			

Going Places

3

Lesson A

How do you get there?

Warm-up



A How are the people going to school? Label the picture using the words from the box. Listen and check.

by bus by train
by car by bike
on foot



B Complete these sentences with your own information. Tell your partner.

I usually go to school _____ . I usually go to _____ house _____ .
I usually go to _____ . *my friend's name*

name of store

Listening



A Listen to four conversations. Circle the correct picture for each one.

1

a



b

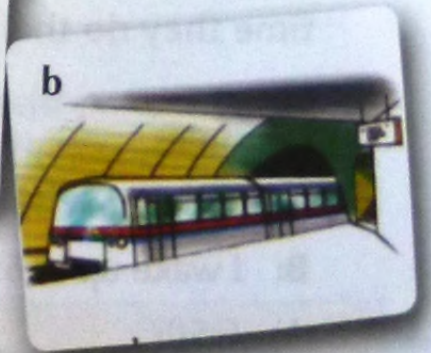


3

a



b



2

a



b



4

a



b



B Listen again. How long does each speaker's journey take?

- 1 a 1 hour b 2 hours 3 a 4 or 5 minutes b 45 minutes
 2 a 5 minutes b 50 minutes 4 a 15 minutes b 50 minutes

Further Listening

A Five speakers are talking about going to school. Listen and number the illustrations 1-5.



a



b



c



d



e

Language Focus: Adverbs of frequency

► People use these words to show how often they do something:

always usually often sometimes never

B Listen again. Which adverbs do the speakers use? Check (✓) the boxes.

	always	usually	often	sometimes	never
1					
2					
3					
4					
5					

Talk It Over

Complete these sentences with your own information.

I go to school _____.

It _____ takes _____.

How do you go to school?

How long does it take?

Lesson B

What do you do after school?

Before You Listen

A Match the activities in the box to the correct picture.

going out with friends shopping riding a bike studying watching movies



a _____



b _____



c _____



d _____



e _____

B Which of the activities above do you like? Number them 1–5. (1 = like the most)

Extended listening

A Three people are applying for a job at a video rental store. What does each person like to do? Listen to the three interviews and choose the correct pictures.

1 Megumi



a



b

2



a

Kirk



b

3



a

Yoon-Hee



b

B Listen again. Which person got the job?

- a Megumi b Kirk c Yoon-Hee

Conversation Strategy: Showing understanding

► Use these phrases to show you understand what someone is saying.

OK. I see. Alright. Got it.

C Listen again. What phrases does the interviewer use?

	1	2	3
OK.			
I see.			
Alright.			
Got it.			

Catch It!: Sentence Stress

A Listen to how the speaker places stress in these questions.

HOW do you COME to SCHOOL? How OFTEN are you LATE?
How LONG does it TAKE?

B Listen to the sentences and underline the stressed words.

- | | |
|--|--------------------------------------|
| 1 How often do you do homework? | 4 How often do you take the bus? |
| 2 What time do you go home? | 5 How long does it take to get home? |
| 3 How often do you talk with your friends? | 6 What time do you eat breakfast? |



Try It Out!

Read and answer these questions. Write two more questions. Then ask your partner.

Example:

A: How do you come to school?

B: I usually come to school by bus.

A: I see.

A: How long does it take?

B: About 30 minutes.

A: OK.

A: How often are you late?

B: I'm never late.

A: Really?

Activity	Me	My partner
How do you come to school?	by bus	
How long does it take?		
How often are you late?		
How often do you do homework?		
How often do you ride the bus?		
How often . . . ?		
How often . . . ?		

Lesson A

Where is it?


Warm-up



A Complete the sentences using the words in the box. Listen and check.

a behind b next to c in front of

- 1 Marco sits _____ Max.
- 2 Sophia sits _____ Yoon-Hee.
- 3 Yoon-Hee sits _____ Marco.





B Where do you sit in class? Complete the sentences and compare with a partner.

I sit behind _____. I sit next to _____. I sit in front of _____.

Listening



A Five people are talking about things they like. Listen and number them 1-5. One thing is not used.



B Listen again. Where is each item? Circle the correct answer.

- | | | | |
|-------------------|-----------------------|-------------------|--------------|
| 1 a on the shelf | b next to the shelf | 4 a on the wall | b on the bed |
| 2 a in my pocket | b next to the stereo | 5 a behind my bag | b in my bag |
| 3 a in the corner | b behind the computer | | |

Further Listening

A Five people are asking for directions. Listen. Where does each person want to go? One place is extra.

- | | |
|------------------------|------------------|
| convenience store ____ | book store ____ |
| taxi stand ____ | game center ____ |
| bus stop ____ | spy HQ ____ |

B Listen again. Where is each place? Number the buildings 1-5.



Language Focus: Prepositional phrases

► Use prepositional phrases to describe the location of things and people. Here are some examples:

on the street *across from the post office* *next to the store* *on the corner*

C Listen again. Write the prepositions you hear.

- | | | |
|-------------------------|--------------------------|-------------------------|
| a _____ the coffee shop | c _____ the corner | e _____ the supermarket |
| b _____ the bank | d _____ the big fountain | |

Talk It Over

Work with two partners. Ask about the location of things in the classroom. Answer your partners' questions.

Where's your cell phone?

It's in my bag.


Lesson B

How do you get there?

Before You Listen

A Look at the route on the map. Number the directions 1-4. Listen and check.

- a Go straight at the corner. ____
- b Turn left after the bookstore. ____
- c Turn left at the signal. ____
- d Go to the bank and turn right. ____



B Practice describing the route to your partner.

Extended Listening

A Four people are asking Sung-Taek for directions. Where do they want to go? Number the places 1-4.



- a The post office is on the (right / left).
- b The restaurant is (between / near) the library and the photo shop.
- c The subway station is (across from / around the corner from) the shopping center.
- d The shopping center is (under / next to) Green Park.

B Listen again. Where is each place? Circle the correct answer.

Conversation Strategy: Clarifying directions

► Use *what* or *where* to ask a speaker to clarify their directions. For example:

A: Go down the street, turn right, and it's on the left.

B: Go down the street, turn where?

A: Turn right.

B: Got it.

A: After the bookstore, turn left at the light.

B: After the what?

A: The bookstore.

B: OK.



C Listen again. How does the person ask Sung-Taek to clarify? Circle the word.

1 a where b what 2 a where b what 3 a where b what 4 a where b what

Catch It!: Weak forms of prepositions

A Prepositions can be hard to catch because they are usually not stressed. Listen to the example. Did she say *at* or *in*?

I'll meet you (at/ in) the post office.



B Listen. Which preposition does the speaker use? Complete the sentences.

1 _____ the street

2 _____ the post office

3 _____ the road

4 _____ the station

5 _____ the corner

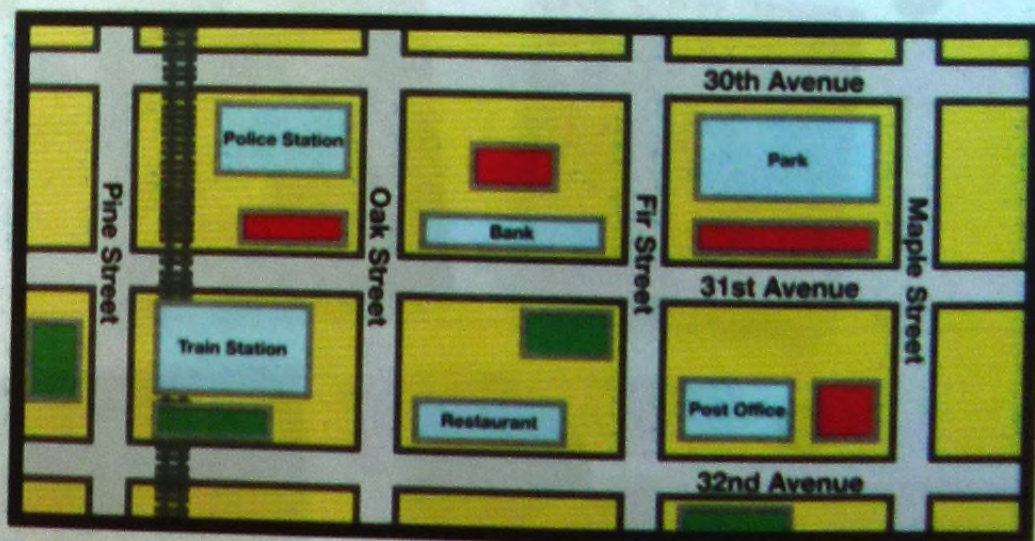
6 _____ the bridge

Try It Out!

Work with a partner. Decide who is A and who is B.

Student A: Label your places (the police station, the supermarket, the game center, the department store, the hospital) on the green parts of the map.

Student B: Label your places (the post office, the drug store, the coffee shop, the bookstore, the bus stop) on the red parts of the map. Ask your partner where each of his or her places is. Label them on the map.



Lesson A

What's your favorite?

صباح
عروبك منك

Warm-up

A Look at the words in the box. Is each word a season, a fruit, a drink, or a color? Write S, F, D, or C next to each one. Listen and check.

F
apple winter red tea banana spring blue juice peach summer
yellow cola grape fall green milk coffee orange purple watermelon

B What are your favorites? Tell a partner.

My favorite season is winter.

Listening

A Four speakers are talking about what they like. Number the topics 1-4.

a 2 fruit b 1 seasons c 4 drinks d 3 colors

B Which does each speaker like best? Circle it.

1



a




b

3



a



b

2



a



b

4



a



b

Further Listening



A Listen to five conversations. Some friends are talking about what they like and dislike. What is each conversation about?



4



3



1



2



5

B Listen again. Do the speakers like (✓) or dislike (x) each thing? Complete the chart.

	1	2	3	4	5
Speaker 1	✓	x	✓	x	x
Speaker 2	✓	x	x	x	✓

answer / response / reply

crispy

fizzy /adj/ ⇒ having a lot of bubbles

fizz /n/ ⇒ bubbles of gas in a liquid

rich

stuff

juicy

sour

grease

Language Focus: Rejoinders

► Use these phrases to agree or disagree with someone.

Agree

A: I don't like fruit.

B: Me neither.

A: I like winter.

B: Me too.

Disagree

A: I like fruit.

B: Uh, I don't.

A: I don't like winter.

B: Really? I do.

C Circle the words the speakers use to agree or disagree.

1 a me too b me neither

3 a I do b I don't

5 a I do b I don't

2 a me too b me neither

4 a me too b me neither

Talk It Over

Work with a partner. Tell your partner about things you like or dislike. Your partner will agree or disagree.

I like homework.

Really? I don't.

Before You Listen

A Match the activity to the picture. Listen and check.


playing video games reading a book singing songs taking a test watching movies



a _____



b _____



c _____



d _____



e _____

Karaoke

B How much do you enjoy each activity above? Check (✓) the boxes below.

	Really like	Like	Don't like	Can't stand
1 playing video games				
2 reading a book				
3 singing songs				
4 taking a test				
5 watching movies				

Extended Listening

A Two friends are deciding what to do. Listen and number the activities they talk about 1-4.



1 1

- a nice weather
- b** no homework

*bored
too nice outside*



2 3

- a stereo is broken
- b** no bands playing

*free concerts are
only on wednesdays*



3 4

- a** no new comics
- b comics are boring



4 2

- a** no money
- b no time

B Listen again. What is the problem with each suggestion? Circle the correct problem.

Conversation Strategy: Showing agreement and disagreement

- ▶ Use these phrases to show you agree with someone's idea.

That's great. Good idea.

- ▶ Use these phrases to show you disagree.

I'm not sure. No way!

- C** Circle the phrase the speaker uses in each conversation.

- 1 a No way. a Good idea. 3 a I'm not sure. b No way.
 2 a That's great. b I'm not sure. 4 a Good idea. b That's great.

Catch It!: Weak forms of *would you/do you + like*

- A** Listen to how "would you" and "do you" are pronounced in spoken English. Practice saying these sentences with a partner.

Do you like to go bowling? Would you like to go bowling?

- B** Listen again. Does the speaker say "would you" or "do you"? Circle the correct answer.

- 1 do you would you 5 do you would you
 2 do you would you 6 do you would you
 3 do you would you 7 do you would you
 4 do you would you



Try It Out!

Look at the activities in the table and add three of your own. Ask your classmates to join your activity. They will agree or disagree. Write the names of three people who want to join you.

A: Would you like to play tennis?

B: Play tennis? No way!

A: Would you like to play tennis?

C: Good idea!

I want to	Classmates' names
play tennis	_____
see a movie	_____
sing songs	_____
_____	_____
_____	_____
_____	_____

Lesson A *Nice shirt!*

Warm-up

A Use the words to label the pictures. One is extra. Listen and check.

T-shirt skirt sweater jeans bracelet blouse



1 _____ 2 _____ 3 _____ 4 _____ 5 _____

B Which do you wear? How often? Check (✓) your answers and compare with your partner.

	T-shirt	skirt	sweater	jeans	bracelet	blouse
everyday						
often						
sometimes						
never						

Listening

A Listen. Number the items in the order you hear them.

a shoes 5 c blouse 3 e bag 4 matches everything
 b watch 1 d sweater 2 heavy/cold

B What information do the speakers give about each item? Match the description to the item.

1 not so comfortable a 4 for cold days d
 2 matches everything e 5 have it in yellow and blue c
 3 matches my belt b



Further Listening

A People are talking about their friends' clothes. Match the description to the item.

present from father

*Cool T-shirt
old / love*

1 a

b

3 a

b

*tush jeans
cute*

2 a

b

oh, dude

4 a

b

This isn't very expensive

*dude / not new
wash them / Cool new sneakers*

Language Focus: Giving and receiving compliments

▶ People use phrases like these to compliment—to say they like something someone is wearing:
Nice shirt! Cool jeans! Cute sweater!

▶ To receive a compliment, say "Thank you" and then give some extra information:

- Thanks.
- Thank you.

*It was a present from my dad.
(person)*
*I got it at the new shop downtown.
(place)*

B Listen again. Which phrases for giving a compliment do you hear? What information does the other person give? Check (✓) the words.

	Giving			Receiving		
	nice	cool	cute	present	old / new	where
1	✓			✓		
2			✓			
3		✓			✓	
4		✓			✓	

Talk It Over

Work with two partners. Compliment your partners about their shirts, bags, and two other things.

Nice shirt.

Thanks, it was a present.

Lesson B

How much?

Before You Listen

A Look at the items. Rank them from 1 (cheapest) to 5 (most expensive) in the boxes.



B Which of these would you like to have the most? Tell your partner.

I want the laptop computer. How about you?


I really want the cool bicycle.

Extended Listening

A Andrew and Keiko are shopping for the perfect gift. Number the items 1–4.



a not much money in wallet
so many
what a selection
too expensive



b Jewellery section
so beautiful
too expensive



c comic books
mystery
bargain books
very cheap



d music in movie section
DVDs
The prices aren't so bad
drama
Titanic 2
good price

B Listen again. What do they decide to buy?

Conversation Strategy: Reacting to prices

► People sometimes use simple phrases to react to prices when shopping:
Good price. That's very cheap. Oh, too expensive.

C Listen again. Keiko and Andrew agree about the items. Circle the phrases they use.

- | | | |
|----------------------|-------------------|----------------------|
| 1 Good price! | very cheap | <u>too expensive</u> |
| 2 Good price! | <u>very cheap</u> | too expensive |
| 3 Good price! | very cheap | <u>too expensive</u> |
| 4 <u>Good price!</u> | very cheap | too expensive |

Catch It!: Reduced pronouns

- A** Pronouns are words like his, her, my, and yours. Speakers usually don't stress pronouns, so they're often hard to catch! Listen to the example. Does the speaker say his or her?

That's his/her sweater on the shelf.

- B** Listen to the sentences. Circle the pronoun the speaker uses.

- 1 his her
- 2 her your
- 3 him them
- 4 him them
- 5 him her
- 6 her their



Try It Out!

Look at the items on the shelves. You and your partner are shopping. Circle three items you like and let your partner circle three different items. Decide on a price for the three items you chose. Then talk about each item like this:

A: I like that T-shirt.

How much is it?

B: It's six dollars and fifty cents.


A: Oh, that's very cheap.

B: I like that MP3 player.

How much is it?

A: It's five hundred dollars.

B: Oh, that's too expensive.



Practice Test

1

Part 1

36

Listen. Choose the best answer.

1 Where does the woman live now?



2 What website is he looking at now?



3 What is his cell phone number?

a 984-239-4483

b 984-329-4483

c 980-239-4483

d 980-329-4483

4 What time did the class start this morning?



a 8:15

b 8:30

c 8:45

d 8:50

5 How does he go to school?



6 Where is the coffee shop?



Part 2

Listen. Choose the best reply.

- 7 a No I don't know. b Thank you. c I like it. d No, thank you.
- 8 a Around 6:45. b I think so. c It's very good. d It was 3:40.
- 9 a So where did you go to school?
b So why did you go to school?
c So did you arrive early?
d So how did you go to school?
- 10 a What time did you go to bed?
b How did you go to bed?
c How many times did you call?
d What time did you call?
- 11 a Really? Oh, you can walk there.
b Really? Oh, you can go by car.
c Really? Oh, you can take the subway.
d Really? Oh, you can take the bus.
- 12 a Her name is Naomi. b She likes yellow. c Her bag is cute. d She is writing.
- 13 a I don't like it. b I like to do it. c It is 8:00. d I do it before dinner.

A Listen. Choose the best answer.

14 Which bus does the man take?

- a Bus three b Bus thirty c Bus thirteen d Bus fifty

15 What is the woman's e-mail address?

- a kepri@oel.com b kipri@eol.com c kepri@eol.com d kipre@oel.com

16 What are they going to do now?

- a sing a song b work on the computer c play computer games d go to the zoo

B Listen. Choose the best answer (a–f) for questions 17–19.

Schedule

Monday	Tuesday	Wednesday	Thursday	Friday	Saturday	Sunday
		17		18	19	

- a Tennis practice d Going to see a movie
 b Baseball practice e Free in the morning
 c Piano lesson f Free all day

Part 4

A Listen. Choose the best answer.

20 What time does the class usually begin?

- a 9:15 b 8:45 c 8:30 d 8:15

21 In total, how many hours is she going to use the Internet next week?

- a 1 hour b 2 hours c 4 hours d 7 hours

22 How many English lessons does she have outside of school every week?

- a two b three c five d seven

B Listen. Choose the best answer.

23 How do many American students go to school?

- a in a friend's car b by city bus c by school bus d by train

24 At what age can most people in America get a driver's license?

- a 15 years old b 16 years old c 17 years old d 18 years old

25 Where do most American students take driving lessons?

- a at home b at driving school c in high school d in a car

Part 1

1 (a) (b) (c) (d)

2 (a) (b) (c) (d)

3 (a) (b) (c) (d)

4 (a) (b) (c) (d)

5 (a) (b) (c) (d)

6 (a) (b) (c) (d)

Part 2

7 (a) (b) (c) (d)

8 (a) (b) (c) (d)

9 (a) (b) (c) (d)

10 (a) (b) (c) (d)

11 (a) (b) (c) (d)

12 (a) (b) (c) (d)

13 (a) (b) (c) (d)

Part 3

14 (a) (b) (c) (d)

15 (a) (b) (c) (d)

16 (a) (b) (c) (d)

17 (a) (b) (c) (d) (e) (f)

18 (a) (b) (c) (d) (e) (f)

19 (a) (b) (c) (d) (e) (f)

Part 4

A

20 (a) (b) (c) (d)

21 (a) (b) (c) (d)

22 (a) (b) (c) (d)

B

23 (a) (b) (c) (d)

24 (a) (b) (c) (d)

25 (a) (b) (c) (d)

Lesson A

My dad's a salesman.

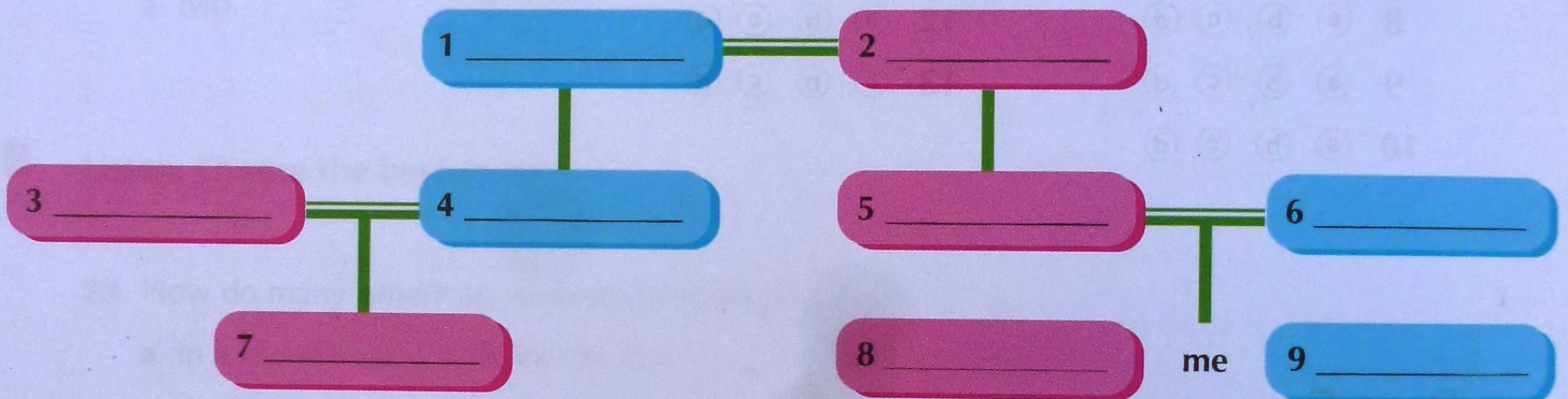
Warm-up



A Look at the family tree below. Complete the missing labels using the words in the box. Listen and check your answers.

sister grandmother cousin mother aunt grandfather uncle father brother

— married to ● male ● female



B On a piece of paper, draw a family tree for yourself. Write the names of your family members. Explain your family tree to a partner.


Listening



A Hiro is talking about a picture of his family. Number the family members in order (1-5).

B Circle the extra information he gives about each person.

- | | |
|-------------------------|------------------------------|
| 1 a likes gardening | b not very happy |
| 2 a no job | b salesman |
| 3 a plays catch | b plays in the backyard |
| 4 a high school student | b junior high school student |
| 5 a loves hiking | b loves mountain biking |



cheerful => happy & positive
this cute little kid
cool guy
in the center I won't believe / mountain biking

Further Listening



A Four people are talking about people in their family. Who is each speaker talking about?

- 1 a aunt b mother
2 a brother b cousin

- 3 a uncle b father
4 a grandmother b aunt

B Listen again. Circle the picture that best describes the family member.

1



3



2



4



his own business Carpenter

active playing video games

Language Focus: *yes/no questions*

► Yes/no questions usually begin with words like: *Will Can Does Do Is*

Example: A: Does your father have a hobby?
B: Yes. He likes playing golf.

C Listen to the conversations again. Which word does each speaker use to begin the yes/no questions?

Question word

- 1 does will can is 3 does will can is
2 does will can is 4 does will can is

Talk It Over

Work with a partner.
Ask your partner about his
or her family.

Do you have any brothers or sisters?

*Yeah, I have a younger
brother and an older sister.*

Before You Listen

A Look at this list of places in a house. Check (✓) the ones in your home.

garden	<input type="checkbox"/>	living room	<input type="checkbox"/>
bedroom	<input type="checkbox"/>	kitchen	<input type="checkbox"/>
bathroom	<input type="checkbox"/>	dining room	<input type="checkbox"/>
balcony	<input type="checkbox"/>	garage	<input type="checkbox"/>
basement	<input type="checkbox"/>	attic	<input type="checkbox"/>

B Answer the questions about your home. Compare your answers with a partner's.

- How many bedrooms are there in your house?
- Is your bedroom big or small?
- How many bathrooms are there in your house?
- Do you have a big living room?

Extended Listening

A Jimmy is showing his friends around his bedroom. Number the areas of the room they talk about.



B Listen again. Circle the correct answer.

- Jimmy uses his computer to ...
 - a study.
 - b play games.
- Jimmy uses his telescope ...
 - a every day.
 - b a few times a week.
- The fish tank is ...
 - a easy to take care of.
 - b difficult to take care of.
- Jimmy spends more time ...
 - a listening to music.
 - b studying.

Conversation Strategy: Introducing a question with "So, ..."

- Speakers sometimes use "So, ..." to introduce a question, to continue the topic, or to start a new topic.

Example:

A: Do you have your own TV?

B: Yes, I do.

A: So, do you watch TV often?

A: What did you do yesterday?

B: Oh, I went to the mall with Sarah.

A: Yeah? So, did you buy anything?

- C** Listen to the conversation again. Number these sentences 1–4.

a 1 So, does it help you study?

b 4 So, you listen to a lot of music over here, don't you?

c 2 So, do you use it much?

d 3 So, you don't have to spend a lot of time with it?

Catch It!: Intonation for questions

- A** This intonation (↖) requires the listener to give a yes or no response.

Do you have a big bedroom? (No, I don't.)

This intonation (↘) requires the listener to make a choice.

Do you have a big bedroom or a small bedroom? (I have a small room.)

- B** Listen. Decide if you can answer yes or no or if you have to make a choice. Check the boxes.

	1	2	3	4	5	6
Yes or No		✓		✓		✓
Make a choice	✓		✓		✓	

Try It Out!

Read the questions. Write one more "make a choice" question and one more "yes/no" question of your own. Work with two partners. Ask your partners the questions. Circle their answers.

Question	Partner 1	Partner 2
Does your kitchen have a table?	yes no	yes no
Do you have your own bedroom?	yes no	yes no
_____	yes no	yes no
Do you live in a house or an apartment?	house / apartment	house / apartment
Do you eat in the kitchen or the dining room?	kitchen / dining room	kitchen / dining room
_____	_____ / _____	_____ / _____

Lesson A

What's he look like?


Warm-up

A Look at the four people. How can you describe them? Write 1-4 next to each description below. Each description may fit more than one person. Listen and check your answers.


1
 average height
 a little heavy
 short straight
 brown hair
 his eyes are blue
 his skin is quite fair



2
 tall & thin
 medium length
 straight brown hair
 brown eyes
 fair skin



3
 tall & average weight
 very short
 black hair
 his eyes are
 brown
 dark skin



4
 average height & weight
 long curly blond hair
 brown eyes
 fair skin



- Height:** tall ___ average ___ short ___
Weight: thin ___ average ___ heavy ___
Hair length: balding ___ short ___ medium ___ long ___
Hair style: straight ___ curly ___
Hair color: blond(e) ___ brown ___ black ___ red ___
Eye color: blue ___ brown ___ green ___
Skin color: fair ___ dark ___ tanned ___
 pale brownish-yellow

B Use the words above to describe yourself. Compare with a partner. Does your partner agree with your description?

I'm tall and thin.

I have short, straight, black hair and brown eyes.

Listening

A A salesperson is describing the new Nina doll. Listen and number the features the person talks about (1-5).

tall - has got really long legs
 height eyes hair
 weight skin color

a little bit dark - a kind of peanut butter color

B Listen again. Which of the pictures shows Nina?

light brown eyes - big beautiful eyes -

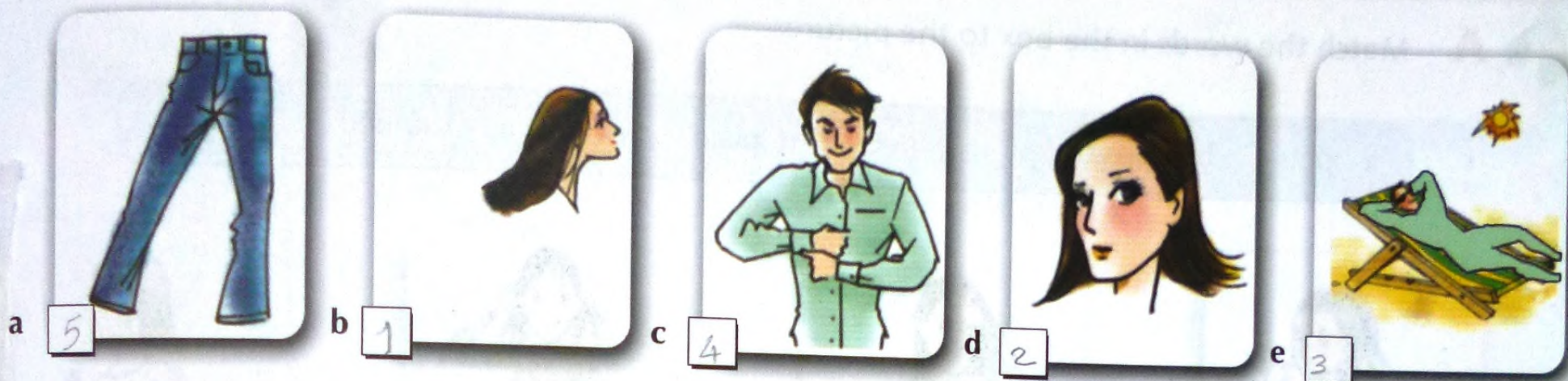
not over weight - thin - like a model

keeps her hair natural - black - very Asian



Further Listening

A Listen to five conversations of people making choices. Number the pictures in order (1–5).



B Listen again. Which person is chosen in each conversation?

- | | | | |
|------------|---------------------|------------------|----------|
| 1 a Tyler | b <u>Kristy</u> | 4 a <u>Brian</u> | b Philip |
| 2 a Haruna | b <u>Becky</u> | 5 a <u>Alvin</u> | b Chika |
| 3 a Alex | b <u>Seung-Hyun</u> | | |

Language Focus: Comparing people

► To compare two people, we can say *X is _____-er than Y* or *X is more _____ than Y*.
heavy → heavier, tall → taller, interesting → more interesting

Example: **A:** Wang Chung is darker than Keiko.
B: Sung-Taek is more handsome than Sean.

C Listen again. Circle the correct option in each sentence.

- 1 Tyler's hair is longer than / shorter than Kristy's.
- 2 Haruna's eyes are bigger than / smaller than Becky's.
- 3 Alex's skin is darker than / lighter than Seung-Hyun's.
- 4 Brian is thinner than / heavier than Philip.
- 5 Alex is taller than / shorter than Chika.

Talk It Over

Work with a partner. Choose pairs of people in your class and make comparisons. Does your partner agree?

Michelle is more interesting than Kenji.

No. Kenji is more interesting.

Lesson B

Is that in fashion?

Before You Listen

A Match the words in the box to the pictures.

- a spots b loose/baggy c tight d plaid e holes f striped g solid

1  *plaid*

2  *solid blue*

3  *striped*

4  *spots*

5  *holes*

6  *tight*


7  *loose / baggy*


B What do you like to wear? Circle the styles you like. Compare your answers with a partner's.


Extended Listening


A Spike and his friends are watching people at the shopping mall. Listen and number (1-4) the people he describes.

fit to the body

a 4  *U*

b 3  *F*

c 2  *U*
out style

d 1  *orange short sleeve*
F

B Listen again. Who does Spike think is fashionable? Write F (fashionable) or U (unfashionable) next to each picture.

Conversation Strategy: Repeating the question

- ▶ Listeners sometimes repeat the question to get time to think.

Example:

A: Are those jeans in style?

B: Are they in style? Well, I guess so . . .

- C** Listen to the conversation again. Which question is repeated?

- | | | | |
|-----|-------------------|---|--------------------|
| 1 a | Is that in style? | b | Is that in style? |
| 2 a | That's no good? | b | Those are no good? |
| 3 a | Is that OK? | b | Are those OK? |
| 4 a | Are jeans out? | b | Are jeans in? |

Catch It!: Breaking sentences into chunks (pieces)

- A** Listen to this sentence from Spike's talk:

She's very fashionable, and she knows it.

Notice how there is a short pause where the comma is in the sentence.

- B** Mark where commas (,) should appear in these sentences. Listen for pauses and check your answers.

- 1 Her blouse is white, and white goes with anything.
- 2 This time next year, all the girls will copy her style.
- 3 Tight T-shirts are the newest style, not the loose kind.
- 4 This is a shopping mall, not a beach.
- 5 Would you like the black shirt, or the blue one?

Try It Out!

Read the questions below and then write two of your own questions.
Work with a partner. Ask and answer the questions.

Is that a new shirt?

Are those shoes expensive?

Does that shirt match those pants?

Are you interested in fashion?

If you have money, what clothes will you buy?

Is that a new shirt?

New? No, it's old.

Best Friends

9

Lesson A

Chuck's a really cool guy!

Warm-up

A Here are some activities that people do in their free time. Listen. Add four new activities of your own.

reading comics	studying
watching movies	_____
going out to eat	_____
riding a bike	_____
taking photos	_____

B What do you like doing with your friends? Circle the activities you enjoy from the list above. Tell your partner.

I really like watching movies.

Yeah, me too.



Listening

A Four people are talking about their best friends. Number the friends in the order they're talked about.



B Listen again. Check (✓) what each speaker says about his or her friends.

- | | |
|-----------------------------|---------------------------|
| 1 ___ likes shopping | ___ likes reading |
| 2 ___ lives far from school | ___ lives close to school |
| 3 ___ always neat and clean | ___ likes ice cream |
| 4 ___ from neighborhood | ___ from high school |

Further Listening

A Listen to the conversations. What do the friends enjoy doing together? Circle the correct picture.



B Listen again. Circle yes (Y) or no (N).

- 1 They usually have money. Y/N
- 2 The movie theater is their favorite place. Y/N
- 3 She often uses the camera. *always* Y/N
- 4 They don't like eating at restaurants. Y/N

Language Focus: like/enjoy + verb

▶ When talking about an activity, speakers often use phrases in the form of *like/enjoy + -ing verb*.

Example: I **enjoy** **singing** songs.
I **like** **going** shopping.

C Listen again. Which gerund did they use? Circle the word.

Verb	Gerund	Verb	Gerund
1 like	<u>watching</u> / seeing	3 like	<u>taking</u> / making
2 enjoy	going to / <u>playing</u>	4 enjoy	<u>eating</u> / cooking

Talk It Over

Work with a partner. Ask what he or she likes doing.

Do you like singing songs?

Yeah, I do.

Before You Listen



A Complete the sentences below using the words in the box. Listen and check.

friendly talkative funny shy serious kind

- 1 Keiko's so _____. She almost never talks in groups of people. Ian is the opposite. He's really _____. He never stops talking!
- 2 Christine is great at telling jokes. I wish I was as _____ as her! I think I'm too _____.
- 3 My aunt has nine cats. She's so _____ to animals.
- 4 Jin-Soo is so _____ to everyone. He makes friends really easily.



B Put a plus (+) next to two words that describe you. Put a minus (-) next to two words that don't describe you. Show your words to a partner. Does he or she agree with you?


Extended Listening



A Keiko is showing her aunt pictures of Keiko's three best friends. Listen to Keiko's descriptions. Number the friends 1-3.



a



b



c

B How does Keiko describe each friend? Write T (Tamika), C (Charlotte), or Y (Yoshi) next to each word.

serious ___ smart ___ outgoing ___ talkative ___ shy ___ kind ___

Conversation Strategy: Getting time to think

► Before speakers answer a question, sometimes they need time to think about the answer. They often use these phrases before they answer.

Hmmm . . . Let me think . . . Let me see . . . That's a good question . . .

C Listen again. Which phrases does Keiko use in the conversation? Put them in the order you hear them.

___ Let me see . . . ___ Hmmm . . . ___ Let me think . . . ___ That's a good question . . .

Catch It!: The sound /θ/

A English learners often have a hard time pronouncing /th/ sounds. Listen to the example.

Example: a thin b sin

B Listen. Which word do you hear? Circle a or b.

- 1 a three b tree 4 a think b sink
 2 a bath b bus 5 a thumb b some
 3 a with b whiz 6 a mouth b mouse



Try It Out!

Add two questions to the chart below. Work with two partners. Ask your partners the questions and write down their answers.

Examples:

A: Who's your best friend?

B: My best friend is Mika.

A: What's she like?

B: She's friendly and kind.

A: What do you like doing together?

B: We like listening to music.

Question	Partner 1	Partner 2
Who's your best friend?		
What's she like?		
What do you like doing together?		

Holidays

10

Lesson A

Let's go!

Warm-up

A Here are some activities people do on vacation. Match the pictures with the words in the box. Listen and check.

1 cycling 2 camping 3 swimming 4 diving 5 hiking 6 snowboarding



a



b



c



d



e



f


B Check the activities you like to do. Compare your answers with a partner's.

Listening

A Four people are talking about what they like to do in different seasons. Listen and number the seasons in the order you hear them (1-4).

spring ___ summer ___ fall ___ winter ___

B What activity does each person like to do? Circle the correct activity.



Further Listening




A Listen to the short conversations. Circle the activity they are talking about.

- | | |
|----------------------|--------------------------|
| 1 a snowboarding | b skateboarding |
| 2 a fishing | b bowling |
| 3 a roller skating | b skiing |
| 4 a billiards | b swimming |
| 5 a clothes shopping | b eating at a restaurant |

B Listen again. When will they do the activity?

- | | |
|------------------------|------------------|
| 1 a 10:00 a.m. | b 10:00 p.m. |
| 2 a tomorrow afternoon | b this afternoon |
| 3 a Saturday | b Sunday |
| 4 a tomorrow morning | b tonight |
| 5 a next week | b this weekend |



Language Focus: Inviting

▶ You can use these phrases to invite someone to do something:

<i>Let's ...</i>	<i>go skiing.</i>
<i>Do you want to ...</i>	<i>go swimming tomorrow?</i>
<i>Why don't we ...</i>	<i>play tennis next week?</i>

C Listen to the conversations again. Which phrases do the speakers use? Check (✓) the boxes.

	1	2	3	4	5
Let's go	✓			✓	
Do you want to go		✓	✓		
Why don't we go		✓			✓

Talk It Over

Work with a partner. Invite your partner to do an activity with you. Take turns.

Let's go horseback riding!


OK, sounds good!



Before You Listen

A Match the picture to the season. Listen and check.

1 winter 2 spring 3 summer 4 autumn/fall



B Answer these questions with a partner.

Which months are winter in North America and Europe? _____
 Which months are autumn in New Zealand and Australia? _____

- | | |
|-----------------------------|------------------------------|
| 1 December January February | 3 June July August |
| 2 March April May | 4 September October November |

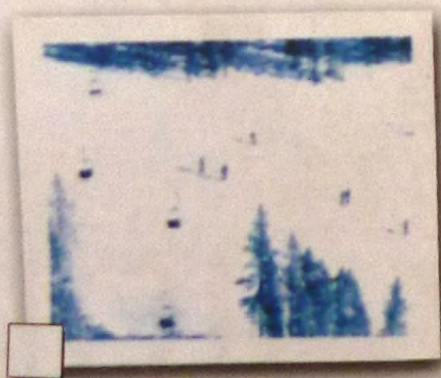
Extended Listening

A Two students are in a photo booth. Number the seasons 1-3 (one season is not used).

a summer ____ b fall ____ c winter ____

B Listen again. Which photograph do they choose for each season? Check (✓) a or b.

Winter



Summer



Fall



Conversation Strategy: Returning a question

- ▶ When speakers want to ask their partner the same question their partner just asked, they often use these phrases:

How about you? What about you?

- C** Listen again. When the speaker says "How about you?" or "What about you?" what does he or she mean? Check the question they are asking.

- 1 a Do you like ice-skating? b Is winter your favorite?
 2 a Do you like the beach? b Do you like swimming in the ocean?
 3 a Is spring OK? b Do you like that?

Catch It!: What/How about you?

- A** Listen to these two sentences with "How about you?" and "What about you?". Each sentence is said twice. In normal conversation, the second way sounds more natural than the first.

I like that one. How about you? I love summer. What about you?

- B** Listen and check (✓) the question the speaker asks.

	1	2	3	4	5	6
How about you?	✓	✓				✓
What about you?			✓	✓	✓	

Try It Out!

Answer the questions. Then ask your partner. Write your partner's answer.

Example:

A: Which month do you want to go skating?

B: I want to go skating in July. How about you?

A: Me too.

A: Which season do you want to go camping?

B: I want to go camping in fall. What about you?

A: I want to go in spring.

Which month do you want to go . . . ?	Me	Partner
skating		
hiking		
biking		
driving		

Which season is best for . . . ?	Me	Partner
watching nature		
swimming		
camping		
snowboarding		

Lesson A

What kind of guy?

Warm-up

A Connect each word with its opposite. Listen and check.

funny	lazy
unfriendly	shy/quiet
boring	rude
active	serious
polite	interesting
talkative	friendly



B How about you? Circle six words above that describe you.

Listening

A Listen to four people describing themselves. Number the speakers in the order you hear them.




B What does each person say about his or her personality? Circle a or b.

- | | |
|--------------------|-----------|
| 1 a fun to be with | b funny |
| 2 a quiet | b shy |
| 3 a intelligent | b serious |
| 4 a friendly | b crazy |

Further Listening

A Four people are talking to the people in the previous activity. What kind of date do they suggest? Circle a or b.



B Listen again. Does the person accept or refuse the invitation?

	1	2	3	4
Accept				
Refuse				

Language Focus: Accepting and refusing invitations

- ▶ To accept invitations, use these phrases:
Sure! OK. That sounds good.
- ▶ To refuse invitations, people often use phrases that are a little longer:
Sorry, but I'm busy that day. Well, let me think about it. Um, maybe another time.

C Listen again. Number the phrases in the order you hear them.

- a Uh, well, maybe another time. _____ c Well, let me think about it. _____
 b That sounds great. _____ d OK. _____

Talk It Over

Work with some partners. Find out what personality type your partners like.

What kind of person do you like?

I like people who are talkative. How about you?

Before You Listen

A Look at the list of things to do on a date. Put them in order from 1 (most interesting) to 9 (most boring).


- | | |
|---|--|
| <input type="checkbox"/> Watch fireworks. | <input type="checkbox"/> Go shopping. |
| <input type="checkbox"/> Picnic in the park with friends. | <input type="checkbox"/> Go to the movies. |
| <input type="checkbox"/> Go for a walk. | <input type="checkbox"/> Go to a concert. |
| <input type="checkbox"/> Have a barbecue party. | <input type="checkbox"/> Study together. |
| <input type="checkbox"/> Go to dinner. | |

B Show your list to a partner. Are your lists the same?



Extended Listening

A Mary is on a TV show to choose a friend. Listen and number the girls (1-3).



B Listen again and write T for *True* or F for *False*.

- | | | | |
|---|--------------------------|------------------------------------|--------------------------|
| 1 Girl #1 wants to go to her favorite restaurant. | <input type="checkbox"/> | 4 Mary likes walking. | <input type="checkbox"/> |
| 2 Mary doesn't like watching movies. | <input type="checkbox"/> | 5 Girl #3 doesn't have much money. | <input type="checkbox"/> |
| 3 Girl #2 likes sports. | <input type="checkbox"/> | | |


Conversation Strategy: Making suggestions

▶ People sometimes use the phrase "How about . . . ?" to make a suggestion.

C Listen again. The phrase "How about . . . ?" is used five times during the game show. Write the missing word in each question.

- a How about dinner and a _____?
- b How about long walks in the _____?
- c How about _____ pro wrestling?
- d How about flying in my private _____?
- e How about a _____ on the first date?

Catch It!: Can vs. can't

 **A** *Can* and *can't* aren't usually stressed in conversation, so they're hard to catch. Usually speakers say *can't* with a long vowel sound. Listen to the examples.

I can go to the picnic this weekend.

I can't go skiing tomorrow.

B Listen. Does the speaker say *can* or *can't*. Circle the correct answer.

1 can can't

4 can can't

2 can can't

5 can can't

3 can can't

6 can can't

Try It Out!

Ask someone for a date. Write five activities for "dream dates" in the table below. Then practice with your partner.

Example:

A: Let's go to the beach to watch fireworks next week.

B: Um, I can't go next week. Maybe another time.

A: How about dinner at a restaurant?

B: Sure! That sounds good.

Activity	Partner
	Accept / Refuse
	Accept / Refuse
	Accept / Refuse
	Accept / Refuse
	Accept / Refuse


Lesson A

I want to be a TV star!

Warm-up

A Match the pictures to the jobs. Listen and check.

- 1 athlete 2 musician 3 teacher 4 radio DJ 5 company president




a



b



c



d



e

B Which of the jobs above would you like to do the most in your future? What other jobs would you like to do? Tell a partner.

Listening

A Listen to the people describing their jobs. Number the pictures in the order you hear them.



a 4



b 3



c 2



d 1

B Listen again. What does each person like about his or her job? Circle a or b.

1 a meet many people

2 a work inside

3 a enjoy singing

4 a help people

b not so busy

b work outside


b travel to many places

b enjoy working

Further Listening

A Listen and match the speakers to their dream jobs.

a owner of small business b designer c reporter d TV star e president of big travel agency



c

1



d

2



a

3



e

4



b

5

B Listen again. Why do they want these jobs? Complete the sentences.

1 I can help people.

2 It would be cool to be famous.

3 I love animals!

4 To make people's dreams come true.

5 To create a new style.

Language Focus: Hope/want + to ...

▶ When people talk about their plans for the future, they sometimes use phrases like these:

I hope to play baseball. I want to fly an airplane.

C Listen to the conversations again. What does each person hope to do? Circle a or b.

1 a write a news story

2 a make a lot of money

3 a have one or two cats

4 a become rich

5 a travel around the world.

b own a newspaper

b make people laugh

b own a small business

b travel around the world

b change the science world

Talk It Over

Work with a partner.
Ask your partner about his
or her hopes for the future.


What do you want to do in the future?

I hope to travel around the world.

Before You Listen

A Match the adjectives to the pictures. Listen and check.

- 1 intelligent 2 rich 3 talented 4 happy 5 popular 6 beautiful 7 healthy



B What do you want to be? Circle three from above.

Extended Listening

A Three girls are on a beach where they find a genie in a bottle. Listen and match each person to her wish.

- 1 Daphne → to be rich
- 2 Chloe → to be popular
- 3 Briana → to be intelligent



B Listen again. What will they do with their wishes? Choose a or b.

- Daphne will: a buy expensive clothes b give money to the poor
- Chloe will: a get a new friend b teach everyone about world problems
- Briana will: a build a machine b study science and medicine

Conversation Strategy: Showing excitement

► You can use these phrases to show you are excited about something:
 Wow! That's great! Unbelievable! You're kidding!

C Listen to the conversations again. Number the expressions 1–5. One is extra.

- | | | |
|------------------------|-----------------------------|--------------------------|
| <u>4</u> Wow! | ___ That's amazing! | <u>5</u> Unbelievable! |
| <u>3</u> That's great! | <u>①</u> I wish I were you! | <u>2</u> You're kidding! |
| <u>4</u> | <u>2</u> | <u>3</u> |

Catch It!: Reduced forms of *want to* and *going to*

A Listen to how "I want to" and "I'm going to" are pronounced in spoken English.

I want to be rich in the future.

I'm going to have my own company one day.

B Listen. Does each speaker say *want to* or *going to*? Check (✓) the correct box.

	1	2	3	4	5
want to					
going to					

Try It Out!

The genie has given you three wishes. Write your wishes and the reason why below. Work with a partner. Tell your partner your wishes and ask your partner about his or her wishes.

My wishes:

Wish	Reason
example: To be rich	to fly around the world

My partner's wishes:

Wish	Reason

Practice Test

2

Part 1

(42)

Listen. Choose the best answer.

1 Who are they talking about?



a



c



b



d

2 What does his mother do?



a



c

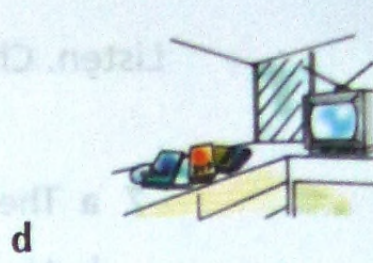
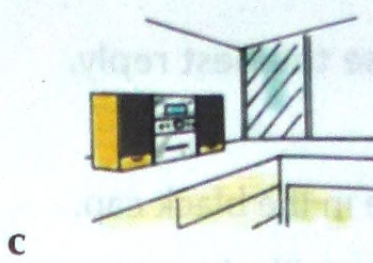




b



d

3 Which one is her room?







4 Which one is his room?



5 Which girl do they talk about?



6 Which one is in common use?



Listen. Choose the best reply.

- 7 a The one in the black cap.
b No, I don't like him.
c I like his neat black suit.
d Next week is better.
- 8 a She should wear heels.
b She thinks so.
c I should look good.
d I won't change my hair style.
- 9 a I like her very much.
b She likes you.
c I copy her hair style.
d She looks good.
- 10 a We went to the same school.
b We have the same bags.
c We like each other.
d We want to know each other.
- 11 a Who is younger?
b How old is he?
c How does he look?
d Who do you like?
- 12 a What does she like?
b What's she like?
c What does he like?
d What's he like?
- 13 a I usually go to school.
b I like my friends.
c I spend time with my friends.
d I should always study.

A Listen. Choose the best answer.

14 Where are they going?

- a the sea
- b the mountains
- c a concert
- d school

15 What are they going to do?

- a They are going swimming.
- b They are going home.
- c They are going to his mother's place.
- d They are going shopping.

16 When does the boy like to visit the zoo?

- a in spring
- b in summer
- c in fall
- d in winter

B Listen. Choose the best answer (a–f) for questions 17–19.

Schedule

Wednesday	Thursday	Friday	Saturday	Sunday	Monday	Tuesday
		17	18	19		

- a Swimming
- b Skating
- c Camping
- d Cycling
- e Having a good time
- f Having a party

A Listen. Choose the best answer.

20 What does he look like?

- a He is tall and handsome with long brown hair and blue eyes.
- b He is tall and handsome with short blond hair and blue eyes.
- c He is tall and handsome with long blond hair and brown eyes.
- d He is tall and handsome with long brown hair and brown eyes.

21 What can he do well?

- a ski
- b snowboard
- c skate and ski
- d ski and snowboard

22 What did the girl do on her summer vacation?

- a went to Disneyland and Universal Studios
- b went to Disneyland and played tennis
- c went to Universal Studios
- d played tennis

B Listen. Choose the best answer.

23 What did many famous people have when they were young?

- a money
- b dreams
- c sports
- d music

24 Why did the boy give up his first dream?

- a He couldn't play the guitar well.
- b He was too short.
- c He liked music better than sports.
- d He wanted to be famous.

25 What did the boy learn?

- a Don't work hard.
- b Don't give up.
- c To dream hard.
- d To study lessons.

Part 1

- | | | | |
|---|-----------------|---|-----------------|
| 1 | (a) (b) (c) (d) | 4 | (a) (b) (c) (d) |
| 2 | (a) (b) (c) (d) | 5 | (a) (b) (c) (d) |
| 3 | (a) (b) (c) (d) | 6 | (a) (b) (c) (d) |

Part 2

- | | | | |
|----|-----------------|----|-----------------|
| 7 | (a) (b) (c) (d) | 11 | (a) (b) (c) (d) |
| 8 | (a) (b) (c) (d) | 12 | (a) (b) (c) (d) |
| 9 | (a) (b) (c) (d) | 13 | (a) (b) (c) (d) |
| 10 | (a) (b) (c) (d) | | |

Part 3

- | | | | |
|----|-----------------|----|-------------------------|
| 14 | (a) (b) (c) (d) | 17 | (a) (b) (c) (d) (e) (f) |
| 15 | (a) (b) (c) (d) | 18 | (a) (b) (c) (d) (e) (f) |
| 16 | (a) (b) (c) (d) | 19 | (a) (b) (c) (d) (e) (f) |

Part 4

- | | | | |
|----------|-----------------|----------|-----------------|
| A | | B | |
| 20 | (a) (b) (c) (d) | 23 | (a) (b) (c) (d) |
| 21 | (a) (b) (c) (d) | 24 | (a) (b) (c) (d) |
| 22 | (a) (b) (c) (d) | 25 | (a) (b) (c) (d) |

Introduction to the Self-Study Units

Everyone needs more listening practice. So, after you finish each unit, go to the self-study section. Listen to the CD in the back of the book and take the 10-point quiz.

Sometimes you'll fill in the missing words. Sometimes you'll answer questions. Write your answers on the side of the page.

The CD is yours, so listen as many times as you want!

Good luck!!

Self-Study

1



A Listen. Choose the correct answer.

TRACK
1

- Clerk:** Hi, what's your name?
Customer: My name is **a Kathy** ₁ **b Cassie**
Clerk: Where do you live?
Customer: I live in **a Tuwell** ₂ **b Sewell** City.
Clerk: I see. What is your address?
Customer: My address is 1526 **a Morse** ₃ **b Moore** Street.
Clerk: OK, thanks. Do you have an e-mail address?
Customer: Yes, it's **a kllrpr@thommail.com** ₄ **b krklpr@thommail.com**.
Clerk: I need your last name, too.
Customer: Sure, It's **a L-I-M** ₅ **b R-I-M**
Clerk: And your phone number, please.
Customer: **a 363-6023** ₆ **b 336-6023**
Clerk: OK. Thank you.



B Listen. Choose the correct answer.

TRACK
2

- 7 What's her friend's name?
a Mickey **c** Nathan
b Nancy **d** Nicky
- 8 What is her e-mail address?
a matoya@kert.com **c** matoya@kelt.com
b natoya@kart.com **d** magoya@kalt.com
- 9 Where does he live now?
a 226 Ork Street **c** 260 Lark Street
b 266 Ork Street **d** 264 Lark Street
- 10 What's the man's phone number?
a 482-8673 **c** 428-8673
b 428-8763 **d** 482-8763

Total

1

2

3

4

5

6

7

8

9

10

Total _____

1 _____

2 _____

3 _____

4 _____

5 _____

6 _____

7 _____

8 _____

9 _____

10 _____



A Listen. Choose the correct answer.

TRACK
3

Ken: Hi, what's up?

Jenny: I woke up really late this morning.

Ken: Yeah? What time did you get up?

Jenny: I woke up at **a 6:15** ₁ **b 6:50**.

Ken: Oh, that's not so late.

Jenny: Yeah, but I usually wake up at **a 6:15** ₂ **b 6:50**.

Ken: Really?

Jenny: How about you? What time do you usually wake up?

Ken: I get up at **a 7:30** ₃ **b 7:13**.

Jenny: Really? Why is that?

Ken: Because that's exactly when my favorite TV program starts.

Jenny: Ah hah. Which channel?

Ken: It's channel **a 12** ₄ **b 20**.

Jenny: OK, I'll try to watch it tomorrow.

Ken: You can't! Remember, you have to leave your house at **a 7:15** ₅ **b 7:00**.



B Listen. Choose the best response.

TRACK
4

6 **a** Can I call your number?

b Can I have your phone number?

c Can I call your mother?

d Say your mother's number.

7 **a** OK, Monday the 27th.

b OK, Monday the 12th.

c OK, Monday the 22nd.

d OK, Monday the 21st.

8 **a** Give me your name.

b Give me your number.

c Can I have your present?

d What's your name?

9 **a** Sure, Tuesday the 12th.

b Sure, Tuesday the 12th.

c Sure, Thursday the 20th.

d Sure, Thursday the 12th.

10 **a** What's the address?

b What's your telephone number?

c What's your name?

d When is it?



A Listen. Write the missing words.

TRACK
5

a sometimes b walk c always d drive e usually f never

A: Hi, I didn't know you take this bus.

B: Yeah, I 1 _____ take this bus. Do you take this bus every day, too?

A: Yeah, but I 2 _____ walk two bus stops, then catch this bus.

B: Oh, I see.

A: How about Saturdays when you play soccer?

B: I usually 3 _____ to school.

A: Really?

B: Because we don't have many buses on weekends and it's good exercise.

A: Yeah? I 4 _____ do that.

B: Do you do any sport?

A: I 5 _____ play tennis with my friends at the park.



B Listen. Choose the correct answer.

TRACK
6

6 How does the girl go to school?

a on foot

c on foot and by bus

b by bus

d by train

7 How long does it take him to clean his room?

a thirty minutes

c ninety minutes

b one hour

d three hours

8 When does she usually do her homework?

a in the morning

c in the afternoon

b at lunch

d at night

9 What does he borrow from the library?

a books only

c always books and DVDs

b DVDs only

d always DVDs and sometimes books

10 How does the girl usually go to school when it rains?

a by bike

c by car

b by train

d on foot

Total _____

1 _____

2 _____

3 _____

4 _____

5 _____

6 _____

7 _____

8 _____

9 _____

10 _____

Total _____



A Listen. Complete the sentences using the words in the box. Two words are extra.

- a right b at c on
d across from e left f next to

A: Excuse me, do you know where City Hall is?

B: I'm sorry, I don't know. Why don't you ask the police officer 1 _____ the corner?

A: Yeah thanks . . . Excuse me, can you tell me where City Hall is?

C: Sure, go down this street, turn 2 _____, and it's on the 3 _____.

A: 4 _____ the library?

B: That's right.

A: Thank you.

1 _____

2 _____

3 _____

4 _____



B Listen. Where is each item? Match the items and the places.

- | | |
|--------------|---------------------|
| 5 cell phone | a in the dictionary |
| 6 blue bag | b behind the bed |
| 7 watch | c behind the TV |
| 8 wallet | d under the bed |
| 9 dictionary | e on the TV |
| 10 money | f in the bag |

5 _____

6 _____

7 _____

8 _____

9 _____

10 _____



A Listen. Choose the best answer.

TRACK
9

A: Let's go to see that new movie.

B: I just saw it yesterday.

A: Well, how about going **a shopping** ₁ **b skating**?

B: I don't have much money.

A: Yeah, me neither. Would you like to **a go swimming** ₂ **b go walking**?

B: Oh, I **a really don't like** ₃ **b don't like** that. Maybe we could read comics at your place.

A: **a Good idea.** ₄ **b That's great.**



B Listen. Answer the questions. (Each question is two points.)

TRACK
10

5 What does the speaker like to do?

a nothing

c jog

b walk

d buy shoes

6 What season does the speaker like the most?

a spring

c fall

b summer

d winter

7 What does the speaker do on Sundays?

a sing songs

c sleep

b spend time with her classmates

d play

Total _____

1 _____

2 _____

3 _____

4 _____

5 _____

6 _____

7 _____



TRACK
11

A Listen. Complete the sentences using the words in the box. Four words are extra.

a present b shoes c cheap d always
e often f price g comfortable h shirt

A: Ooh, that's nice. I like your **1** _____.

B: Oh this thing? Thanks. I **2** _____ wear it.

A: It's really cute.

B: You think so? I'll tell you, it's so **3** _____.

A: Oh, really? It looks a little expensive.

B: You're kidding. To tell the truth, it was **4** _____.



TRACK
12

B Listen. Answer the three questions about the talk. (Each question is two points.)

5 What is easy to wear?

a sneakers

c bracelets

b jeans

d rings

6 What do teenagers often wear?

a rings

c earrings

b sneakers

d bracelets

7 What teenagers always do?

a wear jeans

c read fashion magazines

b wear rings and bracelets

d talk about fashion

Self-Study

7

A Listen. Choose the best answer.

TRACK
13

A: Let me see your pictures. Who's this?

B: This is my father. He's a **a doctor** ₁ **b salesperson**.

A: Oh. Does he play any sports?

B: No, but he likes watching **a baseball** ₂ **b soccer**.

A: And is this your grandmother? She looks very **a healthy** ₃ **b pretty**.

B: Yeah, she swims three times a week.

A: Is that her hobby?

B: No, she likes to play **a games** ₄ **b tennis**.

A: I see. And this?

B: Oh, that's my big brother. He's a **a painter** ₅ **b carpenter**.

A: But I saw him at school the other day.

B: Yeah, he goes to school to coach **a swimming** ₆ **b basketball**.

A: That's nice.

Total _____

1 _____

2 _____

3 _____

4 _____

5 _____

6 _____

B Listen. Choose the correct picture. (Each question is two points.)

TRACK
14

7 Which photograph are they talking about?



a



b



c



d

8 Which is the woman's room?



a



b



c



d

7 _____

8 _____

Total _____



A Listen. Choose the correct answer.

TRACK
15

A: Hey, look at the pictures in this magazine. Which model do you like best?

B: Let me see . . . I like the one with the **a shorter** ₁ **b longer** hair.

A: Me, too, but I like **a black** ₂ **b brown** hair better.

B: Then how about this girl?

A: She's OK, but I like **a smaller** ₃ **b bigger** eyes.

B: Really? I don't.

A: Which one do you like best, then?

B: I like her. Because she's so thin.

A: Yeah, she's nice. She has **a light** ₄ **b dark** hair.

B: So, how are you going to do your hair?

A: Well, I like her, and her, and her, I can't decide. I just want to change my hair **a color** ₅ **b style**. What about you?

B: Me? But I like my **a natural** ₆ **b long** hair.

B: Oh, come on!



B Listen. Choose the best response.

TRACK
16

7 **a** He's so tall.

b Does he have jeans?

c Is his hair long?

d He likes school.

8 **a** Do you know her?

b Do you like it?

c Can I call her?

d Can you eat it?

9 **a** Can I wear your jeans?

b I don't like the dress.

c Not at all.

d That's a good idea.

10 **a** It looks bad.

b It looks great short.

c Brown is my favorite.

d I like it long too.

7 _____

8 _____

9 _____

10 _____



A Listen. Complete the conversation using the words in the box.

TRACK
17

a neighborhood b baseball c games d usually e have fun f study

Grandpa: So, how is your school?

Grandson: It's OK.

Grandpa: Do you have many friends?

Grandson: I have some friends and one really good friend. He and I like to play
1 _____ together.

Grandpa: How about that? Did you go to the same elementary school?

Grandson: No, but we were in the same 2 _____. He went to a private school.

Grandpa: So, do you spend a lot of time together?

Grandson: Yeah, we play 3 _____ together every day.
And we 4 _____ spend weekends together, too.

Grandpa: What do you do then?

Grandson: We do lots of things. We just like to 5 _____.
Do you have good friends?

Grandpa: Of course I do! Friends are very important.

1 _____

2 _____

3 _____

4 _____

5 _____



B Listen. Choose the correct answer.

TRACK
18

6 Who is in the picture?

- a sisters
- b brother and sister
- c his best friend
- d sister and her best friend

6 _____

7 What does the new student look like?

- a very friendly
- b not very friendly
- c not very serious
- d very talkative

7 _____

8 Who is coming tomorrow night?

- a the baseball team
- b the boy's friend
- c his mother's friend
- d a shy little girl

8 _____

9 What kind of girl does the boy like?

- a very talkative
- b funny and talkative
- c funny and outgoing
- d funny, outgoing, and talkative

9 _____

10 Why are they going to call Mike?

- a to tell him where to eat
- b to invite him
- c to go to junior high school
- d to visit Mike's restaurant

10 _____

Total _____

Total _____

- 1 _____
- 2 _____
- 3 _____
- 4 _____
- 5 _____



A Listen. Choose the correct answer.

A: What are you doing this summer vacation?

B: I haven't decided yet.

A: Let's go **a** swimming ₁, **b** fishing.

B: That's a **a** good ₂, **b** great idea.

A: Do you know any good places to go?

B: Well, how about Lake Tahoe?

A: That's a good idea.

B: In **a** July ₃, **b** August there's a festival, too.

A: That sounds **a** fun ₄, **b** interesting.

B: Why don't we go to the **a** bookstore ₅, **b** mall to get some information?

A: Yeah, let's go now.




B Listen. Complete the schedule using the words in the box.

- a** go hiking **b** go to concerts **c** have test
d go to Okinawa **e** go skiing **f** go to Tokyo

CALENDAR

JANUARY	FEBRUARY	MARCH	APRIL	MAY	JUNE	JULY	AUGUST
	6	7		8	9		10

- 6 _____
- 7 _____
- 8 _____
- 9 _____
- 10 _____

 **A** Listen. Choose the correct answer.

TRACK
21

A: Are you free this **a Sunday**₁ **b Saturday**?

B: Yeah. Why?

A: Can you meet me for **a dinner**₂ **b coffee**?

B: Yeah, sure.

A: Where shall we meet?

B: **a In front of**₃ **b Behind** the school?


A: That sounds fine.

B: What time?

A: How about 9:30?

B: Oh, I can't meet that early. How about **a 12:30**₄ **b 11:30**?

A: OK, see you then.

 **B** Listen. Answer the questions. (Each question is two points.)

TRACK
22

5 What does her friend do?

a play sports

b play the piano

c write songs

d play the piano and write songs

6 Which is NOT her ideal date?

a a barbecue

b staying indoors

c talking

d swimming

7 Where can he take her?

a to visit his family

b a fast food place

c a nice restaurant

d shopping

Total _____

1 _____

2 _____

3 _____

4 _____

5 _____

6 _____

7 _____

Total _____



A Listen. Choose the correct answer.

TRACK
23

A: What's your dream for the future?

B: Let me see. I want to do something special. I want to be a **a doctor**, **b reporter**.

A: That's great. Why do you want to do that?

B: Well, I want to **a be famous**, **b help people**. That's been my dream for a long time.
A: How about you?

A: Your plan sounds good, but I hope to **a start a company**, **b see the world**.

B: You're kidding! I never knew that. Why?

A: Then I can **a meet people**, **b see places** all over the world.

B: That's a good plan, too. Good luck!



B Listen. Answer the questions about the talk. (Each question is two points.)

TRACK
24

5 What is the speaker talking about?

a your life

c the future

b dreams

d your mind

6 How many dreams should people have?

a one

c three

b two

d many

7 What should you always keep in your mind?

a something important

c your dreams

b something interesting

d small things

1 _____

2 _____

3 _____

4 _____

5 _____

6 _____

7 _____

8 _____

9 _____

10 _____

11 _____

12 _____

13 _____

14 _____

15 _____

16 _____

17 _____

18 _____

Listening Advantage Student Book 1 Student Audio CD

Track	Self-Study Unit	Track	Self-Study Unit	Track	Self-Study Unit
1	1A	9	5A	17	9A
2	1B	10	5B	18	9B
3	2A	11	6A	19	10A
4	2B	12	6B	20	10B
5	3A	13	7A	21	11A
6	3B	14	7B	22	11B
7	4A	15	8A	23	12A
8	4B	16	8B	24	12B

Listening Advantage

1

advantage *n.* **1.** having greater ability or strength than others: *The listening exercises gave the students an advantage in the exam.* **2.** a good feature, benefit: *An advantage of teaching listening strategies is that it helps students understand natural spoken English.*

Listening Advantage is a four-level, strategies-based course designed to improve listening skills through the use of activities and topics that are meaningful to students' lives.

- **Realistic listening passages** include social conversations, transactional dialogues, broadcasts, and announcements.
- **12 easy-to-teach four-page units** make *Listening Advantage* ideal for short courses.
- **Language Focus** sections raise students' awareness of key grammatical and functional patterns.
- **Conversation Strategy** sections build active listening strategies such as responding appropriately, showing interest/surprise, and clarifying when you don't understand.
- **Catch It!** sections show learners how to break speech down into chunks and listen for stress, intonation, and pronunciation cues.
- **Mid-Book and Final Practice Tests** familiarize students with common standardized test formats.
- **Self-study Audio CD with accompanying exercises** provides additional homework or language lab practice.
- **Practical Teacher's Guide** makes lesson preparation quick and simple.

Listening Advantage Book 1 components:

- Text with Audio CD
978-1-4240-0175-0 (1-4240-0175-7)
- Classroom Audio CDs
978-1-4240-0174-3 (1-4240-0174-9)
- Classroom Audio Tapes
978-1-4240-0176-7 (1-4240-0176-5)
- Teacher's Guide
978-1-4240-0177-4 (1-4240-0177-3)

Take a look at the other levels of the Listening Advantage series:

- Text 2 with Audio CD
978-1-4240-0194-1 (1-4240-0194-3)
- Text 3 with Audio CD
978-1-4240-0239-9 (1-4240-0239-7)
- Text 4 with Audio CD
978-1-4240-0244-3 (1-4240-0244-3)

Thomson Heinle is a leading provider of materials for English language teaching and learning throughout the world.

THOMSON
HEINLE

For your learning solutions: www.thomson/learning
Visit Thomson Heinle at elt.thomson.com

ISBN-13: 978-1-4240-0197-2
ISBN-10: 1-4240-0197-8

