

# Space Island



Pupil's Book  
with Online World



Reading and Writing Booklet  
and Grammar Booklet



Activity Book  
with Stickers



Digital Activity Book



The Online World provides the perfect home-school link. Pupils continue to learn in a fun game environment, just like in real life. Access Code in your Pupil's Book

ISBN 978-1-4082-9034-7



9 781408 290347

[www.islands.pearson.com](http://www.islands.pearson.com)

Islands 3

PUPIL'S BOOK

PEARSON

# Islands

3

PUPIL'S BOOK



Sagrario Salaberri

ALWAYS LEARNING

PEARSON

# Islands

## ACCESS CODE

### Space Island

You will find your unique access code for the Online World in the box below. You need to register this access code to gain access to the material.

The access code can only be used once. Don't buy this book if the protective coating has been scratched off.

If your teacher has given you a Class ID code write it in the box below.

Class ID:

#### To register your code:

- Go to [www.islands.pearson.com](http://www.islands.pearson.com)
- Click on the 'Online World' icon.
- Follow the on-screen instructions and fill in the registration form.
- Write your user name and password somewhere safe, then click 'Register' to activate your account.
- You are now ready to play.

#### Need help?

If you need technical support, please visit <http://pearsonsupport.helpserve.com>

# Contents

<b>Scope and sequence</b> .....	<b>3</b>
<b>Welcome</b> .....	<b>6</b>
<b>1 Nature</b> .....	<b>12</b>
<b>2 Me</b> .....	<b>22</b>
<b>3 Pets</b> .....	<b>32</b>
<b>4 Home</b> .....	<b>42</b>
<b>5 Clothes</b> .....	<b>52</b>
<b>6 Sports</b> .....	<b>62</b>
<b>7 Food</b> .....	<b>72</b>
<b>8 Things we do</b> .....	<b>82</b>
<b>Goodbye</b> .....	<b>92</b>
<b>Festivals</b> .....	<b>96</b>
<b>Extensive reading</b> .....	<b>104</b>
<b>Grammar reference</b> .....	<b>112</b>
<b>Speaking reference</b> .....	<b>116</b>

Pearson Education Limited  
Edinburgh Gate  
Harlow  
Essex CM20 2JE  
England  
and Associated Companies throughout the world.

www.islands.pearson.com

© Pearson Education Limited 2012

The right of Sagrario Salaberri to be identified as author of this Work has been asserted by her in accordance with the Copyright, Designs and Patents Act 1988.

Stories on pages 5–7, 16, 26, 36, 46, 56, 66, 76 and 86 by Steve Emsworth and Jim Rose. The rights of Steve Emsworth and Jim Rose to be identified as authors of this work have been asserted by them in accordance with the Copyright, Designs and Patents Act 1988.

All rights reserved; no part of this publication may be reproduced, stored in a retrieval system, or transmitted in any form or by any means, electronic, mechanical, photocopying, recording, or otherwise without the prior written permission of the Publishers.

First published 2012  
ISBN: 978-1-4082-9034-7

Set in Longman English 14.5/10pt  
Printed in Slovakia by Neografia

**Picture Credits**  
The publisher would like to thank the following for their kind permission to reproduce their photographs:

(Key: b-bottom; c-centre; l-left; r-right; t-top)

**Agency Images:** amana images inc. 89 (boy), Arco Images (girl), Ben Molyneux People 19 (2), Blue Gum Pictures 105c, Don Appert 79b, Cultura Creative 103 (a), Glowimages RM 59f, Irene Macdonald 69b, Jack Sullivan 69r, IPagetRMphotos 89 (girl), MBI 29b, Nell Tingle 64 (j), Photos 12 29f, PhotoIndia.com LLC 44 (d), Sally & Richard Greenhill 54r, Simon Reddy 79r, Simon Whaley 48r, Steven May 69d, VisualWritten SL 35f, Bridgeman Art Library Ltd: Laing Art Gallery, Newcastle-upon-Tyne, UK / © Tyne & Wear Archives & Museums 28 (c), Museo Sorolla, Madrid, Spain / Giraudon 28 (d), Museo Sorolla, Madrid, Spain / Index 28 (b), Österreichische Galerie Belvedere, Vienna, Austria 28 (e), Corbis: Ben Lark 88 (k), Jennie Woodcock: Reflections Photolibrary 49 (i), Nik Wheeler 64 (e); **Getty Images:** Aleksandar Jovic 58 (cotton/t-shirt), alisonhancock 44 (n), Dmitry Naumov 44 (f), Elena Schweitzer 74 (i), 74 (j), Elena Stepanova 58 (cotton/dress), Flashon Studio 89 (bullet), 89370 89 (orange), Ivonne Wierink 44 (p), Jennifer Jane 44 (n), Kadroff 58 (wool/jumper), matka\_Wariatka 58 (wool/gloves), Monkey Business 103 (c), 103 (d), PhotoMan 58 (leather/bag), Randy Rastler 69b, Scott Griessel 49 (2), Sergey Larrentev 89 (piano), Sergei Veluscaz 44 (m), shyndmila 58 (leather/belt), Susan Fishman 104c, Vladimir Kondrachov 89 (table tennis); **Getty Images:** Altrendo Travel 65c, Iconica / Jamie Grill 88 (2), Jupiterimages 19 (1); **iStockphoto:** Alexey Tkachenko 65b, mandygodbear 88 (5); **Pearson Education Ltd:** Pearson Education Ltd: Trevor Clifford 25f, 25e, 28b, 43r; **Pearson Education Ltd:** Trevor Clifford 23, 33, 43r, 48c (stones), 48c (tiles), 55f, 55e, 63, 68, 83, 103b; **Photolibrary.com:** Food Images 79bc, Foodpix 88 (1), Jim and Mary Whitmer 103 (b), Pacific Stock / Sei Matsuura Rusden 39f, White / Ryan McVay 88 (3); **Rex Features:** 75; **Shutterstock.com:** Zhappy 14 (c), 35e, 64 (f), Akva 84 (c), Aleksandar Zoric 91 (1b), Alex Avish 54 (d), Alexandre Kolupaev 34 (i), Ambient Ideas 14 (d), Andrej 31 (4b), Anita Patterson Peppers 41 (2b), Arava 84 (e), Boris / S 81 (8b), Borodav 81 (3b), Cheryl E Davis 54 (h), Chris Leachman 11e, Christophe Testi 54 (f), ckchiu 64 (b), clearviewstock 84 (a), Coprid 61 (5c), 61 (6b), David Lee 34 (b), Droumframer 21 (a ants), 21 (5b ants), Dusty Cline 34 (b), eAlisa 48c (glasses), Edgaras Kuruskas 44 (b), Elenamiv 14 (h), Elmur 81 (5b), Eric Iselee 34 (g), 34 (j), 41 (4c), 41 (6c), 41 (7a), Erissoma 34 (e), Evgeniy Ayupov 21 (4a), exclusive studio 21 (5c worm), Fivepots 41 (3a), Gelpi 13b, Gelpi 11f, 61 (1c), 91 (4b), Gemphotography 84 (d), goldenangel 64 (c), Goran Karmanovskii 81 (3a), grafica 31 (4a), Gresi 74 (8), Grocap 44 (9), Gwail 54 (g), HD Connelly 44 (c), Henrik Larsson 21 (5b spiders), 21

(5c spiders), Hifashion 61 (4a), Icyimage 91 (2b), Igor Kisselov 54 (e), Ivonne Wierink 44 (b), Ivona Grodzka 81 (5b), J.D.S 64 (j), Joo Yu 84 (b), Joshua Lewis 41 (5b), Judy Kennamer 31 (1b), Junker 41 (1b), Juriiah Mosin 53c, 103b, Karakas 61 (6c), Karam Miri 44 (b), Karen Miri 44 (a), Karkas 54 (c), 58 (polyester/dress), 58 (polyester/trousers), 61 (3a), 61 (5a), Karlora Irina 61 (1b), Kirill Karashov 41 (1a), Kirsanov 41 (4b), Kisselov Andrey Valerevich 91 (1a), Kitch Bain 44 (g), Lasse Kristensen 44 (j), Lepas 54 (a), 74 (c), 81 (7a), Lia Van Steenburgh 74 (a), Lohke Peers 41 (1a), Loedyn Medina 31 (2a), Juri Ikonov 54 (b), Iuh 74 (f), Magitt Hirsch 74 (b), Maksym Gorpnyuk 41 (8a), Mandy Godbehear 41 (2a), Margo Harrison 54 (j), Marilyn Barbone 81 (1b), Martin Valigursky 34 (d), Maska 10, Matt Antonino 106f, Michael Wisemann 34 (h), Miklav 84 (b), Mitya 21 (4c), Nadenda 61 (2c), Nahwan 73c, Nata Sdobnikova 61 (2a), Nattika 81 (5a), 81 (8a), nikkytok 14 (g), ODM Studio 34 (f), Okoix 81 (4b), Olga Kadroff 61 (5c), Optimax 81 (8b), 81 (4a), Padal 31 (3b), Paalaphoto 31 (3a), 55f, 91 (3a), Perov Stanislav 61 (2b), Peter Hansen 41 (2c), Photocrea 81 (1a), pta2gu 34 (a), Potapov Alexander 14 (a), 21 (5a butterfly), Rainer Plendl 91 (4a), Rimant Sigasv 41 (1c), Rook76 81 (2b), Ruzanna 44 (k), S\_oleg 41 (5a), sarah2 21 (8b), Scott Haley 81 (7b), Sebastian Duda 41 (8a), Semil Yaman 61 (6c), Sergio Schuitzer 61 (6a), Serhiy Shulyev 74 (g), SF Photo 41 (8b), Smit 21 (5c), 34 (a), Stephen Finn 64 (d), Subotina Anna 31 (1a), 41 (6b), Tahir 54 (i), Thomas M Perkins 73f, 90f, Tischenko Irina 44 (i), 64 (g), Tony Campbell 41 (3b), Valentyn Volkov 74 (e), 81 (2a), 81 (6a), Varina & Jay Patel 41 (6a), Vasily Koval 41 (5c), 41 (7b), Vlacharles Kraskouski 81 (6b), Viorol Sima 34 (c), voyodyon 14 (f), Wlg 84 (a), Worakit Sirjinda 61 (4b), xpiral 21 (8a), 21 (4b), 41 (0c), Yasouya 74 (d), Yuri Arrars 13b, 31 (2b), 91 (2a), 91 (3b); **Thinkstock:** iStockphoto 39c, 79f, liquidlibrary 79d

All other images © Pearson Education

Every effort has been made to trace the copyright holders and we apologise in advance for any unintentional omissions. We would be pleased to insert the appropriate acknowledgement in any subsequent edition of this publication.

**Illustration Acknowledgements**

Illustrated by Humberto Blanco (Sylvie Poggio Artists Agency), Anja Bortzki (Good Illustration), Scott Burroughs (Deborah Wolfe), Chan Cho Fai, Lee Coogrove, Leo Cultura, Marek Jagacki, Mark Ruffie (The Organisation), Dickie Seto, Sue King (Plum Pudding Illustration), Momo Chausberg (Beehive Illustration) and HL Studios.

# Scope and sequence

## Welcome

**Vocabulary** **Numbers:** twenty-one, twenty-two, twenty-three, twenty-four, twenty-five, twenty-six, twenty-seven, twenty-eight, twenty-nine, thirty, thirty-one, thirty-two, thirty-three, thirty-four, thirty-five, thirty-six, thirty-seven, thirty-eight, thirty-nine, forty, forty-one, forty-two, forty-three, forty-four, forty-five, forty-six, forty-seven, forty-eight, forty-nine, fifty  
**Months of the year:** January, February, March, April, May, June, July, August, September, October, November, December  
**Ordinal numbers:** 1<sup>st</sup> – 31<sup>st</sup>

<b>Structures</b>	What's your favourite day? My favourite day is Monday. Monday is the first day of the week. When were you born? I was born on the 20 <sup>th</sup> of January.	Were you born in May? Yes, I was. No, I wasn't. I was born in June, on the first day of the week.	<b>Quest item:</b> pen
-------------------	--	---	------------------------

## 1 Nature

**Vocabulary** **Nature:** rock, pond, animal, flowers, mushrooms, insects, sun, trees, clouds, birds, ants, worms, spiders, butterflies, bees, rainbow, wind, sky  
**Directions:** North, East, South, West  
**Places:** library, park, museum, playground  
**Maths:** plus, minus, equals

<b>Structures</b>	How many animals are there? There's one purple animal. How many birds are there? There are two blue birds. There are some spiders. There aren't any spiders. Is there a rainbow? Yes, there is. / No, there isn't.	Is there any wind? Yes, there's some wind. / No, there isn't any wind. Are there any ants? Yes, there are. / No, there aren't. Where are they? / Where is he? At the library. / At the museum.	<b>Values:</b> Play outside. Play safely! <b>Phonics:</b> air, ear (hair, hear) <b>CLIL:</b> Maths (count) <b>Wider World:</b> Where we play <b>Quest item:</b> ball
-------------------	---	---	--

## 2 Me

**Vocabulary** **Describing your body:** small nose, black moustache, short beard, red hair, brown eyes, grey hair, thick eyebrows, blond hair, small glasses, round chin, strong chest, flat stomach, broad shoulders, strong arms, long eyelashes, long neck, short fingernails  
**Describing people:** woman, man, women, men, people

<b>Structures</b>	I've/We've got long red hair. He's/She's got thick black eyebrows. I/We haven't got small red glasses. He/She hasn't got a small nose.	Have you got a round chin? Yes, I/we have. No, I/we haven't. Has he/she got broad shoulders? Yes, he/she has. No, he/she hasn't.	<b>Values:</b> Keep clean and healthy. <b>Phonics:</b> ay, er (day, summer) <b>CLIL:</b> Art (portraits) <b>Wider World:</b> Family portraits <b>Quest item:</b> rock
-------------------	---	---	---

### 3 Pets

<b>Vocabulary</b>	<p><b>Animal body parts:</b> tail, beak, wings, fins, paws, whiskers, skin, feathers, claws, fur</p> <p><b>Physical characteristics:</b> spotty, striped, soft, smooth, hard, sharp, cute, scary, fast, slow</p> <p><b>Life cycle:</b> eggs, caterpillars, cocoons, butterflies</p>	<p><b>Values:</b> Take care of your pet!</p> <p><b>Phonics:</b> ea, oi (eat, oil)</p> <p><b>CLIL:</b> Science (life cycle)</p>
<b>Structures</b>	<p>What does it look like?</p> <p>It's got a tail.</p> <p>It hasn't got feathers.</p> <p>What do they look like?</p> <p>They've got tails.</p> <p>They haven't got feathers.</p>	<p>Have you got a tortoise?</p> <p>Yes, I have. / No, I haven't.</p> <p>Has it got spotty fur? / Has it got a cage?</p> <p>Yes, it has. / No, it hasn't.</p> <p><b>Wider World:</b> Do you like pets?</p> <p><b>Quest item:</b> glasses</p>

### 4 Home

<b>Vocabulary</b>	<p><b>Prepositions of place:</b> in front of, behind, next to, above, below, opposite</p> <p><b>Furniture:</b> plant, mirror, picture, wardrobe, bin, shower, cupboard</p> <p><b>Parts of the house:</b> garage, balcony, basement</p> <p><b>Household items:</b> computer, toothbrush, toothpaste, comb, towels, blankets, broom, shampoo, plates, pots, pans</p> <p><b>Materials:</b> tiles, stones, glass</p> <p><b>Shapes:</b> triangles, squares, circles, rectangles</p>	<p><b>Values:</b> Help at home.</p> <p><b>Phonics:</b> a_e, i_e, o_e (take, like, home)</p> <p><b>CLIL:</b> Art (mosaics)</p> <p><b>Wider World:</b> Sleepover party</p>
<b>Structures</b>	<p>There's a plant in the living room.</p> <p>There are two plants in the living room.</p> <p>The plant is/The plants are in the living room.</p> <p>It's/They're below the mirror.</p>	<p>Is the broom in the wardrobe?</p> <p>Yes, it is.</p> <p>No, it isn't. It's in the kitchen.</p> <p>Are the pots in the sink?</p> <p>Yes, they are.</p> <p>No, they aren't. They're in the cupboard.</p> <p><b>Quest item:</b> hamster wheel</p>

### 5 Clothes

<b>Vocabulary</b>	<p><b>Clothes:</b> baseball hat, belt, sweatshirt, tracksuit, flip flops, sandals, T-shirt, uniform, shirt, blouse, trainers, shorts, scarf, beanie, ski jacket, tight, woolly jumper, hiking boots</p> <p><b>Style:</b> fancy, plain, colourful</p> <p><b>Materials:</b> wool, leather, cotton, polyester</p>	<p><b>Values:</b> Be polite!</p> <p><b>Phonics:</b> sc, sk, sm, sn, sp, squ, st, sw (scarf, skate, smell, snip, spoon, squid, star, swim)</p> <p><b>CLIL:</b> Science (materials)</p> <p><b>Wider World:</b> School uniforms</p>
<b>Structures</b>	<p>What are you wearing?</p> <p>I'm wearing a hat.</p> <p>What's he/she wearing?</p> <p>He's/She's wearing shorts.</p> <p>Are you wearing a hat?</p> <p>Yes, I am. / No, I'm not.</p> <p>Is he/she wearing shorts?</p> <p>Yes, he/she is. / No, he/she isn't.</p>	<p>This is my favourite scarf.</p> <p>These are my favourite tights.</p> <p>Do you like my hat?</p> <p>I love my scarf.</p> <p>What a fancy hat!</p> <p>What big shoes!</p> <p><b>Quest item:</b> lamp</p>

### 6 Sports

<b>Vocabulary</b>	<p><b>Sports:</b> run, jump, climb trees, ride a bike, catch a ball, play football, play tennis, play basketball, do taekwondo, play badminton</p> <p><b>Sports/Leisure facilities:</b> gym, basketball court, running track, stadium, skating rink, ski slope, bowling alley, beach, swimming pool, football pitch</p> <p><b>Actions:</b> stretch, bend, twist, turn around</p>	<p><b>Values:</b> Be active! Exercise every day.</p> <p><b>Phonics:</b> bl, fl, gl, pl, sl (black, float, glass, plum, sleep)</p> <p><b>CLIL:</b> PE (regular exercise)</p> <p><b>Wider World:</b> Sports in the world</p>
<b>Structures</b>	<p>I/He/She can/can't run and jump.</p> <p>I/He/She can run but I/he/she can't jump.</p> <p>Can you/he/she play tennis?</p> <p>Yes, I/he/she can.</p> <p>No, I/he/she can't.</p>	<p>I/He/She was at the gym.</p> <p>I/He/She wasn't at the gym.</p> <p><b>Quest item:</b> shorts</p>

### 7 Food

<b>Vocabulary</b>	<p><b>Food:</b> potatoes, tomatoes, carrots, cucumbers, peas, peaches, strawberries, plums, oranges, mangoes, beans, broccoli, lettuce, spinach, cabbage, pears, apricots, avocados, cherries, watermelon, papaya</p> <p><b>Food groups:</b> cereals, fruits and vegetables, protein, dairy, fats and sugars, healthy, unhealthy</p>	<p><b>Values:</b> Stay healthy. Eat more fruit and vegetables.</p> <p><b>Phonics:</b> br, cr, dr, fr, gr, pr, str, tr (brown, crab, drop, frog, green, press, string, train)</p> <p><b>CLIL:</b> Science (food pyramid)</p> <p><b>Wider World:</b> Food around the world</p>
<b>Structures</b>	<p>Do you like peas?</p> <p>Yes, I do. / No, I don't.</p> <p>Does he/she like peas?</p> <p>Yes, he/she does.</p> <p>No, he/she doesn't.</p>	<p>Is there any/some/a lot of/lots of broccoli?</p> <p>Yes, there is. / No, there isn't.</p> <p>Are there any pears?</p> <p>Yes, there are. / No, there aren't.</p> <p><b>Quest item:</b> bike</p>

### 8 Things we do

<b>Vocabulary</b>	<p><b>Actions:</b> sleeping, reading, eating, drinking, walking, dancing, doing homework, listening to music, cleaning, making a machine, singing, playing the piano, playing the violin, playing the trumpet, playing the flute</p> <p><b>Adverbs:</b> quietly, loudly, quickly, slowly, terribly</p> <p><b>Helping at home:</b> set the table, clean the bedroom, make the bed, wash the dishes, wash the car</p>	<p><b>Values:</b> Learn new things! Develop your talents.</p> <p><b>Phonics:</b> ft, mp, nd, nt, sk, sp, st (left, bump, hand, point, ask, sleep, nest)</p> <p><b>CLIL:</b> Social Sciences (helping at home)</p> <p><b>Wider World:</b> After-school activities</p>
<b>Structures</b>	<p>What are you/they doing?</p> <p>I'm/They're sleeping.</p> <p>What's he/she doing?</p> <p>He's/She's sleeping.</p>	<p>Are you singing?</p> <p>Yes, I am. / No, I'm not.</p> <p>Is he/she singing quietly?</p> <p>Yes, he/she is.</p> <p>No, he/she isn't. He's/She's singing loudly.</p> <p><b>Quest item:</b> water</p>

### Festivals

<b>Vocabulary</b>	<p><b>Halloween:</b> pumpkin, ghost, witch, broom, bat, hat, spider, trick or treat</p> <p><b>Christmas Day:</b> Christmas tree, lights, presents, Christmas cards, stockings, sweets, chocolates</p> <p><b>Easter:</b> Easter eggs, Easter Bunny, sweets, lollipops, Easter basket, Easter bonnet, chicks</p> <p><b>April Fools' Day:</b> fool, surprise, joke, fun</p> <p><b>Pancake Day:</b> pancake, add, mix, pour, fry, toss, catch</p> <p><b>Earth Day:</b> plant a tree, switch the lights off, recycle, ride your bike</p>
-------------------	---

# Welcome

1 Listen and read.



Where are we, Professor Bloom?



2 Listen, point and repeat.

Hi! I'm Harry. I'm nine.  
How old are you?



Hello. My name's Rose.  
What's your name?



And I'm Professor Bloom.



Listen and sing. Then find.

Hey boys! Hey girls!  
Come with us, come on a quest today!  
Look up, down, here, there.  
Look around everywhere.  
Where's the pen?  
Come on, come on.  
Come on a quest!  
Let's find the pen!



3 Listen and repeat.

twenty-one 21	twenty-two 22	twenty-three 23	twenty-four 24	twenty-five 25
twenty-six 26	twenty-seven 27	twenty-eight 28	twenty-nine 29	thirty 30
thirty-one 31	thirty-two 32	thirty-three 33	thirty-four 34	thirty-five 35
thirty-six 36	thirty-seven 37	thirty-eight 38	thirty-nine 39	forty 40
forty-one 41	forty-two 42	forty-three 43	forty-four 44	forty-five 45
forty-six 46	forty-seven 47	forty-eight 48	forty-nine 49	fifty 50

4 Listen and chant.

One, two, three, four, five. Clap, clap, clap!  
Six, seven, eight, nine, ten. Clap, clap, clap!  
Eleven, twelve, thirteen, fourteen, fifteen. Clap, clap, clap!  
Sixteen, seventeen, eighteen, nineteen, twenty. Clap, clap, clap!  
Twenty-one, twenty-two, twenty-three, twenty-four, twenty-five. Clap, clap, clap!  
Twenty-six, twenty-seven, twenty-eight, twenty-nine, thirty. Clap, clap, clap!  
Forty. Clap, clap, clap!  
Fifty. Clap, clap, clap!

5 Listen and point.

- 1 twenty-six    twenty-seven    twenty-eight
- 2 thirty-two    thirty-four    thirty-nine
- 3 forty-one    forty-three    forty-five
- 4 twenty-three    thirty-three    forty-three
- 5 twenty-seven    thirty-seven    forty-seven

6 Ask and answer.



7 Listen and chant.

Sunday  
Monday  
Tuesday  
Wednesday  
Thursday  
Friday  
Saturday

Seven days in a week  
What's your favourite day?  
Oh, that's easy. It's Tuesday!  
My favourite day is Tuesday.

Seven days in a week  
What's your favourite day?  
Oh, that's easy. It's Sunday!  
My favourite day is Sunday.

LOOK!

What's your favourite day? My favourite day is Monday.  
Monday is the first day of the week.

8 Listen and point.

- 1 My favourite day is **Monday** **Tuesday** **Wednesday**.
- 2 My favourite day is **Thursday** **Friday** **Saturday**.
- 3 My favourite day is **Saturday** **Sunday** **Monday**.

9 Ask and answer.

What's your favourite day?



My favourite day is Sunday.

10 Listen and say.

January	February	March	April
May	June	July	August
September	October	November	December

11 Listen and point.

- 1 He was born in **January** **February** **March** **April**.
- 2 She was born in **May** **June** **July** **August**.
- 3 They were born in **September** **October** **November** **December**.

12 Listen, point and repeat.

January						
			1 <sup>st</sup>	2 <sup>nd</sup>	3 <sup>rd</sup>	
4 <sup>th</sup>	5 <sup>th</sup>	6 <sup>th</sup>	7 <sup>th</sup>	8 <sup>th</sup>	9 <sup>th</sup>	10 <sup>th</sup>
11 <sup>th</sup>	12 <sup>th</sup>	13 <sup>th</sup>	14 <sup>th</sup>	15 <sup>th</sup>	16 <sup>th</sup>	17 <sup>th</sup>
18 <sup>th</sup>	19 <sup>th</sup>	20 <sup>th</sup>	21 <sup>st</sup>	22 <sup>nd</sup>	23 <sup>rd</sup>	24 <sup>th</sup>
25 <sup>th</sup>	26 <sup>th</sup>	27 <sup>th</sup>	28 <sup>th</sup>	29 <sup>th</sup>	30 <sup>th</sup>	31 <sup>st</sup>

LOOK!

When were you born? I was born on the 20<sup>th</sup> of January.

Were you born in May? Yes, I was. / No, I wasn't.

I was born in June, on the first day of the week.

wasn't = was not

13 Ask and answer.

When were you born?



I was born in July.  
I was born on the 20<sup>th</sup> of July.



1 Listen and point.

2 Listen and point. Then say.

3 Listen and chant.

There's a pond, a blue pond.  
There's a rock, a brown rock.  
There's an animal, a purple animal.

There are birds, blue birds.  
There are insects, pink insects.  
There are flowers, yellow flowers.

## LOOK!

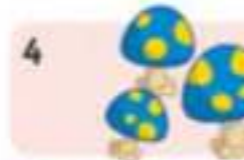
How many animals are there?	There's one purple animal.
How many birds are there?	There are two blue birds.

There's = There is

4 Look and say *True or False*.

- 1 There are seven mushrooms.
- 2 There are three trees.
- 3 There's one sun.
- 4 There are twelve insects.
- 5 There's one flower.

5 Look, ask and answer.



How many rocks are there?


There's one brown rock.



Where's the ball?  
We've got the pen.  
Come on, come on.  
Come on a quest!  
Let's find the ball!



6 Listen and repeat.



7 Listen. Then sing and do the actions.

SONG

How many birds are there?

There are seven birds.

There are six mushrooms.

There are five rocks.

Seven, six, five,

Stamp, stamp, stamp!

How many animals are there?

There are four animals.

There are three trees.

There are two clouds.

Four, three, two,

Clap, clap, clap!

How many ponds are there?

There's one pond.

One blue pond.

Only one blue pond,

Jump, jump, splash!



LOOK!

There are some spiders.	There aren't any spiders.
Is there a rainbow?	Yes, there is. / No, there isn't.
Is there any wind?	Yes, there's some wind. / No, there isn't any wind.
Are there any ants?	Yes, there are. / No, there aren't.

8 Listen and find the right screen. Then ask and answer.



9 Look, ask and answer.



1 At the library.

2 At the park.

3 At the museum.

4 At the playground.

There are some trees.

Yes, there are.  
Where are they?

Are there any children?

At the playground.

LOOK!

Where are they?	At the library.
Where is he?	At the museum.

# STORY



## VALUES

Play outside. Play safely!

## HOME-SCHOOL LINK

Think of a way to play safely when you are outside. Draw a picture. Show your family.



# PHONICS

11 Listen and repeat.

1 air

2 ear

12 Listen, point and say.

13 Listen and blend the sounds.

1 f - air fair

2 p - air pair

3 h - air hair

4 ch - air chair

5 t - ear fear

6 y - ear year

7 h - ear hear

8 n - ear near

14 Read the sentences aloud. Then find *air* and *ear*.

1 This girl has long hair.

2 Sit down on the chair.



3 I can hear with my ear.

4 A pair is near the chair.



15 Listen. Then count.

+ (plus) - (minus) = (equals)



a  +  =

b  -  =

16 Find and count.



- 1 How many books can you see at the library?
- 2 How many trees can you see at the museum?

17 Read the number riddles. Say the answer.



2 I'm the number of legs on two insects, minus the number of legs on a cat. What number am I?



I'm the number of legs on three birds, plus the number of legs on a horse. What number am I?

THINK!

A biped animal has got two legs.  
A quadruped animal has got four legs.

- 1 Are humans quadrupeds or bipeds?
- 2 Name two bipeds and two quadrupeds.

MINI-PROJECT Write a number riddle.

# Wider World

## Where we play

18 Listen and read.



Hi, I'm Pablo and I'm from Spain. I live near the sea. In the summer I go to the beach and I make castles with sand and a bucket. I love sandcastle competitions.



My name is Lucy. I'm from the UK. I live in a city and it's very cold in winter. At the weekends I play board games with friends at home. I play every day in the school playground.

19 Ask and answer.

- 1 Where are you from?
- 2 Do you play in the playground?
- 3 Do you make sandcastles?
- 4 Do you play board games?

## PORTFOLIO

Think and write.

At the weekends I go to the library.  
In the summer I play in the park.

20 Play and say.

HAVE FUN!

How many ... are there? Is/Are there any ...?

**Pupil A**

**Start**

**Finish**

**Pupil B**

**Start**

**Finish**

... pond?

... butterflies?

... spiders?

... rainbow?

PROGRESS CHECK

21 Listen and point. Then say.


1 a five animals b one animal c two animals

2 a five ants b six ants c seven ants



# 2 Me

1 Listen and point.



2 Listen and point. Then say.

3 Listen and chant.

	<p>I've got black hair. I've got brown eyes. I haven't got glasses.</p>	
<p>Look, it's dad!</p>	<p>Look, it's granny!</p>	

## LOOK!

I've got	
I haven't got	
He's got	a small nose. thick black eyebrows. small red glasses.
She hasn't got	
We've got	
We haven't got	

4 Listen and point.

- Mum has got short **blond hair** **red hair**.  
She's got **She hasn't got** glasses.
- Grandad has got **blue eyes** **brown eyes**.  
He's got **a short beard** **grey hair**.
- I've got **blue eyes** **a small nose**.  
I've got **I haven't got** thick eyebrows.
- Dad has got **a black moustache** **small glasses**  
and **thick black eyebrows** **brown eyes**.

5 Look, ask and answer.

He's got red hair.  
He hasn't got glasses.

Peter!



Where's the rock?  
We've got the pen and the ball.  
Come on, come on.  
Come on a quest!  
Let's find the rock!

6 Listen and repeat.



7 Listen and point. Then sing and do the actions.

SONG

Who is it? Who is it? Who is it?

Have you got long hair?

Yes, I have. Yes, I have.

Have you got a small nose?

Yes, I have.

Have you got red hair?

No, I haven't. No, I haven't.

Have you got green eyes?

Yes, I have.

Have you got a long neck?

Yes, I have. Yes, I have!

Have you got big teeth?

Yes, I have.

Who is it? Who is it? Who is it?



LOOK!

Have you got		Yes, I/we have.
	a round chin?	No, I/we haven't.
Has he/she got		Yes, he/she has.
		No, he/she hasn't.

8 Listen and find. Then ask and answer.



Arisu



Paulo



Rose



Has Paulo got broad shoulders?

Yes, he has.



SKILLS

9 Listen again and answer.

- 1 Has Paulo got strong legs?
- 2 Has Arisu got strong hands?
- 3 Has Arisu got short eyelashes?
- 4 Has Rose got strong shoulders?
- 5 Has Rose got a flat stomach?

# STORY



## VALUES

Keep clean and healthy.

## HOME-SCHOOL LINK

Write three things you can do to keep your body clean. Show your family.



# PHONICS

11 Listen and repeat.

1 ay

2 er

12 Listen, point and say.

13 Listen and blend the sounds.

1 s - ay say

2 d - ay day

3 w - ay way

4 p - l - ay play

5 d - i - nn - er dinner

6 s - u - mm - er summer

7 h - a - mm - er hammer

8 l - e - tt - er letter

14 Read the sentences aloud. Then find ay and er.

1 We want fish for dinner.

2 A letter is in the letterbox.



3 We play all day in the summer.

4 I play with my toy hammer.



15 Listen, read and find the painting.



- 1 There are two women. One woman has got black hair and a long neck.
- 2 He's got a short beard and a black moustache.
- 3 There are lots of people. There are men and women.
- 4 She's got brown hair. She's got a long neck and a round chin.

16 Look and answer.

- Painting a Has the woman got broad shoulders?  
 Painting b Has the man got thick black eyebrows?  
 Painting c Have the men got long hair?  
 Painting d Have the women got hats?

17 Choose a painting and describe it to your friend.

She's got thin eyebrows and a round chin.



**THINK!**  
Do you know any other portraits?

**MINI-PROJECT** Write about a painting you know.

# Wider World

## Family portraits

18 Listen and read. Then answer.



My name is Fatima. I'm from Morocco. My family is big. I've got my mum and dad and lots of aunts and uncles. My mum has got short hair. My dad has got a black moustache and thick eyebrows. He's got glasses too! My family is fantastic!



Hi, my name is Martin. I'm from the UK and this is my family. I've got two sisters, Liza and Naomi. My mum has got blond hair and she's got blue eyes. My dad has got brown hair and blue eyes. He's got broad shoulders. I love my family!

- 1 Where is Fatima from?
- 2 Where is Martin from?

19 Ask and answer.

- 1 Have you got brothers or sisters?
- 2 Has your mum got blond hair?
- 3 Has your dad got a moustache?
- 4 Has your mum got glasses?

## PORTFOLIO

Think and write.

I've got two brothers.  
 My mum has got small glasses.



# HAVE FUN!

20 Choose. Play and say.

Have you got brown hair? Yes, I have.

Is it long? No, it's short.

Have you got thick eyebrows? Yes, I have.

Are you Bill? Yes!



AB p.105

# PROGRESS CHECK

2

21 Listen and point. Then say.



Lesson 10 self assessment

AB p.27

# 3 Pets

1 Listen and point.



2 Listen and point. Then say.

3 Listen and chant.

Has it got two eyes?  
Yes, it has.  
Has it got four legs?  
No, it hasn't.  
Has it got a tail?

Yes, it has.  
Has it got two hands?  
No, it hasn't.  
Splish, splash, splish  
It's a fish!



## LOOK!

What	does it do they	look like?
It's got It hasn't got		a tail, feathers.
They've got They haven't got		tails, feathers.

4 Listen and point.

5 Look, ask and answer.



What does it look like?

It's green.  
It's got four legs  
and big eyes.

It's a frog.



Where are the glasses?  
We've got the pen, the ball and  
the rock.  
Come on, come on.  
Come on a quest!  
Let's find the glasses!

6 Listen and repeat.



7 Listen and point. Then sing and do the actions.

SONG

*Pets, pets, pets are great fun!  
There's a pet for everyone!*

Have they got a tortoise?  
Yes, they have!

It's got pretty eyes and ugly legs.  
It's great fun! It's great fun!

Have they got a cat?  
No, they haven't.  
Have they got a dog?  
No, they haven't.

Have they got a hamster?  
Yes, they have!

It's got pretty eyes and a small nose.  
It's great fun! It's great fun!

LOOK!

Have you got a tortoise?	Yes, I have.	Has it got spotty fur? Has it got a cage?	Yes, it has.
	No, I haven't.		No, it hasn't.

8 Choose a pet. Then ask and answer.



My pet has got wings. It's fast.

Has it got a beak?

Yes, it has.

Yes, I have.

Have you got a bird?

9 Read and look. Then answer.

SKILLS

My pet




Animal: tarantula  
Name: Boris  
Home: Spain  
Age: 3 years old  
Colour: brown  
Legs: 8 legs, stripy fur  
Food: insects

Hi, I'm Alex and I've got a pet. It's a tarantula and it's from Spain. It's three years old. It's brown. It hasn't got a tail but it's got eight legs. It's got short, stripy fur. It likes insects. Some people say it's scary but I say it's cute and very clever. It's got a cage with sand and a bowl of water. I love my pet tarantula.

- 1 What's the name of the tarantula?
- 2 Where is it from?
- 3 How old is it?
- 4 What does it eat?



# STORY



## VALUES

Take care of your pet!

## HOME-SCHOOL LINK

Draw your dream pet. Show your family.



# PHONICS

11 Listen and repeat.

1 ea

2 oi

12 Listen, point and say.

13 Listen and blend the sounds.

1 ea - t eat

2 t - ea tea

3 l - ea - f leaf

4 p - ea - ch peach

5 oi - l oil

6 c - oi - n coin

7 j - oi - n join

8 f - oi - l foil

14 Read the sentences aloud. Then find *ea* and *oi*.

1 I've got a silver coin.

2 Eat a peach.



3 Put oil on the foil.

4 Join me for leaf tea.



# CLIL

## 15 Listen, read and point.

- 1 First, there are small eggs.
- 2 Next, there are caterpillars. What do they look like? They've got a lot of legs and big eyes. Are they cute or scary?
- 3 Then, there are cocoons. Cocoons are cases around the caterpillars' bodies.
- 4 Finally, there are butterflies. What do they look like? They've got wings with a lot of colours. Are they stripy or spotty?



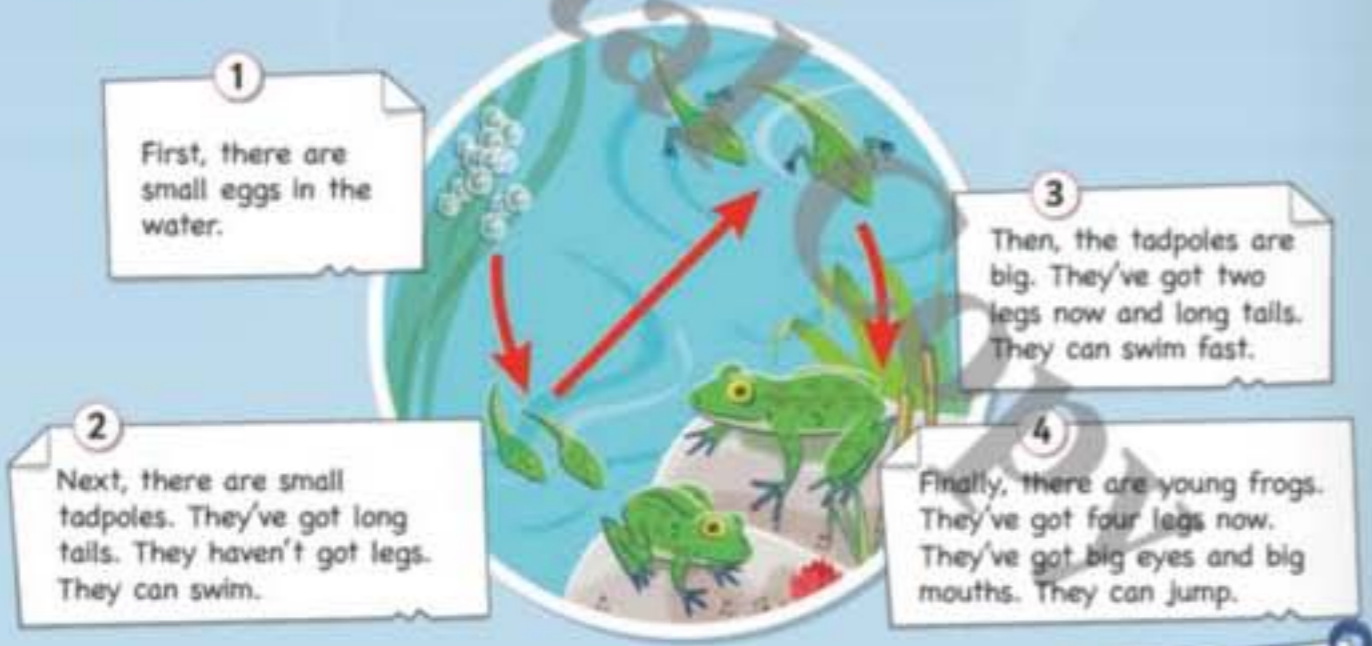
eggs

caterpillars

cocoons

butterflies

## 16 Listen. Then read and say True or False.



1 First, there are small eggs in the water.

2 Next, there are small tadpoles. They've got long tails. They haven't got legs. They can swim.

3 Then, the tadpoles are big. They've got two legs now and long tails. They can swim fast.

4 Finally, there are young frogs. They've got four legs now. They've got big eyes and big mouths. They can jump.

- 1 There are small eggs.
- 2 They've got short tails.
- 3 They've got legs and long tails.
- 4 They've got six legs.

**THINK!**  
The picture on this page is a diagram. It helps you understand information better. Find other diagrams in books.

**MINI-PROJECT**  
Draw a diagram for the life cycle of a snake.

# Wider World

## Do you like pets?

### 17 Listen and read.

I'm Diego and I'm from Colombia. I've got a pet cat. His name is Olly and he's nine years old. He's white. He likes fish and cheese but he doesn't like fruit. I love Olly.



My name's Rika and I'm from Japan. I've got a pet hamster. Her name is Momo. She's two years old. She's got a small tail and a small head. She likes apples and nuts and her hamster wheel. She's so cute. I love hamsters!



## PORTFOLIO

### Think and write.

My favourite pet is a spider.  
It's got eight legs. It likes insects.

### 18 Ask and answer.

- 1 Do you like hamsters?
- 2 Do you like cats?
- 3 What's your favourite pet?
- 4 What does it look like?

19 Choose. Play and say.

# HAVE FUN!

My house

 bathroom	 bedroom 3
 bedroom 2	 kitchen
 bedroom 1	 living room

garden

My friend's house

 bathroom	 bedroom 3
 bedroom 2	 kitchen
 bedroom 1	 living room

garden

Has your pet got legs? Yes, it has.

Has it got a cage? Yes, it has.

Is it blue? Yes, it is.

Is it in bedroom 3? Yes, it is.

Is it a parrot? Yes! I've got a parrot in bedroom 3.



AB p.106

# PROGRESS CHECK

3

20 Listen and point. Then say.

- 1
 

a 	b 	c 
--	--	--
  
- 2
 

a 	b 	c 
--	--	--
  
- 3
 

a 	b 	c 
--	--	--
  
- 4
 

a 	b 	c 
--	--	--
  
- 5
 

a 	b 	c 
--	--	--
  
- 6
 

a 	b 	c 
--	--	--
  
- 7
 

a 	b 
--	--
  
- 8
 

a 	b 
--	--



AB p.37

# 4 Home

1 Listen and point.



2 Listen and point. Then say.

3 Listen and chant.

Is the cooker in the kitchen?  
Yes, it is. Yes, it is.

Is the shower in the bathroom?  
Yes, it is. Yes, it is.

Is the sofa in the bedroom?  
No, it isn't. No, no, no.

Is the bed in the living room?  
No, it isn't. No, no, no.

## LOOK!

There's a plant	in the living room.
There are two plants	
The plant is/The plants are	below the mirror.
It's/They're	

4 Listen and point. Then say.



5 Look, ask and answer.



Where's the hamster wheel?  
We've got the pen, the ball,  
the rock and the glasses.  
Come on, come on.  
Come on a quest!  
Let's find the hamster wheel!

6 Listen and repeat.



7 Listen and point. Then sing and do the actions.

SONG

Messy house, messy rooms everywhere.  
 With messy things here, and messy things there.  
 Behind, below, above, there  
 Clean up, clean up everywhere.

Where are the ?  
 Are they on the shelf?  
 No, they aren't!  
 They're next to the chair.

Where's the ?  
 Is it above the sink?  
 No, it isn't!  
 It's under the plates.

Where are the ?  
 Are they in the cupboard?  
 No, they aren't!  
 They're behind the plant.



LOOK!

Is the broom in the wardrobe?	Yes, it is. No, it isn't. It's in the kitchen.	Are the pots in the sink?	Yes, they are. No, they aren't. They're in the cupboard.
-------------------------------	---	---------------------------	---

8 Choose a room. Then ask and answer.

Is the sink next to the toilet?



9 Read and answer.

SKILLS




I'm very excited. My best friend is coming to my house! I've got a great new bed in my bedroom for her. It's next to the wardrobe and opposite the computer. It's fantastic! It's green and there's a frog on it! Well, there's a picture of a frog. It's cool! The frog is in the pool. Look again! The bed is big and it's fun! Do you like it?

- 1 Is the girl in the living room?
- 2 Has she got a new bed?
- 3 Is the new bed opposite the wardrobe?
- 4 Where's the frog?



10 Listen and read. Then act out.

# STORY



## VALUES

Help at home.

## HOME-SCHOOL LINK

Clean your room. Show your family.



## PHONICS

4

11 Listen and repeat.

1 a\_e

2 i\_e

3 o\_e

12 Listen, point and say.

13 Listen and blend the sounds.

1 c - a - ke cake

2 w - a - ve wave

3 sh - a - pe shape

4 t - i - me time

5 d - i - ve dive

6 l - i - ke like

7 b - o - ne bone

8 h - o - me home

14 Read the sentences aloud. Then find a\_e, i\_e and o\_e.

1 The dog has got a bone.

2 I like cake!



3 Dive under the wave.

4 It's time to go home.

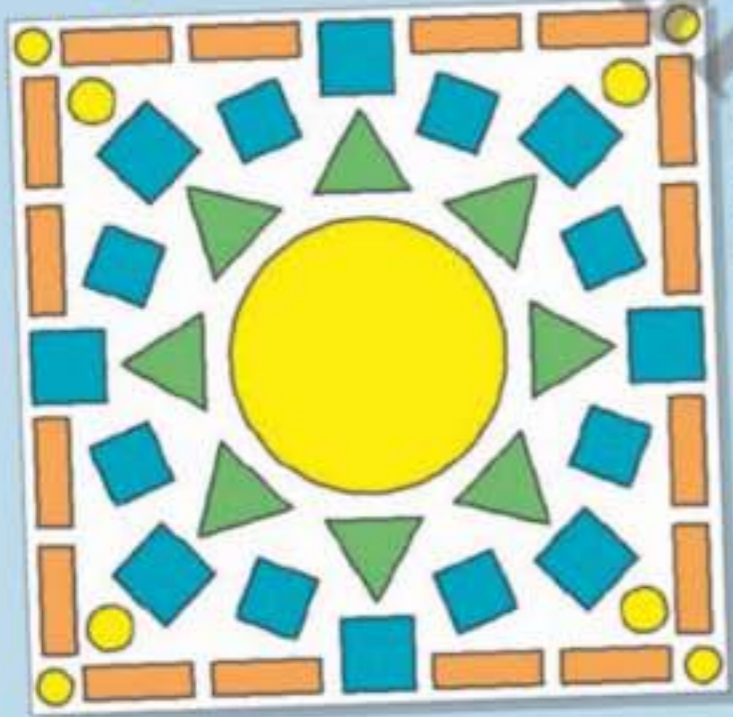




This is a mosaic. It's a picture that has got small tiles, stones or glass. This mosaic is of a fish. There are lots of different shapes like squares, circles, rectangles and triangles. There are lots of different colours like blue, green, white, orange and red. There are mosaics on floors and on walls. They are very beautiful. Do you like mosaics?



16 Look and answer.



- 1 How many triangles are there?
- 2 How many squares are there?
- 3 How many circles are there?
- 4 How many rectangles are there?
- 5 What colours are there?
- 6 Is it a picture of a cloud?

**TIPS!**  
What other things can we use to make mosaics?

**MINI-PROJECT**  
Make a mosaic of your favourite animal.

# Wider World

## Sleepover party

17 Listen and read.



My name's Alex and I'm from the US. I have sleepover parties with my friends. We're having one tomorrow. We stay with a friend and we wear our pyjamas. We have fun pillow fights and go to bed late. After the party we sweep the floor and take out the rubbish. I love sleepover parties!

I'm Olivia and I live in the UK. This is a photo of my sleepover party at home. At the party we eat pizza, we play games and tell stories. My friends bring their teddy bears and pillows with them. After the party I put away my toys and dust the shelves. Sleepover parties are great! We have a lot of fun!



18 Read and say *True or False*.

- 1 Alex has sleepover parties with his friends.
- 2 After the party he puts away his toys.
- 3 Olivia's friends take pillows to the sleepover party.
- 4 Olivia and her friends eat pizza at the party.

## PORTFOLIO

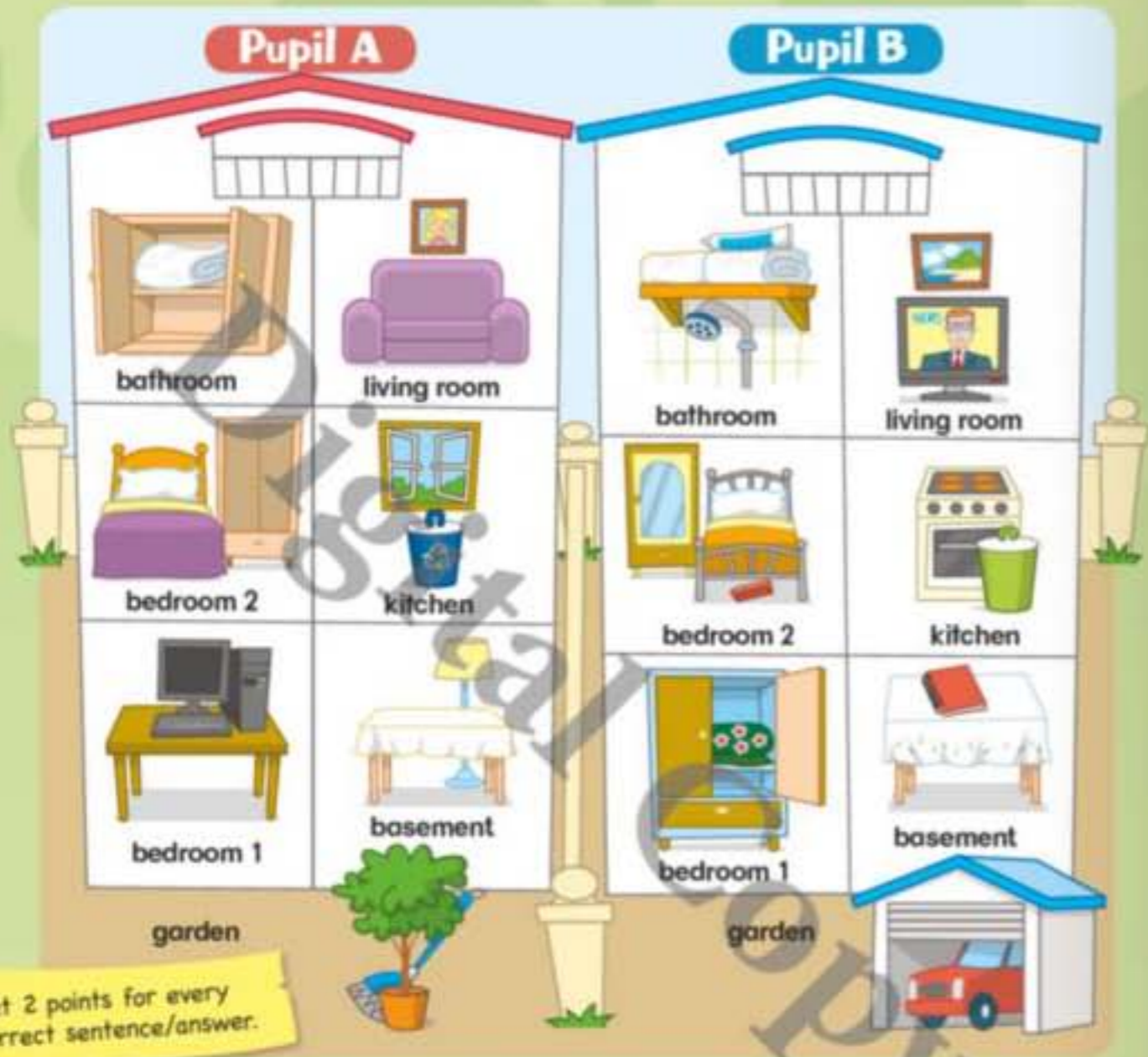
Think and write.

Food	Activities
cake	board games

At my sleepover party we eat cake and we play board games.

# HAVE FUN!

19 Choose. Play and say.



## Round 1

In my kitchen there's a bin below the window.

In my kitchen there's a bin in front of the cooker.

## Round 2

Where's the bin?

It's in the kitchen.

Is the bin next to the cooker?

No, it isn't. It's in front of the cooker.



AB p.107

# PROGRESS CHECK

4

20 Listen and point. Then say.



AB p.47

# 5 Clothes

1 Listen and point.



2 Listen and point. Then say.

3 Listen and chant.

Hip, Hip! What are you wearing?  
I'm wearing trainers.



Hip, Hip! What are you wearing?  
I'm wearing a tracksuit.

Hip, Hip! What are you wearing?  
I'm wearing a hat.

A hat?



That isn't a hat. They're shorts!

## LOOK!

What are you wearing?	I'm wearing	a hat. shorts.
What's he/she wearing?	He's/She's wearing	
Are you wearing	a hat? shorts?	Yes, I am. / No, I'm not. Yes, he/she is. No, he/she isn't.
Is he/she wearing		

4 Look and say *True or False*.

- 1 I'm wearing a tracksuit.
- 2 I'm wearing jeans and a shirt.
- 3 I'm wearing a skirt and a blouse.

5 Look, ask and answer.

Look at Harry. What's he wearing?

He's wearing a tracksuit.

Is he wearing flip flops?

No, he isn't. He's wearing trainers.



Where's the lamp?  
We've got the pen, the ball,  
the rock, the glasses and the  
hamster wheel.  
Come on, come on.  
Come on a quest!  
Let's find the lamp!

## 6 Listen and repeat.



## 7 Listen and point. Then sing and do the actions.

## SONG

Where's my red scarf? Where's my red scarf?

I've got my old blue

my coat and my

But not my red scarf! Not my red scarf!

My sister's in the bedroom.

What's she wearing? She's wearing my

Is she wearing my scarf? No, she isn't. No, no, no!

My brother's in the garden.

What's he wearing? He's wearing my

Is he wearing my scarf? Yes, he is. Yes, yes, yes!

Hey, that's my scarf!

## LOOK!

This is	my favourite	scarf.
These are		tights.

Do you like my hat?  
I love my scarf.

## 8 Listen and find. Then say.



This is my favourite scarf.  
It's red and blue.

## LOOK!

What a fancy hat!  
What big shoes!

## SKILLS

## 9 Read and say True or False. Then say.

What a fancy hat!



## costume party

Hi. I'm Hilda. I'm a pirate. I'm wearing a plain white shirt and a black and red skirt. This is my favourite skirt. I'm wearing black leather shoes and white socks. Do you like my fancy hat?

I'm Ben. I'm a clown. My hair is orange. I'm wearing a big yellow T-shirt and big blue trousers. These are my favourite shoes. And I love my colourful bow tie. Do you like it?

What big shoes!



- 1 She's wearing a plain white shirt.
- 2 He's wearing a big green T-shirt.
- 3 She's wearing brown leather shoes.
- 4 He's wearing big blue trousers.

# STORY



## VALUES

Be polite!

## HOME-SCHOOL LINK

Make a list of polite English phrases. Show your family.



# PHONICS

11 Listen and repeat.

- |      |       |      |      |
|------|-------|------|------|
| 1 sc | 2 sk  | 3 sm | 4 sn |
| 5 sp | 6 squ | 7 st | 8 sw |

12 Listen, point and say.

13 Listen and blend the sounds.

- |                        |                        |
|------------------------|------------------------|
| 1 s - c - ar - f scarf | 2 s - k - ate skate    |
| 3 s - m - e - ll smell | 4 s - n - i - p snip   |
| 5 s - p - oo - n spoon | 6 s - qu - i - d squid |
| 7 s - t - ar star      | 8 s - w - i - m swim   |

14 Read the sentences aloud. Then find *sc*, *sk*, *sm*, *sn*, *squ*, *st* and *sw*.

1 Look at the small star!



2 Snip some hair.



3 See the squid swim.



4 Wear a scarf to skate.



15 Read. Then listen and say *True or False*.

**CLIL**



wool



leather



cotton

Clothes are made from different materials like leather, wool, cotton or polyester.  
Wool is made from animal fur. There are lots of clothes made from wool like jumpers or gloves.  
Leather is made from animal skins. Lots of belts and bags are made from leather.  
Cotton is made from plants. Lots of T-shirts and dresses are made from cotton.  
Polyester is a man-made material because it is not made from animals or plants.



polyester

- 1 Wool is made from animal fur.
- 2 Leather is made from animal hair.
- 3 Cotton is made from trees.
- 4 Polyester is not made from animals or plants.

16 **Look and answer.**

- 1 What's the jumper made from?
- 2 What's the belt made from?
- 3 What's the T-shirt made from?
- 4 What's the blouse made from?

**THINK!**

What other materials are clothes made from?

**MINI-PROJECT**

Make a poster of your clothes and what they are made from.

# Wider World

## School uniforms

17 Listen and read.

I'm Lucia and I'm from Spain. I'm not wearing a uniform. I don't like uniforms. I'm wearing my favourite jeans and a pink shirt. My jeans are made from cotton. I love my pink bag! My favourite colour is pink!



1

I'm Scott and I'm from the United Kingdom. My school is in Oxford and we wear a uniform. I'm wearing blue trousers, a blue cotton shirt and a blue jacket. I'm wearing my black leather school shoes. The uniform is very plain.



2

## PORTFOLIO

Think and write.

I'm not wearing a uniform.

I'm wearing jeans.

18 **Ask and answer.**

- 1 What are you wearing?
- 2 Are you wearing a uniform?
- 3 Do you like uniforms?

# HAVE FUN!

19 Choose a picture. Ask and answer.



Are you wearing a woolly jumper?

Yes, I am.

No, I'm not. My turn.  
Are you wearing a baseball hat?

You're picture B.

Now tell another friend:

This is my favourite ...

These are my favourite ...

I love my ...



AB p.108

# PROGRESS CHECK

5

20 Listen and point. Then say.



AB p.57



# 6 Sports



1 Listen and point.

2 Listen and point. Then say.

3 Listen and chant.



I can't swim  
But I can jump!  
Jump, jump, jump!  
I can jump so high!

Hip can run  
But she can't swim!  
Run, run, run!  
She can run so fast!



## LOOK!

I/He/She	can/can't	run and jump.
	can	run but I/he/she can't jump.
Can you/he/she play tennis?	Yes,	I/he/she can.
	No,	I/he/she can't.

4 Listen and say *True or False*.

- Professor Bloom can't play basketball.
- Hip can't run very fast.
- Harry can't ride a bike.
- Harry can play football and play tennis.

5 Ask and answer.

Can you ride a bike and catch a ball?

I can catch a ball  
but I can't ride a bike.  
Can you play football?

Yes, I can.



Where are the shorts?  
We've got the pen, the ball, the rock,  
the glasses, the hamster wheel  
and the lamp.  
Come on, come on.  
Come on a quest!  
Let's find the shorts!

6 Listen and repeat.



7 Listen and point. Then sing and do the actions.

SONG

She was at the **football pitch** **basketball court**.  
 Can she play **basketball** **football**?  
 Can she? Can she? Can she?  
 Yes, she can. Oh yes, she can.

She was at the **badminton court** **running track**.  
 He was at the **gym** **beach**.  
 Can she **play badminton** **climb** **jump** the rope?  
 Can she? Can she? Can she? Can he? Can he? Can he?  
**run fast**?  
 Yes, he can.  
 Can she? Can she? Can she?  
 Yes, she can.  
 Oh yes, she can.  
 Oh yes, he can.

LOOK!

I/He/She	was of the gym.
	wasn't of the gym.

8 Listen and point. Then say.



She wasn't at the beach.  
 She was at the stadium.

9 Read and answer.


SKILLS

Dolphins have got a tail, a big nose and a mouth with big teeth but they haven't got legs. They can't walk or run but they can swim very fast. They can jump up into the air and into the water. They've got very strong fins. They can jump through hoops and catch a ball. They can jump across a rope and swim in the sea with fishing boats. They are very clever animals. Come and see them at AQUAWORLD!



- 1 Can dolphins run?
- 2 Can dolphins jump into the air?
- 3 Can dolphins catch a ball?
- 4 Can dolphins jump across a rope?

# STORY



## VALUES

Be active!  
Exercise every day.

## HOME-SCHOOL LINK

Choose one activity to help keep you fit and healthy. Tell your family about it.



# PHONICS

11 Listen and repeat.

- 1 **bl**    2 **fl**    3 **gl**    4 **pl**    5 **sl**

12 Listen, point and say.

13 Listen and blend the sounds.

- |                        |                        |
|------------------------|------------------------|
| 1 b - l - a - ck black | 2 f - l - a - g flag   |
| 3 f - l - oa - t float | 4 g - l - a - ss glass |
| 5 p - l - u - m plum   | 6 p - l - a - te plate |
| 7 s - l - i - p slip   | 8 s - l - ee - p sleep |

14 Read the sentences aloud. Then find *bl*, *fl*, *gl*, *pl* and *sl*.

- 1 I want a glass of pink milk.    2 Go to sleep.



- 3 There's plum jam on the spoon.    4 Look at the black flag.



## 15 Listen and do.

## Stay fit! Stay healthy!



Stretch your arms up.



Bend your knees.



Twist your body to the left.




Twist your body to the right.

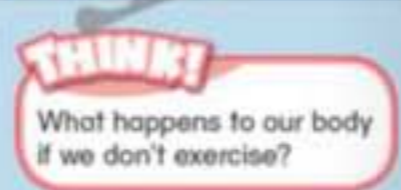


Turn around.

## 16 Read. Then play.



## Useful words / phrases

Walk. Run. Hop.  
Clap your hands.

## THINK!

What happens to our body if we don't exercise?

## MINI-PROJECT

Make a list:  
Things I do to keep fit.

## Wider World

## Sports in the world

## 17 Listen and read.



cricket

I'm Mike. I'm from the UK and I like cricket. Cricket is a very popular sport in the UK. A typical cricket match has two teams with eleven players in each team. It is played with a ball and a bat and it's similar to baseball. A cricket pitch is round. Cricket is my favourite sport!

My name's Emily. I live in the USA. Baseball is America's favourite sport. It's a bat and ball sport. A match is between two teams and each team has nine players. The baseball field is called a 'diamond'. Baseball games are fantastic!



bat

ball

baseball

## 18 Ask and answer.

- 1 Where's baseball popular?
- 2 How many teams are there in a cricket match?
- 3 How many players are there in a cricket team?
- 4 What's a baseball field called?

## PORTFOLIO

## Think and write.

Football is my favourite sport. There are two teams and each team has eleven players.

19 Choose A or B. Play and say.

# HAVE FUN!



She can ... and ...

He can ... but he can't ...

✓ = can  
✗ = can't

START

FINISH

Activity 19: A board game with 10 rows of cards. Each card shows two illustrations of a person performing an activity, with a green checkmark (✓) or a red cross (✗) indicating whether they can do it. The board starts at 'A' and ends at 'B'.

Girl playing tennis (✓)	Boy playing tennis (✓)
Boy playing tennis (✓)	Boy playing tennis (✗)
Girl playing tennis (✗)	Girl playing tennis (✓)
Boy playing tennis (✗)	Boy playing tennis (✓)
Boy playing tennis (✗)	Boy playing tennis (✓)
Girl playing tennis (✓)	Girl playing tennis (✗)
Boy playing tennis (✗)	Boy playing tennis (✓)
Girl playing tennis (✓)	Girl playing tennis (✗)
Boy playing tennis (✓)	Boy playing tennis (✗)
Girl playing tennis (✗)	Girl playing tennis (✗)



START



AB p.109

# PROGRESS CHECK

20 Listen and point. Then say.

Activity 20: A listening exercise with 8 numbered pairs of images (a and b) for identification.

- a: Girl playing tennis (✓)

b: Boy playing tennis (✓)
- a: Girl climbing a tree (✓)

b: Girl climbing a tree (✗)
- a: Girl playing tennis (✓)

b: Girl playing tennis (✗)
- a: Girl riding a bicycle (✓)

b: Girl riding a bicycle (✗)
- a: Boy playing tennis (✓)

b: Boy playing tennis (✗)
- a: Girl playing tennis (✓)

b: Girl playing tennis (✗)
- a: Boy playing tennis (✓)

b: Boy playing tennis (✗)
- a: Girl playing tennis (✓)

b: Girl playing tennis (✗)







# 7 Food

1 Listen and point.



2 Listen and point. Then say.





3 Listen and chant.

	He likes peas. He doesn't like plums. Oh no, no. He doesn't like plums.	
	She likes strawberries. She doesn't like beans. Oh no, no. She doesn't like beans.	

## LOOK!

Do you	like	peas?	Yes, I do. No, I don't.
Does he/she			Yes, he/she does. No, he/she doesn't.
don't = do not		doesn't = does not	

4 Listen and point.

-  Does he like cucumbers?  
 Yes, he does.  No, he doesn't.
-  Does she like strawberries?  
 Yes, she does.  No, she doesn't.
-  Does she like peas?  
 Yes, she does.  No, she doesn't.
-  Does he like carrots?  
 Yes, he does.  No, he doesn't.

5 Ask and answer.

Do you like strawberries?

Yes, I do.

Me too.



quest

Where's the bike?  
We've got the pen, the ball, the rock,  
the glasses, the hamster wheel,  
the lamp and the shorts.  
Come on, come on.  
Come on a quest!  
Let's find the bike!

6 Listen and repeat.



7 Listen and point. Then sing and do the actions.

SONG

Is there any (  /  )?  
 Yes, there is. Yes, there is.  
 Yum, yum, yum!

Is there any (  /  )?  
 No, there isn't. No, there isn't.  
 No, no, no!

Are there any (  /  )?  
 Yes, there are. Yes, there are.  
 Yum, yum, yum!

Are there any (  /  )?  
 No, there aren't. No, there aren't.  
 No, no, no!



LOOK!

Is there	some any a lot of	broccoli?	Yes, there is. No, there isn't.
Are there		pears?	Yes, there are. No, there aren't.

8 Listen. Then act out.



9 Read and answer.

SKILLS


Lisa Martin  
Astronaut



**Reporter:** Hello, Lisa. Do you have breakfast?  
**Lisa:** Yes, I do. Breakfast, lunch and dinner.  
**Reporter:** Do you like strawberries for breakfast?  
**Lisa:** Yes, I do. I like yoghurt too. Yum!  
**Reporter:** Do you like pears and avocados?  
**Lisa:** I like avocados but I don't like pears.  
**Reporter:** Do you like vegetables for dinner?  
**Lisa:** I like broccoli but I don't like spinach.  
**Reporter:** Thank you, Lisa.

- 1 Does she have breakfast?
- 2 Does she like pears?
- 3 Does she like yoghurt?
- 4 Does she like vegetables?

# STORY



## VALUES

Stay healthy. Eat more fruit and vegetables.

## HOME-SCHOOL LINK

Make a list of healthy foods. Show your family.



# PHONICS

11 Listen and repeat.

- |      |      |       |      |
|------|------|-------|------|
| 1 br | 2 cr | 3 dr  | 4 fr |
| 5 gr | 6 pr | 7 str | 8 tr |

12 Listen, point and say.

13 Listen and blend the sounds.

- |                             |                        |
|-----------------------------|------------------------|
| 1 b - r - ow - n brown      | 2 c - r - a - b crab   |
| 3 d - r - o - p drop        | 4 f - r - o - g frog   |
| 5 g - r - ee - n green      | 6 p - r - e - ss press |
| 7 s - t - r - i - ng string | 8 t - r - ai - n train |

14 Read the sentences aloud. Then find *br*, *cr*, *fr*, *gr*, *pr*, *str* and *tr*.

- Press to go up.
- Look at the green frog.



- The crab is brown.
- Pull the train with the string.





15 Listen and read. Then find the unhealthy food group.



**CLIL**

CEREALS

FRUIT AND VEGETABLES

PROTEIN

DAIRY

FATS AND SUGARS

Do you like healthy foods? Look at the food groups. Pasta, rice and bread are in the orange group. Cakes and sweets are in the red group. The red group is unhealthy. In the blue group there are cheese, milk and yoghurt. There are eggs, meat and fish in the purple group. In the green group there are fruit and vegetables. They are very healthy. Do you like fruit and vegetables?

**Fats and sugars**

cakes, sweets, chocolate

**Dairy**

milk, cheese, yoghurt

**Protein**

eggs, meat, fish, chicken

**Fruit and vegetables**

plums, strawberries, peaches, potatoes, beans, peas, tomatoes, carrots

**Cereals**

bread, pasta, rice

**THINK!**

Are tomatoes fruit or vegetables?

16 Say the word. Find the food group.

Potatoes. Green group!

**MINI-PROJECT**

Do a class food survey.

# Wider World

Food around the world

17 Listen and read.



My name's Kay. I'm from Jamaica. My favourite lunch is jerk chicken with rice and peas. It's a traditional dish and it's healthy. Yum! This is a meat patty. I love it. I also like fruit and vegetables but I don't like pumpkin soup. Yuck!



jerk chicken



meat patty



I'm Berta and I'm from Italy. My favourite dinner is pizza with cheese and tomatoes. I also like pasta and ice cream. Chocolate ice cream is delicious but I don't like strawberry ice cream.

**POP! FOLIO**

Think and write.

☺	☹
fish	cucumber
peaches	yoghurt


I like fish and peaches.

I don't like cucumber and yoghurt.


18 Ask and answer.

- Does Kay like pumpkin soup?
- Does Kay like fruit and vegetables?
- Does Berta like strawberry ice cream?
- Does Berta like pasta?


19 Play and say.



Does he/she like ...?




Is/Are there any ...?



Is/Are there a lot of ...?

**HAVE FUN!**



AB p.110

**PROGRESS CHECK**

7

20 Listen and point. Then say.

1 a	b	2 a	b
3 a	b	4 a	b
5 a	b	6 a	b
7 a	b	8 a	b



## 1 Listen and point.



## 2 Listen and point. Then say.

## 3 Listen and chant.

What are you doing?  
I'm drinking, I'm drinking.  
What are you doing?  
I'm cleaning, I'm cleaning.  
What are you doing?  
I'm sleeping, I'm sleeping.



dancing



doing homework



listening to music

## LOOK!

What are	you	doing?	I'm	sleeping.
	they		They're	
What's he/she			He's/She's	
What's = What is		I'm = I am		They're = They are
He's = He is		She's = she is		

## 4 Look and say True or False.

1		He's reading.
2		She's doing homework.
3		She's eating and drinking.
4		He's sleeping.

## 5 Act and ask. Look and answer.



Where's the water?  
We've got the pen, the ball, the rock,  
the glasses, the hamster wheel,  
the lamp, the shorts and the bike.  
Come on, come on.  
Come on a quest!  
Let's find the water!

6 Listen and repeat.



7 Listen and point. Then sing and do the actions.

SONG

Are you ?

No, I'm not.

Are you jumping? Yes, I am.

I'm jumping very high,  
I can touch the sky.

Are you sleeping?

No, I'm not.

Are you ? Yes, I am.

I'm running on the grass,  
very, very fast.

Are you sleeping?

No, I'm not.

Are you ? Yes, I am.

I'm walking in the park  
with my friend, Mark.

Are you sleeping?

No, I'm not.

Are you ? Yes, I am.

I'm swimming in a pool.  
It's very, very cool.



LOOK!

Are you singing?	Yes, I am. / No, I'm not.
Is he/she singing?	Yes, he/she is. / No, he/she isn't.
Is he/she singing quietly?	Yes, he/she is. / No, he/she isn't. He's/She's singing loudly.

8 Choose and play.



9 Read and answer.

SKILLS



Dear Granny and Grandad,  
We are at the beach. It's sunny and hot. I'm drinking juice and reading a book quietly. I like reading. Tim is sleeping now and Dad is playing the violin. He's playing very loudly! 😞 Mum is not here. She's walking slowly on the beach. I can see her now. She's waving hello! Mum loves walking. We are all having fun! Please come next time.

Tracy

- 1 What is Tracy doing?
- 2 Is Tim playing volleyball?
- 3 What is Dad doing?
- 4 Is Mum running on the beach?

# STORY



## VALUES

Learn new things!  
Develop your talents.

## HOME-SCHOOL LINK

Make a list of new skills you would like to learn. Show your family.



# PHONICS

11 Listen and repeat.

- |             |             |             |             |
|-------------|-------------|-------------|-------------|
| 1 <b>ff</b> | 2 <b>mp</b> | 3 <b>nd</b> | 4 <b>nt</b> |
| 5 <b>sk</b> | 6 <b>sp</b> | 7 <b>st</b> |             |

12 Listen, point and say.

13 Listen and blend the sounds.

- |                           |                      |
|---------------------------|----------------------|
| 1 l - e - f - t left      | 2 b - u - m - p bump |
| 3 h - a - n - d hand      | 4 w - i - n - d wind |
| 5 p - a - i - n - t paint | 6 a - s - k ask      |
| 7 w - i - s - p wisp      | 8 n - e - s - t nest |

14 Read the sentences aloud. Then find *ff*, *mp*, *nd*, *nt*, *sk* and *st*.

1 I've got a bump on my leg.



2 The bird is in the nest.



3 This is my left hand.



4 Ask the artist to paint a cat.



**CLIL**

15 Listen and read. Then say what you do to help at home.



16 Look, read and find the pictures.

- 1 Mum: Amy, please set the table.  
Amy: OK, Mum.
- 2 Mum: Wow, your bedroom is clean!  
Good job, Amy!  
Amy: Thanks, Mum!
- 3 Mum: Amy, please make your bed.  
Amy: Sorry, Mum. I'm busy with homework.
- 4 Mum: Amy, clean up your bedroom, please.  
Amy: I'm sorry, Mum.
- 5 Mum: Please, Amy. Wash the dishes.  
Amy: OK, Mum!



**MINI-PROJECT** Make a poster of class jobs.

**THINK!** What other things can you do to help at home?

# Wider World

## After-school activities

17 Listen and read.



Hi, I'm Hiroshi and I'm from Japan. After school I play table tennis, also called 'ping-pong'. I play twice a week. I also do origami. It's a Japanese form of paper craft. I make birds, flowers and butterflies. My favourite activity is origami.

My name's Yana and I live in Russia. I do indoor after-school activities because it's very cold in winter. I have ballet lessons three days a week and I play the piano every day. Ballet is good. I love music!



18 Ask and answer.

- 1 What does Hiroshi do after school?
- 2 What does Yana do after school?
- 3 What do you do after school?

## PORTFOLIO

Think and write.

Monday	Tuesday	Wednesday	Thursday	Friday
play piano	go swimming	play piano	clean my bedroom	go swimming

I play the piano and I go swimming twice a week. On Thursdays I clean my bedroom.

19 Choose. Play and say.

# HAVE FUN!



Are you playing the piano?

No, I'm not.

Are you playing the violin?

Yes, I am.

Are you picture f?

Yes, I am.



Now choose and act. Ask and answer.

quickly slowly quietly  
loudly terribly

Are you singing loudly?

Yes, I am.



AB p.111

# PROGRESS CHECK

8

20 Listen and point. Then say.



AB p.87

# Goodbye

1 Listen and point. Then say.






2 Listen and point. Then say.




 a pen	 b ball	 c rock	 d glasses	 e hamster wheel
 f lamp	 g shorts	 h bike	 i water	


3 Listen and point. Then sing and do the actions.

SONG

Look up, down, here, there.  
Look around everywhere.

We've got the , the , the , the ,

the , the , the , the ,

and the !

We've got them all. It was fun!  
Come on, come on, come on a quest today!  
Now Harry, Rose and the Professor are flying home to Earth.  
Say goodbye to Hip and Hop.  
Say goodbye one more time.  
Goodbye, Hip. Goodbye, Hop.  
See you again another day!

4 Ask and answer.



My favourite character is ...



My favourite story is ...



My favourite song is ...

- 1 Who's your favourite character?
- 2 What's your favourite chant?
- 3 What's your favourite song?
- 4 What's your favourite game?
- 5 What's your favourite story?



5 Look at the picture. Then say.



6 Look at the picture. Then say.



7 Find the odd one out.

towels, blankets, pots, pans, flip flops, broom, plates

baseball hat, belt, sweatshirt, computer, sandals, uniform, shorts

8 Ask and answer.

Minimize



run



climb a tree



play tennis



swim under the water



play volleyball



jump up and down

Can you run?

Yes, I can.

9 Talk about you and your family.

My mum likes carrots and cherries.  
She doesn't like cakes.

My dad is playing the piano.



# Halloween

1 Listen, find and say.



2 Listen and sing.


Trick or treat,  
Trick or treat,  
Give us something good to eat.  
Give us sweets,  
Give us cakes,  
Give us something good to take.  
If you don't,  
He, he, he,  
We'll put spiders in your tea!

Trick or treat,  
Trick or treat,  
Give us something good to eat.  
Give us biscuits,  
Give us cakes,  
Give us something good to take.  
If you don't,  
Ha, ha, ha,  
We'll put bats in your hat!

3 Look and answer.

- 1 How many pumpkins are there?
- 2 How many ghosts are there?
- 3 How many witches are there?
- 4 How many brooms are there?
- 5 How many bats are there?
- 6 How many hats are there?
- 7 How many spiders are there?

# Christmas Day



1 3.48

Listen, find and say.

2 3.49

Listen and sing.

Merry Christmas! Merry Christmas!  
 Pretty lights and cards.  
 There are sweets and chocolates  
 In the stockings  
 And presents under the tree!

I've got a pink bike  
 And a computer game!  
 Dad's got a book from me!

I've got a red car  
 And a new basketball!  
 Mum's got a DVD!

Merry Christmas! Merry Christmas!  
 Pretty lights and cards.  
 There are sweets and chocolates  
 In the stockings  
 And presents under the tree!

3 Look and answer.

- 1 Are there sweets and chocolates in the stockings?
- 2 Are there presents under the tree?
- 3 Has Anna got a book?
- 4 Has Mike got a red car?
- 5 Have Mum and Dad got presents?
- 6 Has Mum got a DVD?
- 7 Has Dad got a bike?

# Easter

1 Listen, find and say.



2 Listen and sing.

Here comes Easter Bunny,  
With Easter eggs and honey.  
Hop, hop, hop!  
It's Easter!

He's got an Easter basket  
With chocolates for me.  
He's got an Easter basket  
With lollipops for you.  
He's got an Easter basket  
With sweets and eggs too.

Here comes Easter Bunny ...

I've got an Easter bonnet  
With lollipops and flowers.  
I've got an Easter bonnet  
With feathers and chicks.  
I've got an Easter bonnet  
With lots of Easter tricks!

Here comes Easter Bunny ...

3 Look and answer.

- 1 Is Anna wearing an Easter bonnet?
- 2 What has Mike got on his Easter bonnet?
- 3 What has the Easter Bunny got in his basket?
- 4 What has Anna got in her basket?
- 5 How many Easter cards have they got?

# April Fools' Day

1 Read. Then listen and say.



April Fools' Day is  
the first day of April.  
On April Fools' Day,  
people play jokes on  
their friends.

2 Listen and sing.

It's the first day of April,  
April Fools' Day.  
It's the first day of April,  
Surprise your friends, hurray!

It's the first day of April,  
April Fools' Day.  
It's the first day of April,  
Fun and jokes, hurray!

It's the first day of April,  
April Fools' Day.  
It's the first day of April,  
Fool your friends, hurray!

It's the first day of April,  
April Fools' Day.  
It's the first day of April,  
I love this funny day!

3 Read the jokes and find the answer.

1 What do sea  
monsters have  
for lunch?

a Hip hop.


2 What's a rabbit's  
favourite music?


b B.

3 What do you call  
a bear without  
an ear?

c Fish and ships.

# Pancake Day

1  Look at the pictures in Activity 2. Listen and say.

2  Listen and point. Then chant and act out.



add

Add the eggs, milk and flour.  
Mix it all up, round and round.



mix



pour

Pour the mixture in the pan.  
Fry it all up, until it's brown.



fry



toss

Toss the pancake in the air.  
Try to catch it if you can!



pancake

catch

3 Look at Activity 2. Read and say *True or False*.

- 1 There are eggs in a pancake.
- 2 There's flour in a pancake.
- 3 You mix the pancake in a pan.
- 4 You fry a pancake on a plate.
- 5 You can toss a pancake in the air.


# Earth Day

1 Read.



Earth Day is the 22<sup>nd</sup> of April every year. It's a day to think about our planet and protect the environment.



2  Listen and point.



Plant a tree.



Switch the lights off.



Recycle.



Ride your bike.

3 Ask and answer.

Do you switch the lights off?

Yes, I do.

# Extensive reading

## Unit 1

1 Look at the pictures and say *True or False*.

- 1 There are stars in the sky.
- 2 There are blue stars.
- 3 There are red stars.
- 4 There are trees.
- 5 There isn't a rainbow.



2 Look and read.

www.stars.islands

### Explore the stars

We live on the Earth. There are beautiful things on Earth. There are flowers, ponds, trees, birds, insects, spiders, butterflies, ants and other animals. Look, today there's a rainbow! Far from Earth are the moon,

the sun and the stars. They are always in the sky. We see stars at night but they are also in the sky during the day. The sun is a star. Stars have different colours. Hot stars are blue or purple. Cool stars are red.

3 Read and answer.

- 1 Is the moon on Earth?
- 2 Are stars different colours?
- 3 Is the sun a star?
- 4 Are hot stars purple?
- 5 Are cool stars blue?

4 Talk about books you have got about stars.

5 Read, say and guess.

I'm very hot!  
I'm orange and red!  
I'm a star!  
What am I?

## Unit 2

1 Look at the pictures in Activity 2 and say *True or False*.

- 1 The twins are thin.
- 2 The boy has got blue eyes.
- 3 They've got dark skin.
- 4 The girl has got long hair.
- 5 They're tall.

2 Look and read.



### The Taylor Twins

We are the Taylor twins!

You are a boy,

I am a girl.

Your hair is short,

My hair is too.

We are tall with dark skin.

We are the Taylor twins!

We are the Taylor twins!

Your ears are small,

My ears are too.

Your eyes are green,

My eyes are blue.

We are thin with dark skin.

We are the Taylor twins!



3 Read and answer.

- 1 Has the girl got green eyes?
- 2 Are they short?
- 3 Has the boy got small ears?
- 4 Are they thin?
- 5 Has the boy got long hair?

4 Read, learn and say the poem.

5 Describe twins you know.

## Unit 3

1 Look at the pictures in Activity 2. Then say *True* or *False*.

- 1 There are three birds.
- 2 The emu has got two long legs.
- 3 The kangaroo has got a small body.
- 4 The three animals have each got two legs.
- 5 The parrot has got feathers.

2 Look and read.

### Australian animals

1 The kangaroo has got a pouch and a big body. It's got two long legs and two short arms. It's got a small head and a short neck. It's got big ears and small eyes.



parrot



kangaroo



emu

- 2 The parrot has got feathers and a small body. It's got two short legs and a tail. It's got a small head and a short neck. It's got big claws and small eyes.
- 3 The emu has got long feathers and a big body. It's got two long legs and a small head. It's got a long neck and big eyes. It's got a big beak.

3 Read again. Correct the wrong information.

- 1 The kangaroo hasn't got a pouch.
- 2 The kangaroo has got short legs.
- 3 The parrot hasn't got feathers.
- 4 The parrot has got a big body.
- 5 The emu has got arms.
- 6 The emu has got four long legs.

4 Describe an animal to your partner.

### DID YOU KNOW?

Did you know koalas have fingerprints!



5 Find these words in the text. Explain their meaning.

- 1 pouch
- 2 neck

## Unit 4

1 Look at the picture in Activity 2. Then say *True* or *False*.

- 1 The bed is for children.
- 2 It's got a witch with a broom.
- 3 It's purple.
- 4 The bed is small.
- 5 It's hard.

2 Look and read.

**BED FOR KIDS**

**It's cool!**

**Super beds!**

**New bed for kids!**

**It's fun!**

**It's fantastic!**

I've got a great new bed! It's cool! Where's the bed? In my bedroom. It's fantastic! It's purple and it's got a witch with a broom on it. Where's the witch? She's in the sky. The bed is big and soft and it's fun! Do you like it?

3 Read and answer.

- 1 Where's the bed?
- 2 Is it cool?
- 3 What colour is it?
- 4 Does the boy like it?
- 5 Is it soft?

4 Describe the bed to your partner.

5 Find these words in the text. Explain their meaning.

- 1 great
- 2 fantastic

## Unit 5

1 Look at the pictures in Activity 2. Then say *True* or *False*.

- 1 It's the school carnival.
- 2 The girl is dressed as a witch.
- 3 She's wearing trousers
- 4 The boy is dressed as a clown.
- 5 He's wearing black shoes.

2 Look and read.



**SCHOOL CARNIVAL**

I'm Ann. I'm wearing a princess dress, princess shoes and white socks. The dress is very nice. I'm wearing a white jumper under the dress. This is my favourite dress.

I'm Ted. I'm a clown. My hair is orange and I'm wearing a blue hat with a flower. I'm wearing a big white T-shirt, big red trousers, pink socks and black shoes. These are my favourite socks and shoes.

3 Read again. Correct the wrong information.

- 1 Ann is wearing a blue princess dress, a white skirt and black shoes.
- 2 Ted is wearing a red hat with a flower, a small T-shirt, green trousers, orange shoes and black socks.

4 Tell your partner about the school carnival.

5 Find these words in the text. Explain their meaning.

- 1 under
- 2 nice

## Unit 6

1 Look at the picture in Activity 2. Then say *True* or *False*.

- 1 This is an advert for a toy.
- 2 It's a tennis racquet.
- 3 It's spotty.
- 4 It's purple.
- 5 It's small.

2 Look and read.



**FINGER SKATEBOARD**

This is a new toy! It's small! It's cool! It's fun!  
In blue, red, green, orange or yellow.

3 Read and answer.

- 1 What toy is it?
- 2 Is it cool?
- 3 Is it big or small?
- 4 What's colours are there?
- 5 Is it new or old?

4 Describe one of your toys to your partner.

5 Find these words in the text. Explain their meaning.

- 1 skateboard
- 2 cool



## Unit 7

1 Look at the picture in Activity 2 and say *True* or *False*.

- |                           |                                  |
|---------------------------|----------------------------------|
| 1 The boy is at a shop.   | 2 He wants fruit and vegetables. |
| 3 He wants pizza.         | 4 He's sad.                      |
| 5 He doesn't want a cake. |                                  |

2 Look and read.



3 Read and answer.

- |                               |  |
|-------------------------------|--|
| 1 Where is the boy?           | 2 Does he want cherries and ice cream? |
| 3 When is his birthday party? | 5 What time is the party?              |
| 4 Does he want a cake?        |  |

4 Choose the best title.

- 1 My birthday party    2 Fun food    3 The gingerbread men

5 Find these words in the text. Explain their meaning.

- 1 candles    2 supermarket

## Unit 8

1 Look at the picture and say *True* or *False*.

- The family is on holiday.
- The weather is bad.
- They're at a pool.
- Mum is dancing.
- The boy is eating a sandwich.



2 Read and answer.



- What is Susan doing?
- What is Tom doing?
- What is Mum doing?
- What is Dad doing?

3 Now read the postcard and look at the picture. What's different?

4 Find these words in the text. Explain their meaning.

- 1 cola    2 party

5 Describe your summer holiday to your partner.

# Grammar reference

## Welcome & Unit 1

### Expressing likes

**Favourite** is used to express likes.

What's your **favourite** day? My **favourite** day is Monday.

### How many ...?

**How many ...?** is used to ask about the number of things or people.

How many animals are there? **There's** one purple animal. **There are** two blue animals.

### Ordinals

**Ordinal numbers** are used to talk about dates.

I was born on the **20<sup>th</sup>** of January.  
I was born in June, on the **first** day of the week.

### Where ...?

**Where ...?** is used to ask about the **position** of someone or something.

**Where** are they? / **Where** is he?  
At the playground.

### There is/There are

**There is** and **there are** are used to talk about things you can see or things that exist. We use **there is** with a **singular noun** and **there are** with a **plural noun** to express quantity.

+	-	?
There's one flower. There are some flowers.	There isn't a bird. There aren't any birds.	Is there a rainbow? Yes, there is. / No, there isn't. Are there any rainbows? Yes, there are. / No, there aren't.

## Unit 2

### Have got

We use **have got** to describe and ask about people.

+	-	?
I've got long red hair. He's/She's got big brown eyes. We've got big teeth.	I haven't got blue eyes. He/She hasn't got thick eyebrows. We haven't got small glasses.	Have you got long hair? Yes, I/We have. No, I/We haven't. Has he/she got a small nose? Yes, he/she has. No, he/she hasn't.

### Adjective order

We write **adjectives** in **order** in sentences.

He's got **small black** eyebrows. Have you got **big brown** eyes?

## Unit 3

### Have got

We also use **have got** to **describe** animals.

What **does** it look like?  
**It's got** feathers. / **It hasn't got** paws.

What **do** they look like?  
**They've got** tails. / **They haven't got** feathers.

### Have got

We also use **have got** to say that we **own** something.

**Have you got** a tortoise? Yes, I **have**. / No, I **haven't**.  
**Has it got** a cage? Yes, it **has**. / No, it **hasn't**.

## Unit 4

### There is/There are

We use **there is** with a **singular noun** and **there are** with a **plural noun**. We can use them to talk about things that exist and where they are.

**There's** a plant in the living room.  
**There are** two plants in the living room.

### Is .../Are ...?

We use **Is** and **Are** to ask questions about the **position** of things.

**Is** the broom in the wardrobe? Yes, it **is**. / No, it **isn't**.  
**Are** the pots in the sink? Yes, they **are**. / No they **aren't**.

### Prepositions of place

**Prepositions of place** tell you where something is.

It's **on** the table.  
**Is** the sink **in** the kitchen? No it **isn't**. It's **in** the bathroom.  
They're **next to** the sofa.  
**Are** the books **below** the chair? No, they aren't. They're **below** the bed.  
Where's the bin? It's **in front of** the cooker.

## Unit 5

### Present continuous + clothes

We use the **present continuous + clothes** to talk about the clothes we are wearing now.

What **are** you **wearing**? I'm **wearing** a skirt.

What's he/she **wearing**? He's/She's **wearing** a shirt.

Are you **wearing** shoes? Yes, I **am**. / No, I'm **not**.

Is he/she **wearing** a tracksuit? Yes, he/she **is**. / No, he/she **isn't**.

### Expressing likes

**Favourite** and the verbs **like** and **love** can be used to express likes.

This is my **favourite** sweatshirt.

Do you **like** my hat?

I **love** my boots.

### This is/These are

**This is** and **these are** are used to talk about people or things that are near you. We use **this is** with a singular noun and **these are** with a plural noun.

**This is** my favourite shirt. **These are** my favourite socks.

### What (a) + adjective + noun

We can use **What** and an adjective to describe a noun.

What a **great** hat!

What **beautiful** trainers!

## Unit 6

### Can/Can't

**Can** is used to say that you know how to do something. **Can't** is used to say that you don't know how to do something.

I/He/She **can** run. I/He/She **can't** jump.

**Can** you/he/she play tennis?

Yes, I/he/she **can**. / No, I/he/she **can't**.

### Was/Wasn't

The words **was** and **wasn't** are used to talk about the past.

I/He/She **was** at the gym.

I/He/She **wasn't** at the basketball court.

## Unit 7

### Like + object

The verbs **like** and **love** can be followed by a noun. We can use **Do** and **Does** to ask questions with **like** and **love**.

Do you **like** peas? Yes, I **do**. / No, I **don't**.

**Does** he/she **like** peas?

Yes, he/she **does**. / No, he/she **doesn't**.

### Is there/Are there any/some/a lot of/lots of ...?

We use **Is there** and **Are there** + words like **any**, **some**, **a lot of** and **lots of** to ask questions about the availability and quantity of things.

**Is there any** broccoli? Yes, there **is**. / No, there **isn't**.

**Are there lots of** pears? Yes, there **are**. / No, there **aren't**.

## Unit 8

### Present continuous

We use the **present continuous** to talk about what we are doing now, at the moment.

What **are** you **doing**? I'm **sleeping**.

What's he/she **doing**? He's/She's **listening** to music.

What **are** they **doing**? They're **doing** homework.

**Are** you **playing** the piano? Yes, I **am**. / No, I'm **not**.

Is he/she **singing** loudly? Yes, he/she **is**. / No, he/she **isn't**.

# Speaking reference

## Welcome

Hi! I'm Harry. I'm nine. How old are you?

Hello! My name's Rose. What's your name?

What's your favourite day?

My favourite day is Sunday.

When were you born?

I was born in July. I was born on the 20<sup>th</sup> of July.



## Unit 1

How many rocks are there?

There's one brown rock.

Are there any rocks?

Yes, there are.

There are some trees.

Are there any children?

Yes, there are. Where are they?

At the park.

Do you play in the playground?

No, I don't. I play at the beach.

Do you play board games?

Yes, I do.



## Unit 2

He's got red hair.

He hasn't got glasses.

Has he got broad shoulders?

Yes, he has.

Has your mum got blond hair?

Yes, she has.

Has your dad got a moustache?

No, he hasn't.

Have you got brown hair?

Yes, I have.

Is it long?

No, it's short.



## Unit 3

What does it look like?

It's green. It's got four legs and big eyes.

It's a frog!

Do you like cats?

Yes, I do.

Do you like spiders?

No, I don't.

My pet has got wings. It's fast.

Has it got a beak?

Has your pet got legs?

Yes, it has.

Yes, it has.

Have you got a bird?

Has it got a cage?

Yes, it has.

Yes, I have!

Is it blue?

Yes, it is.

Is it in the bedroom?

Yes, it is.



## Unit 4

Where's the computer?

It's in the living room.

Is the bin next to the cooker?

No, it isn't. It's in front of the cooker.

Is the sink next to the toilet?

Yes, it is.

How many circles are there?

There are nine circles.



## Unit 5

What are you wearing?

I'm wearing jeans and a shirt.

This is my favourite scarf.

These are my favourite shoes.

What's he wearing?

He's wearing a tracksuit.

Are you wearing a woolly jumper?

No, I'm not.

Is he wearing flip flops?

No, he isn't. He's wearing trainers.

Are you wearing a baseball hat?

Yes, I am.

## Unit 6

Can you ride a bike and catch a ball?

I can catch a ball but I can't ride a bike.

Can you play football?

Yes, I can.

I wasn't at the gym. I was at the basketball court.

She wasn't at the beach. She was at the stadium.

Where's baseball popular?

Baseball is America's favourite sport.

## Unit 7

Do you like strawberries?

Yes, I do.

Me too.

Do you like peas?

No, I don't.

Does he like fruit and vegetables?

Yes, he does.

Does she like ice cream?

No, she doesn't.

Can I help you?

Is there any lettuce?

Yes, there is. Here you are.

Thank you. Are there lots of strawberries?

No, there aren't. Sorry.

## Unit 8

What are you doing?

I'm reading.

Is he playing the piano?

Yes, he is.

Please set the table.

OK.

Clean up your bedroom, please.

I'm sorry.

What do you do after school?

I play the piano every day.

Are you playing the piano?

Yes, I am.

Is he reading quietly?

No, he isn't.