



STUDENT BOOK


2

# American GET READY!

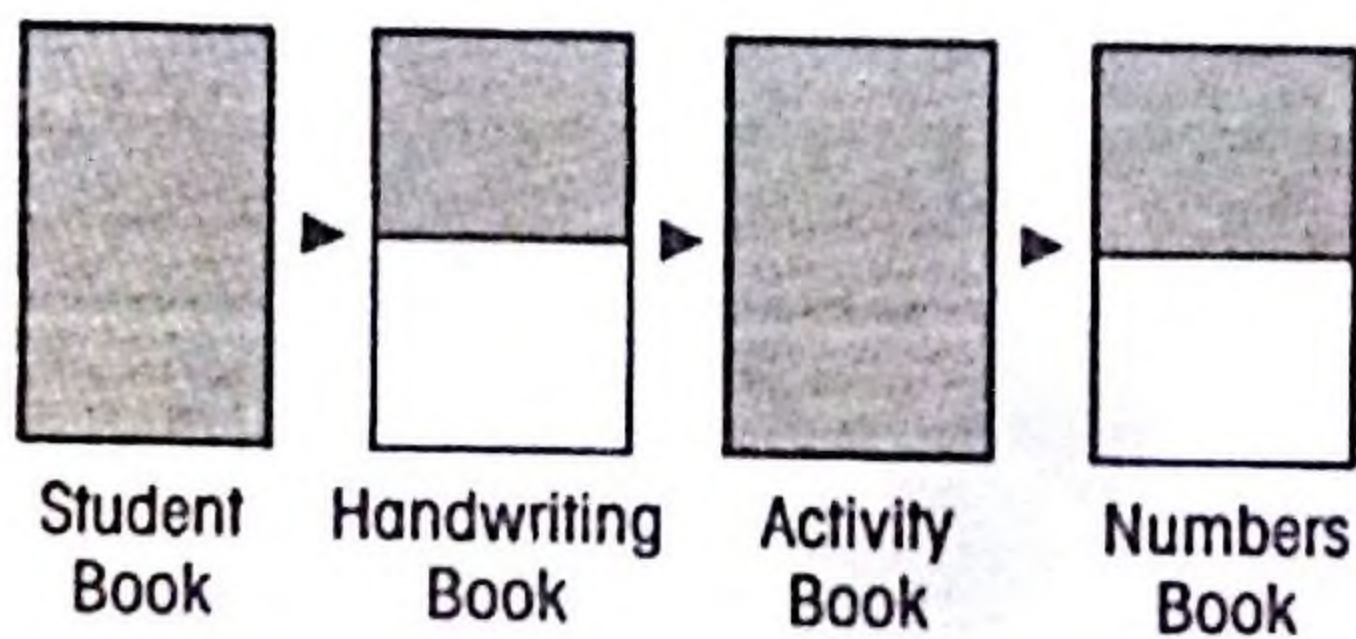


Felicity Hopkins

# Notes for the teacher

*American Get Ready!* aims to give students a feel for English and to establish a sound basis for later learning. Student Book 2 can be used alone or in conjunction with the Activity Book, Handwriting Book, and Numbers Book. A cassette has recordings of all the dialogues and songs in the Student Book. A cassette symbol (  ) appears in the Student Book where an item has been recorded.

*American Get Ready!* is divided into 60 steps. A step consists of one page in the Student Book, one page in the Activity Book, and half a page in each of the Handwriting and Numbers Books. The sequence for a complete step is as follows:



## Oral work

Most of the work based on Student Book 2 is oral. Only the words or letters printed in a color are for the student to read. The words in black are there to guide the teacher.

The pictures are designed to help the student, and the teacher should encourage the students to point to the pictures when saying rhymes or singing songs. Not all of the expressions shown in the Language Summary appear in the text of the Student Book, but the teacher should use them orally. The Picture Practice pages are designed to practice vocabulary and the expressions in the Language Summary. The Teacher's Book provides detailed notes on when to introduce them.

## Reading

In *American Get Ready! 2*, students will consolidate their recognition of the small letters and extend their knowledge of whole words. They are also introduced to the capital alphabet and will read a few simple sentences. These first reading skills are developed in both the Student Book and the Activity Book.

## The approach

The teacher should use choral and individual repetition, and question and answer routines. Whenever possible, the students should take the role of the teacher and ask the questions. Games, such as the one in Step 10 are particularly suited for this.

The songs are a very important element of *American Get Ready!* and teachers should regularly use songs from earlier in the course. While singing, students should point to the pictures or perform the suggested actions. These reinforce meaning as well as make learning more enjoyable. Don't expect students to understand every word in the songs.

## Accuracy

Don't be too concerned about accuracy. *American Get Ready!* progresses slowly and students will gradually become aware of small differences and more able to imitate the teacher's model. Never try to explain language rules to very young learners.

## First language

Most of the lesson should be in English, but do use the students' own language when it would be helpful. You might use it, for example, when explaining a game or the meaning of a song.

## Language summary

|                        | Functional areas             | Expressions  | Vocabulary   |
|------------------------|------------------------------|--|--|
| <b>Steps<br/>1-15</b>  | Review of Book 1<br>Location | Review of Book 1<br><i>What is your name?</i><br><i>Where is . . . ?</i> | Review of Book 1<br>Capital letters<br><i>on/under</i><br>Numbers 11, 12                         |
| <b>Steps<br/>16-30</b> | Location<br>Ability          | <i>I can . . .</i>   | <i>in</i><br>Furniture<br>Parts of the face<br>Verbs of movement:<br><i>run, jump, hop, etc.</i> |
| <b>Steps<br/>31-45</b> | Ability                      | <i>Co-Co can . . .</i>   | Numbers 13-20<br>Farm animals<br>Family  |
| <b>Steps<br/>46-60</b> | Preference<br>Review         | <i>Jack likes . . .</i><br><i>I like . . .</i><br>Review                 | Clothes<br>Food<br>Review  |

Oxford University Press

198 Madison Avenue  
New York, NY 10016 USA

Great Clarendon Street  
Oxford OX2 6DP England

Oxford New York  
Athens Auckland Bangkok Bogota Bombay  
Buenos Aires Calcutta Cape Town Dar es Salaam  
Delhi Florence Hong Kong Istanbul Karachi  
Kuala Lumpur Madras Madnd Melbourne  
Mexico City Nairobi Paris Singapore  
Taipei Tokyo Toronto Warsaw

and associated companies in  
Berlin Ibadan

OXFORD is a trademark of Oxford University Press.

ISBN 0-19-434437-1

Copyright © 1990 Oxford University Press.

### No unauthorized photocopying.

All rights reserved. No part of this publication may be reproduced, stored in a retrieval system, or transmitted, in any form or by any means, electronic, mechanical, photocopying, recording, or otherwise, without the prior written permission of Oxford University Press.

This book is sold subject to the condition that it shall not, by way of trade or otherwise, be lent, resold, hired out, or otherwise circulated without the publisher's prior consent in any form of binding or cover other than that in which it is published and without a similar condition including this condition being imposed on the subsequent purchaser.

Illustrated by Ray and Corinne Burrows.


Cover design by April Okano.

Printing (last digit): 10 9 8

Printed in Hong Kong.

# STEP 1

Look and say 



What is your name?  
*I am Jack.*  
How old are you?  
*I am five.*



What is your name?  
*My name is Ann.*  
How old are you?  
*I am three.*

Song 

What is your name?

How old are you?  
What is your name?  
*I am six. I am Sue.*  
What is your name?  
What is your name?  
*My name is Sue.*




# STEP 2

## Game

What is number 6?



1 van



2 table




3 bike




4 balloon



5 desk



6 house



7 bed



8 shoe



9 dog




10 chair


# STEP 3

Story 

Bingo and the ball



This is Bingo.  
Bingo has a little ball.



This is Ann.  
Ann is sad. Listen.  
*Bingo has my ball.*



Look. Ann has the ball.  
Ann is happy.



*Bingo is my friend.*

# STEP 4

## Letters


a A b B

### Song

The name song

Ann is a name.  
It has a big letter,  
A big letter,  
A big letter.  
Ann is a name.  
It has a big letter,  
A big, big, big, big "A."

Ann



Bingo

Bingo is a name.  
It has a big letter,  
A big letter,  
A big letter.  
Bingo is a name.  
It has a big letter,  
A big, big, big, big "B."

# STEP 5

## Letters

c C

d D

e E

f F


g G

h H

i I


j J

Look and say



# STEP 6

## Picture practice



# STEP 7

Read

a kite

a doll

a car

an elephant

a bear


a ball

a plane

a train




# STEP 8

Song 

Read it, write it

d-o-l-l  
What is this word?  
d-o-l-l  
It is *doll*.  
Read it, write it.  
What is this word?  
Read it, write it.  
It is *doll*.  
d . . o . . l . . l . . *doll!*



doll

bear



b-e-a-r  
What is this word?  
b-e-a-r  
It is *bear*.  
Read it, write it.  
What is this word?  
Read it, write it.  
It is *bear*.  
b . . e . . a . . r . . *bear!*

# STEP 9

Letters

k K

i l

m M

n N


o O

p P

q Q

r R

Look and say



# STEP 10

## Game

What color is HA7?



## Numbers

1 2 3 4 5

6 7 8 9 10

||| 2

# STEP 11

Look and say

Where is Bingo?

Where is Ann?

1




on

2




3



under

4



# STEP 12

Song 

Put your hand on your head

Put your hand on your head,  
One, two, three.  
Put your hand on your head,  
A-B-C.  
Put your hand on your head,  
One, two, three, A-B-C.  
Put your hand on your head,  
Sing with me.



1 2 3  
A B C

Put your finger on your arm,  
One, two, three.  
Put your finger on your arm,  
A-B-C.  
Put your finger on your arm,  
One, two, three, A-B-C.  
Put your finger on your arm,  
Sing with me.



1 2 3  
A B C

Put your pencil on your shoulder,  
One, two, three.  
Put your pencil on your shoulder,  
A-B-C.  
Put your pencil on your shoulder,  
One, two, three, A-B-C.  
Put your pencil on your shoulder,  
Sing with me.



1 2 3  
A B C

# STEP 13

## Letters

s S

t T

u U

v V


w W

x X

y Y

z Z

Look and say



# STEP 14

## Song

### The mouse is on the cat

The mouse is on the cat.

(x 2)

E-I, E-I,

The mouse is on the cat.

*(Where is the cat?)*

The cat is on the dog.

(x 2)

E-I, E-I,

The cat is on the dog.

*(Where is the dog?)*

The dog is on the bear.

(x 2)

E-I, E-I,

The dog is on the bear.

*(Where is the bear?)*

The bear is on the box.

(x 2)

E-I, E-I,

The bear is on the box.

*(Where is the mouse?)*

The mouse is on the cat.

The cat is on the dog.

The dog is on the bear.

The bear is on the box.

E-I, E-I,

The box is on the floor.




# STEP 15

## Game

My robot is green.

*Is it 6HF?*



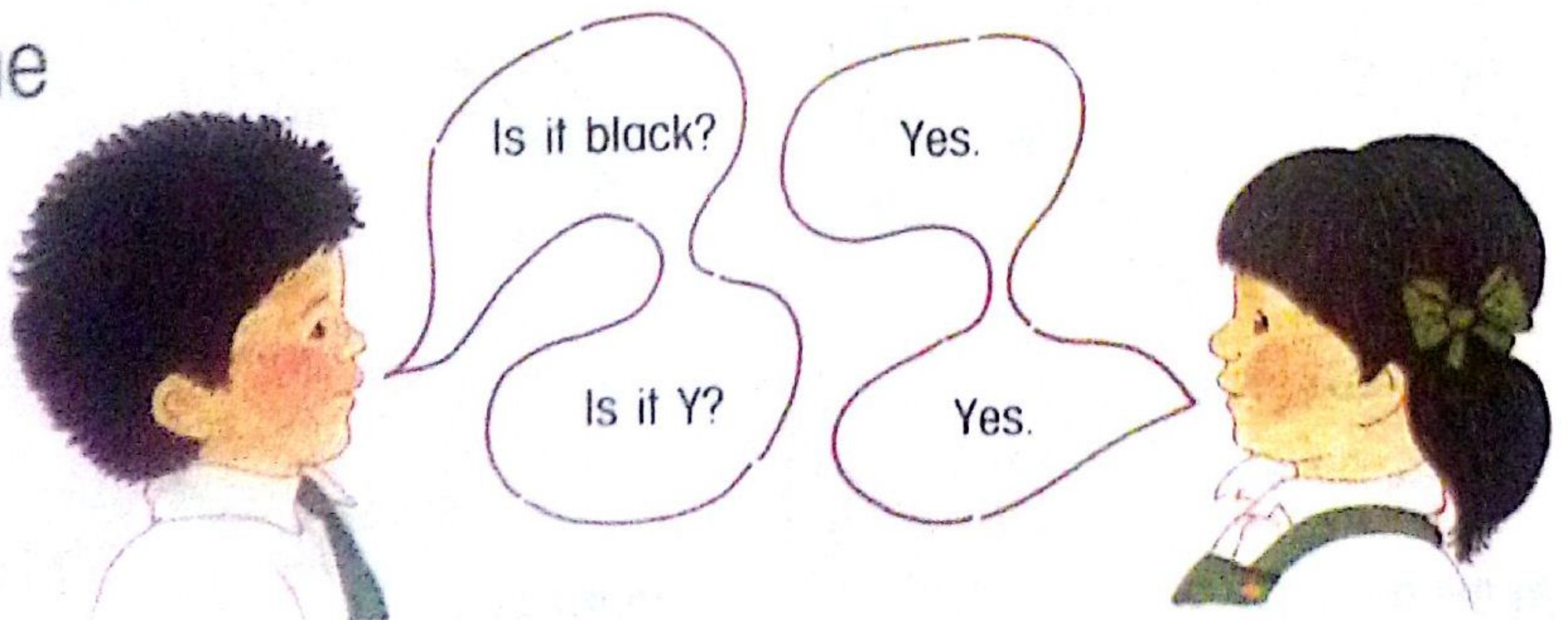
# STEP 16

Song 

Big alphabet song

A B C D E F G  
H I J K L M N  
O P Q R S T U  
V W X Y Z

Game



# STEP 17

Look and say

Where is the green doll?

Where is the yellow bear?

in

1



In the box.

2



In the cabinet.

3



In the drawer.

4



In the bag.

# STEP 18

## Rhyme

In my room, I have a drawer.  
Look, look, look in my drawer.




In my drawer, I have a box.  
Look, look, look in my box.



In my box, I have a key.

Put the key in the lock,  
Open the cabinet door.



Is it a cat? Is it a lion?  
Sitting on the floor?




# STEP 19

Story 

Bingo and the mouse

1




A mouse is on the table.

2




Bingo is on the floor.

3



Look at Bingo. Look at the mouse. Look at the glass.

4



The glass is on the floor.

5




Bingo is sad.  
Bingo is under a chair.

# STEP 20

Song 

Where is little Bingo?

Where is little Bingo?  
Where is the mouse?  
Under a table in my house.  
Look at little Bingo,  
Chasing the mouse,  
Under a table in my house.



Where is little Bingo?  
Where is the mouse?  
Under a cabinet in my house.  
Look at little Bingo,  
Chasing the mouse,  
Under a cabinet in my house.




# STEP 21

## Game

Is it a red ball?

Is it on the cabinet?


Is it number 12?



# STEP 22

Read


a box



a cabinet



a table



a bag



a chair



# STEP 23

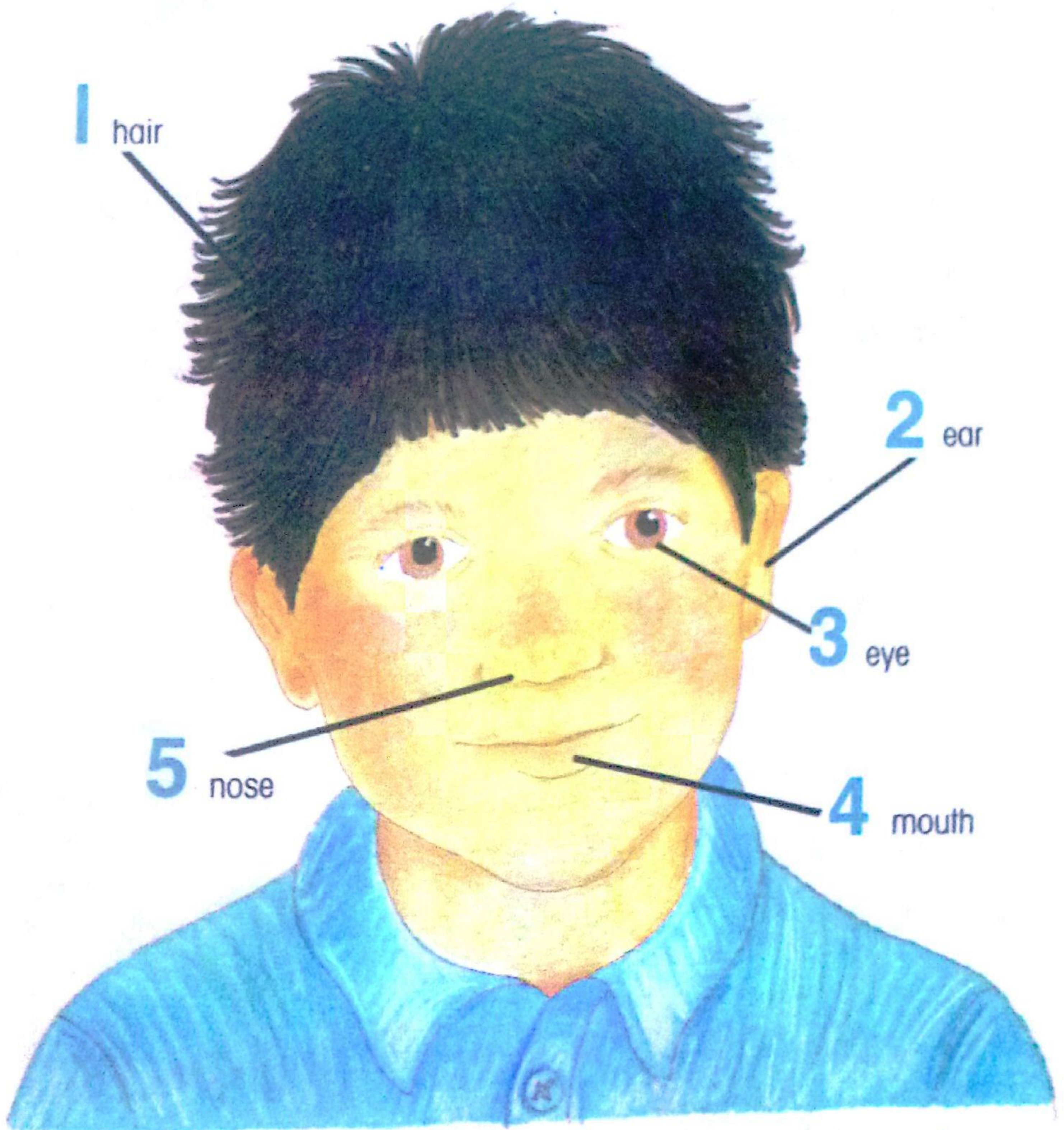
## Picture practice

Where is . . . ?



# STEP 24

Look and say



each

# STEP 25

## Game

My clown has blue hair and  
a white mouth.

*Is it Do-Do?*



Zo-Zo



Co-Co




Do-Do



Jo-Jo

# STEP 26

Song 

Funny face

Paint your hair and paint your nose.  
Show me. Show me.  
Paint your hair and paint your nose.  
Show me a funny face.



Funny hair,  
Funny nose.  
I have a funny face.



Paint your eyes and paint your mouth.  
Show me. Show me.  
Paint your eyes and paint your mouth.  
Show me a funny face.



Funny eyes,  
Funny mouth.  
I have a funny face.



# STEP 27

Look and say 



I can sing.



I can clap.



I can run.



I can hop.



I can dance.




I can jump.

# STEP 28

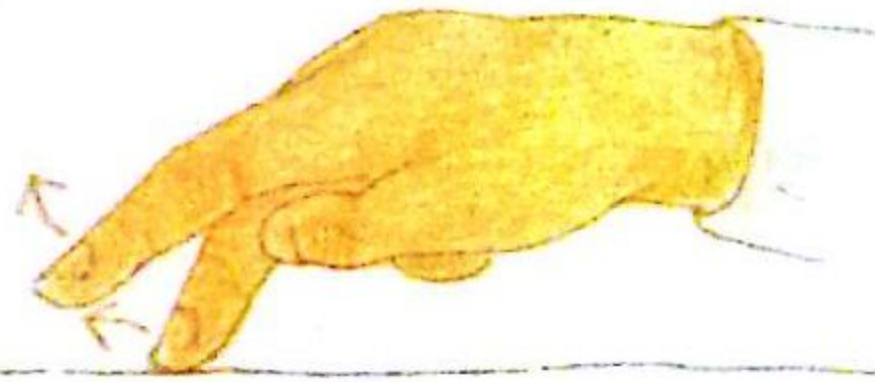
## Song

### My new shoes

Hop, hop, I can hop.  
I can hop in my new shoes.  
Red, black, orange, and blue.  
Look at me in my new shoes.




Run, run, I can run.  
I can run in my new shoes.  
Red, black, orange, and blue.  
Look at me in my new shoes.



Jump, jump, I can jump.  
I can jump in my new shoes.  
Red, black, orange, and blue.  
Look at me in my new shoes.



Dance, dance, I can dance.  
I can dance in my new shoes.  
Red, black, orange, and blue.  
Look at me in my new shoes.



# STEP 29

Read

**I can run.**



**I can jump.**

**I can sing.**




**I can clap.**

# STEP 30

## Picture practice

I can see . . .



# STEP 31

Story 

Co-Co's friends

1



Co-Co is a clown.  
Co-Co is sad.

2



Here is Zo-Zo.  
Zo-Zo can play the guitar.

3




Listen to Do-Do.  
Do-Do can play the drum.

4



Look at Jo-Jo.  
Jo-Jo can clap.

5



Now Co-Co is happy.

# STEP 32

Song 

Red guitar

I can play my red guitar.  
I can play my red guitar.  
I can play my red guitar.  
Dance, Co-Co, dance!



I can play my little drum.  
I can play my little drum.  
I can play my little drum.  
Dance, Co-Co, dance!



I can clap and I can sing.  
I can clap and I can sing.  
I can clap and I can sing.  
Dance, Co-Co, dance!



# STEP 33

## Game

How many guitars?

How many green drums?



# STEP 34


## Numbers

1 2 3 4 5 6


---

7 8 9 10 11 12


13




14



15



16




# STEP 35

Look and say



sheep



horse



hen




cow




goat

# STEP 36


Song 

My farm



In my bedroom, in my house,  
On the floor, I have a farm.  
On my farm I have a cow.  
Listen to my cow.  
*A-moo-moo-moo* goes my cow.  
Listen to my little farm.  
Listen to my farm.

2




In my bedroom, in my house,  
On the floor, I have a farm.  
On my farm I have a sheep.  
Listen to my sheep.  
*A-baa-baa-baa* goes my sheep.  
*A-moo-moo-moo* goes my cow.  
Listen to my little farm.  
Listen to my farm.

3


4

5



# STEP 37


Picture practice



# STEP 38

Read

**I have a cow.**



**I have a sheep.**

**I have a hen.**



**I have a goat.**

# STEP 39

Story 

Ann's family

1



I am Ann.  
This is my  
family.

2



My mother  
*Hello.*

3



My father  
*Hello.*

4



My brother  
*Hello, I am  
Jack.*

5



This is my big  
sister  
*Hello, my name  
is Sue.*

6




This is Jenny  
Jenny is my baby sister

# STEP 40


Look and say

I am a robot.


This is my family ...




My brother has a blue mouth.



My sister has ...



My father has



My mother has

# STEP 41

---

Read


my father



my mother



my brother



my sister



# STEP 42

## Song

### This is my family

This is my family.  
*Squeak-squeaky, squeak-squeaky.*  
I am a white mouse, I live in a hole.

Father and mother,  
Sister and brother.  
*Squeak-squeaky, squeak-squeaky,*  
We live in a hole.



This is my family.  
*Cheep-cheepy, cheep-cheepy.*  
I am a blackbird, I live in a nest.

Father and mother,  
Sister and brother.  
*Cheep-cheepy, cheep-cheepy,*  
We live in a nest.



This is my family.  
*Meow-meowy, meow-meowy.*  
I am a brown cat, I live on a farm.

Father and mother,  
Sister and brother.  
*Meow-meowy, meow-meowy,*  
We live on a farm.



# STEP 43

Numbers

1 2 3 4 5 6 7 8 9 10

---

11 12 13 14 15 16

17

18

19

20



# STEP 44


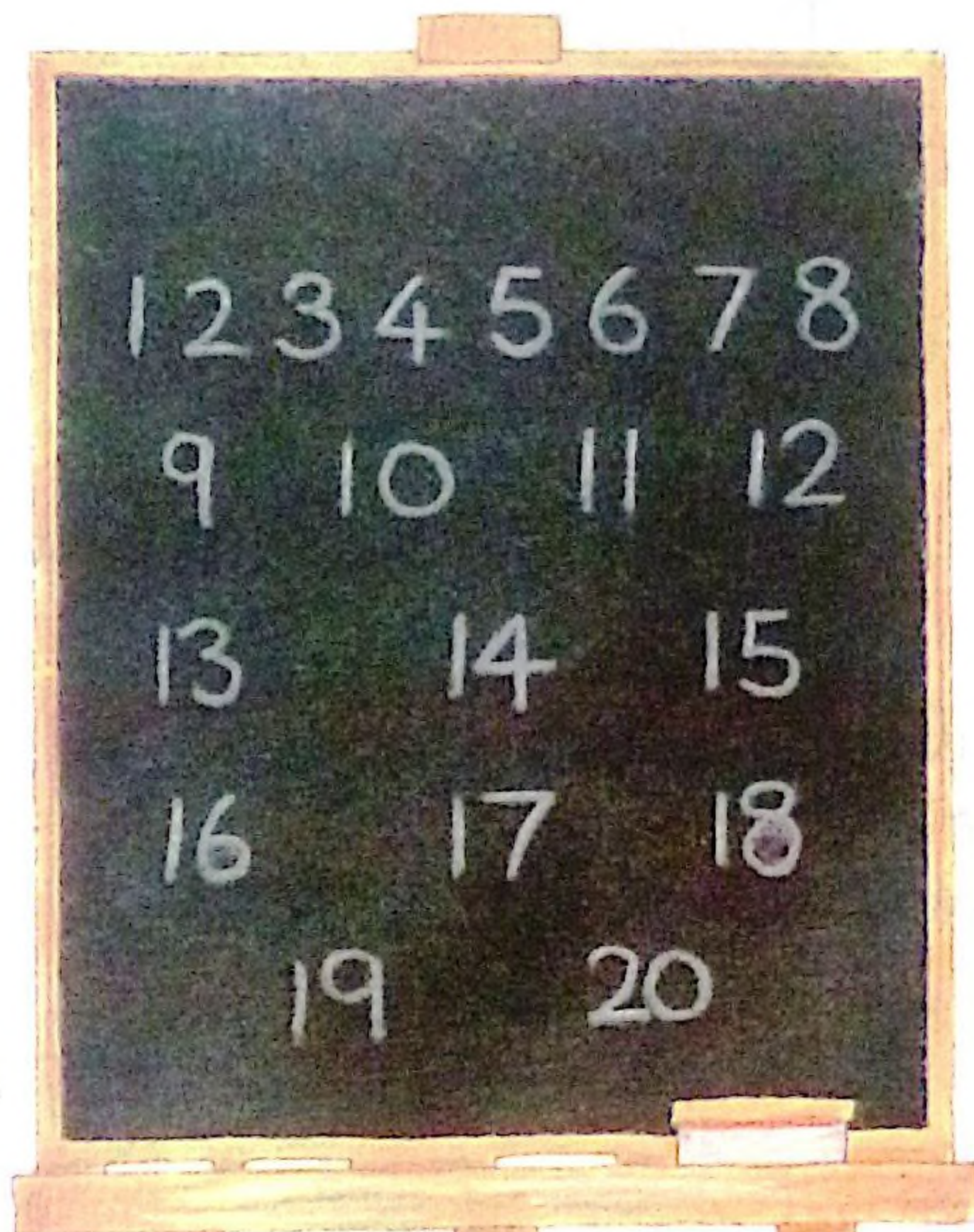
Song 

Twenty in the class

One, two, three, four, five, six, seven, eight,  
Nine, ten, eleven, twelve,  
Thirteen, fourteen, fifteen,  
Sixteen, seventeen, eighteen,  
Nineteen, twenty children in the class.

I can count the children in the class.  
I can count the children in the class  
I can count the boys,  
I can count the girls,  
I can count the children in the class

One, two, three, four, five, six, seven, eight,  
Nine, ten, eleven, twelve,  
Thirteen, fourteen, fifteen,  
Sixteen, seventeen, eighteen,  
Nineteen, twenty children in the class.



# STEP 45

Look and say



pants

dress

shirt

## Picture practice

Sue has a yellow dress.

Jack has blue shoes.



# STEP 46

Read

a shirt



pants



a dress



shoes



# STEP 47

## Game

What is the difference?

*Dress A has red triangles. Dress B has green squares.*

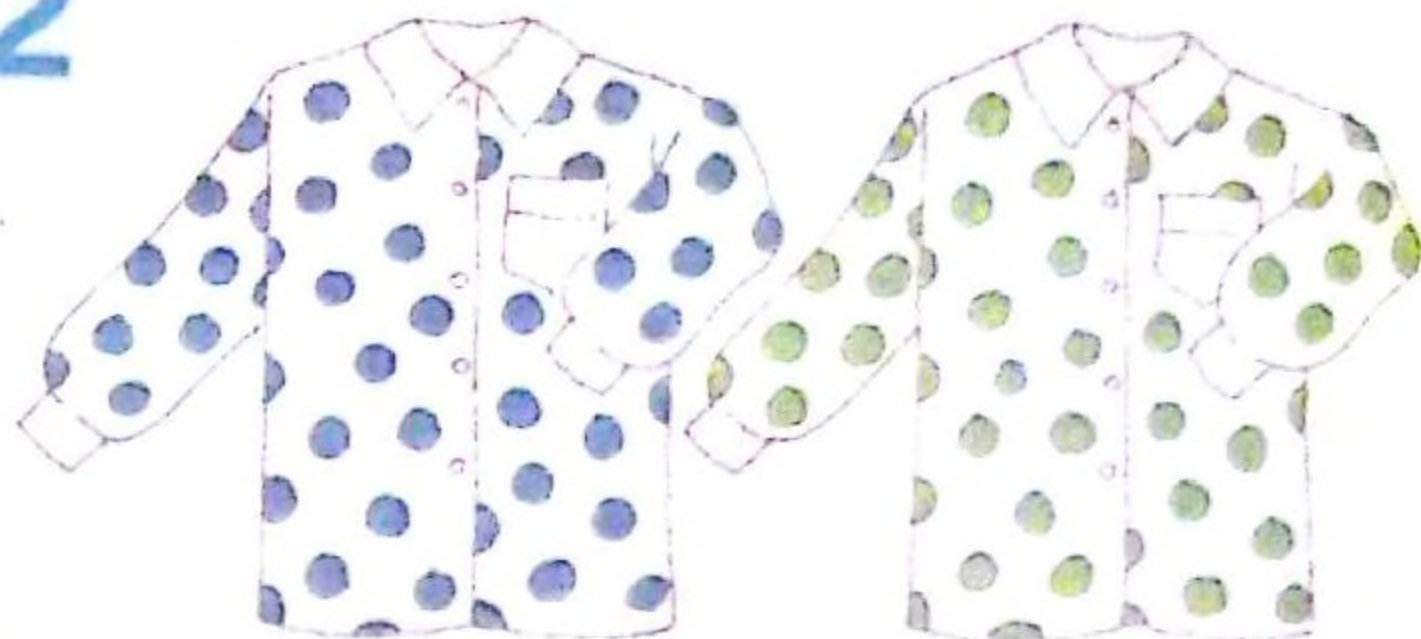
1



A

B

2



A

B

3



C

D

4



C

D

5



E

F

6



E

F

# STEP 48

Rhyme 

Baby's shoe.



Sister's shoe.



Brother's shoe.



Mother's shoe.






FATHER'S SHOE!



# STEP 49

Look and say

Jack likes ice cream.




# STEP 50

Song 

Yummy yummy

I like chocolate,  
Yummy, yummy.  
I like chocolate,  
I like cake.  
Cake and chocolate,  
Yummy, yummy.  
I like chocolate.  
I like cake.



I like ice cream,  
Yummy, yummy.  
I like ice cream,  
I like candy.  
Candy and ice cream,  
Yummy, yummy.  
I like ice cream,  
I like candy.



Yummy, yummy.



# STEP 51

Look and say


I like . . .



presents



clowns



candy



books



chocolate



dolls



apples



oranges



ice cream



balloons



cars




kites



cake



planes



robots



trains

# STEP 52

## Game

I can see a "b"  
Is it a bed?

ball, bear, bed, bike, boat, book, box,  
car, cat, clown, cow, cabinet, dog, doll,  
door, dress, drum, elephant, goat,  
guitar, hen, horse, house, kite, lion,  
monkey, mouse, pants, pencil, plane,  
robot, table, tree, van, window



# STEP 53

Story 

Friends

1




I am Sammy.

2



I have a drum.

3



This is Peter.  
Peter has a big red bike.

4



I can ride the big red bike.

5



Peter can play my drum.

6



I like Peter.  
Peter is my friend.

# STEP 54

Song 

I can play today

Where is Peter? I am sad,  
I am sad, I am sad.  
I like Peter, I like my friend,  
But I am sad today.



Here is Peter. Here is my friend.  
Hello, hello, hello, hello.  
I like Peter, hello, hello.  
Now I can play today.



Where is Jenny? I am sad,  
I am sad, I am sad.  
I like Jenny, I like my friend,  
But I am sad today.

Here is Jenny. Here is my friend.  
Hello, hello, hello, hello.  
I like Jenny, hello, hello.  
Now I can play today.



# STEP 55

## Game

Is it a number?

Is it a green number?

Is it sixteen?

|    |    |    |    |
|----|----|----|----|
| 13 | R  | Y  | 14 |
| D  | 16 | 18 | 20 |
| 11 | 19 | T  | B  |
| N  | A  | 15 | H  |
| 17 | L  | Q  | 12 |

# STEP 56

Read


I like candy.



chocolate



ice cream



I like cake.




# STEP 57

## Game\*

What is the difference?

In picture A, the bike is red.

In picture B, the bike is blue.



\*The ten differences between the pictures are listed at the bottom of the word list on the last page of this book

# STEP 58

Song 

Good-bye little boys

I can say *hello*.  
Hello little boys.  
Hello little girls.  
I can say *hello*.



I can read and write.  
Read and write the ABCs.  
Count the numbers 1 2 3,  
I can read and write.

A B C  
1 2 3

I can say *good-bye*.  
Good-bye little boys.  
Good-bye little girls.  
Good-bye Jack and Sue.



# STEP 59

## Game

Is it a blue word?

Is it *chair*?

|                  |                  |
|------------------|------------------|
| <b>cabinet</b>   | <b>sheep</b>     |
| <b>sister</b>    | <b>table</b>     |
| <b>cake</b>      | <b>chocolate</b> |
| <b>cow</b>       | <b>bag</b>       |
| <b>chair</b>     | <b>hen</b>       |
| <b>horse</b>     | <b>brother</b>   |
| <b>ice cream</b> | <b>box</b>       |
| <b>dress</b>     | <b>goat</b>      |

# STEP 60

## Picture practice



# Word list

(The numbers indicate the step in which a word is first used in the text of the Student Book. \* indicates the words that were found in Student Book 1.)

|    |                  |    |              |    |                     |    |                |
|----|------------------|----|--------------|----|---------------------|----|----------------|
| 3  | a*               | 17 | drawer       | 15 | is it*              | 18 | room           |
| 16 | alphabet*        | 45 | dress (noun) | 4  | it*                 | 27 | run            |
| 1  | am*              | 31 | drum         | 27 | jump                | 3  | sad            |
| 3  | and*             | 24 | ear          | 19 | jump rope*          | 30 | see            |
| 51 | apple*           | 44 | eight*       | 18 | key                 | 44 | seven*         |
| 1  | are              | 44 | eighteen     | 7  | kite*               | 44 | seventeen      |
| 12 | arm*             | 7  | elephant*    | 4  | letter (alphabet)*  | 35 | sheep          |
| 39 | baby (adjective) | 44 | eleven       | 49 | like(s)             | 45 | shirt          |
| 46 | baby (noun)      | 24 | eye          | 18 | lion*               | 2  | shoe*          |
| 17 | bag*             | 26 | face         | 3  | low..               | 12 | shoulder*      |
| 3  | ball*            | 39 | family       | 3  | little*             | 26 | show me*       |
| 2  | balloon*         | 36 | farm         | 42 | live (verb)         | 12 | sing*          |
| 7  | bear*            | 39 | father       | 18 | kick (noun)         | 39 | sister         |
| 2  | bed*             | 44 | fifteen      | 3  | kick                | 18 | sitting        |
| 36 | bedroom          | 12 | finger*      | 19 | kick off            | 1  | six*           |
| 4  | big*             | 1  | five*        | 12 | me                  | 44 | sixteen        |
| 2  | bike*            | 14 | fox*         | 52 | monkey*             | 4  | song           |
| 16 | black*           | 44 | fox*         | 39 | mother              | 47 | square (noun)* |
| 42 | blackboard       | 44 | fourteen     | 14 | mouse               | 50 | sweet (noun)*  |
| 25 | blue*            | 3  | friend       | 24 | mouth*              | 2  | table*         |
| 52 | boat*            | 26 | Larry        | 1  | my*                 | 44 | ten*           |
| 51 | book*            | 44 | get*         | 1  | name                | 3  | the*           |
| 14 | box*             | 19 | glass        | 42 | nest*               | 44 | thirteen       |
| 44 | boy*             | 35 | grad         | 26 | new                 | 1  | three*         |
| 39 | brother          | 36 | grad*        | 44 | one*                | 31 | to*            |
| 42 | brother*         | 58 | grad-lye*    | 44 | number              | 54 | today          |
| 54 | but              | 15 | green*       | 24 | one                 | 7  | tom*           |
| 50 | cake*            | 31 | guitar*      | 31 | row                 | 52 | two*           |
| 27 | can              | 24 | hair         | 2  | number              | 47 | triangle*      |
| 7  | can*             | 12 | hand*        | 11 | on                  | 44 | twelve         |
| 14 | cat*             | 3  | happy        | 12 | one*                | 44 | twenty         |
| 2  | chair*           | 3  | has*         | 18 | open (verb)*        | 12 | two*           |
| 20 | cheating         | 18 | have*        | 26 | orange (adjective)* | 11 | under          |
| 64 | children         | 12 | head*        | 51 | orange (noun)*      | 2  | van*           |
| 50 | chocolate        | 39 | head*        | 26 | part (verb)         | 42 | we             |
| 27 | chip*            | 35 | hear*        | 45 | parts               | 1  | what*          |
| 64 | class            | 31 | here*        | 12 | part*               | 11 | where is?      |
| 25 | clean            | 42 | help         | 57 | picture             | 25 | white*         |
| 10 | clock (noun)     | 27 | help         | 7  | piece*              | 52 | window*        |
| 44 | coat             | 35 | horse        | 31 | play                | 12 | with           |
| 35 | cow              | 2  | house*       | 51 | present (noun)*     | 8  | want           |
| 27 | dress (verb)     | 53 | how many?*   | 12 | put                 | 8  | was            |
| 2  | duck*            | 1  | how old?*    | 8  | read                | 17 | was            |
| 47 | difference       | 1  | it*          | 21 | red*                | 16 | was            |
| 2  | dog*             | 49 | it's         | 53 | ride (verb)         | 1  | was            |
| 7  | doll*            | 17 | it's         | 15 | ride*               | 1  | was            |
| 18 | door*            | 1  | it's         |    |                     |    | was            |

Step 57 Picture B is different from Picture A because. The bike is blue. Sam has a green dress. Jack has a blue shirt. Jack has black pants. Sam has green shoes. Jack has a small ball. The boy has red squares. The bear (in the bag) is little. The girl has a red nose. The doll has a blue hat.

## American **GET READY!**

**American Get Ready!** is a lively, two-level course for children who are learning English for the first time. It is based around songs and activities, carefully matched to the interests of young learners, and suitable for use with large or small classes.

**American Get Ready!** teaches students to say and understand a basic English vocabulary and a small number of useful expressions. It teaches numbers and the letters of the alphabet and introduces students to the early stages of reading and writing.

**American Get Ready!** is the ideal preparation for very young learners. It gives students that basic knowledge and feeling for English which is the foundation of successful learning.

The core of the course consists of the Student Books and the accompanying Cassettes. An Activity Book, Handwriting Book, and Numbers Book are also available. Each level has a Teacher's Book that provides detailed guidance on how to use the materials.

Oxford University Press  
ISBN 0-19-434437-1



9 780194 344371