

3

Everybody

UP

Workbook

Patrick Jackson
Susan Banman Sileci

OXFORD

OXFORD

UNIVERSITY PRESS

198 Madison Avenue
New York, NY 10016 USA

Great Clarendon Street, Oxford OX2 6DP UK

Oxford University Press is a department of the University of Oxford.
It furthers the University's objective of excellence in research, scholarship,
and education by publishing worldwide in

Oxford New York

Auckland Cape Town Dar es Salaam Hong Kong Karachi
Kuala Lumpur Madrid Melbourne Mexico City Nairobi
New Delhi Shanghai Taipei Toronto

With offices in

Argentina Austria Brazil Chile Czech Republic France Greece
Guatemala Hungary Italy Japan Poland Portugal Singapore
South Korea Switzerland Thailand Turkey Ukraine Vietnam

OXFORD and OXFORD ENGLISH are registered trademarks of
Oxford University Press in certain countries.

© Oxford University Press 2012

Database right Oxford University Press (maker)

No unauthorized photocopying

All rights reserved. No part of this publication may be reproduced,
stored in a retrieval system, or transmitted, in any form or by any means,
without the prior permission in writing of Oxford University Press,
or as expressly permitted by law, or under terms agreed with the appropriate
copyright clearance organization. Enquiries concerning reproduction outside
the scope of the above should be sent to the ELT Rights Department, Oxford
University Press, at the address above.

You must not circulate this book in any other binding or cover
and you must impose this same condition on any acquirer.

Any websites referred to in this publication are in the public domain and
their addresses are provided by Oxford University Press for information only.
Oxford University Press disclaims any responsibility for the content.

General Manager, American ELT: Laura Pearson
Executive Publishing Manager: Shelagh Speers
Managing Editor: Clare Hambly
Senior Development Editor: Jennifer Wos
Art, Design, and Production Director: Susan Sanguily
Design Manager: Lisa Donovan
Senior Designer: Molly K. Scanlon
Designer: Colleen Ho
Image Manager: Trisha Masterson
Image Editor: Fran Newman
Production Coordinator: Hila Ratzabi
Senior Manufacturing Controller: Eve Wong

ISBN: 978-0-19-410358-9 Workbook

Printed in China

This book is printed on paper from certified and well-managed sources.

10 9 8 7

ACKNOWLEDGMENTS

Cover Design: Molly K. Scanlon

Illustrations by: Laura Arias: 4, 6, 7, 42, 43, 46, 47, 66, 67, 72, 73; Valentina Belloni:
2, 3, 8, 18, 19, 26, 27, 36, 37, 48, 49, 64, 65, 74, 75; Agnieszka Kowalska: 10, 11,
20, 21, 24, 25, 54, 55, 58, 59, 68, 69; Anthony Lewis: 5, 14, 15, 28, 29, 34, 35, 38,
39, 76, 77, 78, 79, 80; Gabriele Tafuni: 16, 22, 23, 32, 33, 44, 45, 50, 51, 56, 57, 62,
63; Jomike Tejido: 12, 13, 30, 31, 40, 41, 52, 53, 60, 61, 70, 71.

Everybody UP Workbook 3

Patrick Jackson
Susan Banman Sileci

OXFORD
UNIVERSITY PRESS

Welcome

A Circle.

1.



I'm doing my homework in my bedroom.
dinner on the kitchen.

My favorite student can science.
subject is English.

2.



I'm playing a dress and shoes.
They're wearing a T-shirt and shorts.

I'm listening to music. It smells good.
watching TV. sounds

3.



We're playing soccer.
She's playing the guitar.


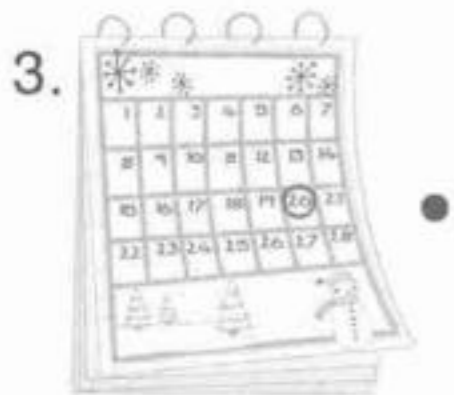
She goes to music class on Fridays.
We go to karate class on Mondays.

B What about you? Write.

1. What are you wearing?

2. What time do you eat dinner?

C Read and match.



It's February 20th.

• eighth

It's November 3rd.

• third

It's April 16th.

• twentieth

It's June 7th.

• sixteenth

It's October 21st.

• twenty-first

It's May 8th.

• seventh

D Unscramble.



test / a / take / .



your / check / homework / .



a / study / for / test / .



your / in / homework / hand / .

1 Things to Eat

Lesson 1 Snacks

A Circle.

1.



popcorn

soda

potato chips

peanuts

2.



chocolate

peanuts

gum

popcorn

3.



gum

potato chips

peanuts

soda

4.



popcorn

chocolate

gum

potato chips

5.



potato chips

peanuts

soda

chocolate

6.




soda

chocolate

popcorn

gum

B Write.



1. _____ 2. _____

3. _____ 4. _____

5. _____ 6. _____

C Read and match.

1. I want some popcorn. •
2. She doesn't want any popcorn. •
3. He doesn't want any soda. •
4. She wants some chocolate. •
5. He wants some soda. •
6. I don't want any chocolate. •



D Write.



What does he want?

He wants some



What

She



Lesson 2 Vegetables

A Find and circle.

- pepper
- cabbage
- tomato
- onion
- carrot
- potato

z i o a r j b f y l
s t n d a n t i i c
p b i t o m a t o a
e f o r e e x z u r
p r n w a o c x m r
p o d k n e s t o o
e l p o t a t o z t
r o r t d g i k l t
g g c a b b a g e d
f l n u n o e w a n


B Write.

- Do you need any carrots?
_____ , we do.
- _____ tomatoes?
No, we don't.
- _____ potatoes?

- _____ onions?

- _____ cabbages?

- _____ peppers?



C What do they need? Circle.



They need
a carrot.
some carrots.




They need
a potato.
some potatoes.



They need
an onion.
some onions.



They need
a pepper.
some peppers.




They need
a tomato.
some tomatoes.



They need
a cabbage.
some cabbages.

D Write.



1. What do they need?
They need a

2. _____

3. _____

4. _____

5. _____

6. _____

C Write.

a	b	c	d	e	f	g	h	i	j	k	l	m
1	2	3	4	5	6	7	8	9	10	11	12	13
n	o	p	q	r	s	t	u	v	w	x	y	z
14	15	16	17	18	19	20	21	22	23	24	25	26

1. V e g e t a b l e s are very
22 5 7 5 20 1 2 12 5 19

 for you.
7 15 15 4

2. ! This good.
25 21 13 20 1 19 20 5 19

3. Just it.
20 18 25

4. I some french
23 1 14 20 6 18 9 5 19

D What about you? Write.

1. What vegetables do you like?
I like _____

2. Do you like french fries?


Lesson 4 **Cooking**

A Write.

1.



2.



3.



4.



B Unscramble.

1.

fruit salad / I / make / to / want / a / .

2.

want / smoothie / make / a / to / I / .

3.

I / make / a / to / milkshake / want / .


4.

an / omelet / to / I / want / make / .

C What do you need? Write.

yogurt eggs bananas oranges milk ice cream peaches

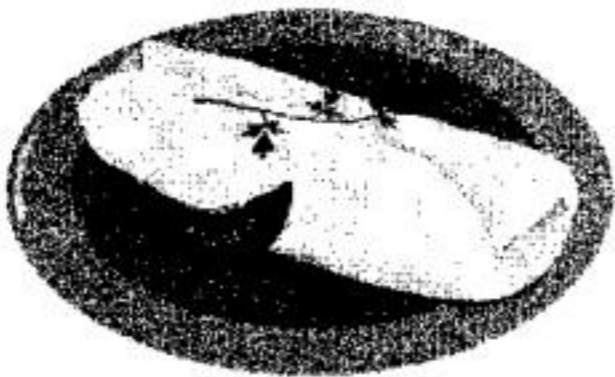
1.



I need some

and some

2.



some

and some

3.



4.



D Look at C. Write.

1. I want to make a

2. I want

3.

4.

2 Around Town

Lesson 1 Places to Go

A Match.

1. movie theater •



2. post office •



3. library •



4. supermarket •



5. department store •



6. park •



B Unscramble.

1. _____ 2. _____

edrtinpmaet rtsoe

biarlry

3. _____ 4. _____

ovemi hattere

sotp efoifc

5. _____ 6. _____

tesaeurrpmk

kpar

C Circle.



1. Where's the post office?

It's across from the library.

It's across from the park.

2. Where's the park?

It's across from the department store.


It's across from the supermarket.



3. Where's the department store?

It's across from the movie theater.

It's across from the post office.



D Write.



Where's the department store?

It's _____ the _____ and the _____.



E Read and match.

1. The department store is across from the supermarket.

2. The library is between the park and the post office.

3. The park is across from the movie theater.

•
•

•
•

•
•



Lesson 2 Things to Do

A Circle.

1.



- buy groceries
- kick a ball
- borrow books
- mail a letter

2.



- kick a ball
- shop
- borrow books
- watch a movie

3.



- watch a movie
- kick a ball
- shop
- buy groceries

4.



- mail letters
- buy groceries
- watch a movie
- shop

B Look at A. Circle.

1. What's she doing at the supermarket?

She's buying groceries.

He's watching a movie.

2. What's
 he
 she
 doing at the
 library?
 park?

He's borrowing books.

3. What's she doing at the park?

He's kicking a ball.
She's shopping.

4. What's
 she
 he
 doing at the
 post office?
 movie theater?

He's mailing letters.

C Write.

1.



What are they doing at the supermarket?
They're buying groceries.

2.



What
They're

3.



4.



5.




6.



Lesson 3 Story

A Number.



B Read and match.

1.



It's between the library and the movie theater.



2.



3.



It's over there.



C Unscramble.

1. _____

suxece em . rheew si het baliry ?

2. _____


t'is ervo rethe .

3. _____

i ese ti . tahnk uoy .

D Read and draw.

1. The department store is across from the supermarket.



2. The school is between the library and the park.



Lesson 4 Activities

A Do the puzzle.

- color
- fold
- cut
- glue

z	i	c	a	s	c	b	f	e	l
s	c	u	t	a	l	t	m	i	a
r	b	j	n	q	o	l	u	v	g
s	g	c	r	e	e	x	z	u	i
e	l	y	c	o	l	o	r	m	w
e	u	d	o	y	g	s	r	t	f
b	e	a	s	c	e	o	a	e	o
e	w	p	x	e	n	k	y	x	l
g	t	n	m	r	e	e	w	z	d
w	r	e	s	m	p	a	l	d	e

B Write.



First, _____ the paper.







C Unscramble.

1. _____
flowers / first / the / color / , / .

2. _____
next / the / cut / flowers / , / .

3. _____
fold / then / flowers / the / , / .

4. _____
the / glue / flowers / finally / , / .

D Read and number.

1. First, fold the paper.
2. Next, cut the paper.
3. Then, glue the paper.
4. Finally, draw and color the book.



Review 1

A Write.

borrowing books

popcorn

supermarket

park

library

kicking a ball

carrots

gum

chocolate

some

~~movie theater~~

post office

across from

1.



He's at the movie theater.

He wants some _____

He doesn't want any _____

2.



They're _____

What do _____ need?

They need _____

3.



What's he doing at the _____

He's _____

The park is _____

4.




What's _____

She wants some _____

A Read and circle.

At the Park

My name is Alex.
My sister and I go to
the park on Fridays.
The park is between the
department store and
the movie theater. We
like kicking a ball. We
ride bikes, too. It's fun!



- | | | |
|--|-----|----|
| 1. Alex has a sister. | Yes | No |
| 2. They go to the park on Saturdays. | Yes | No |
| 3. They like kicking a ball. | Yes | No |
| 4. The park is across from the department store. | Yes | No |

B What about you? Look at A. Write.

My name is _____ My _____
and I go to the _____ on _____
The _____ is _____
the _____ and the _____
I like _____
_____ It's fun!

3 People in Town

Lesson 1 Occupations

A Write.

1.



2.



3.



4.



5.



6.



B Read and circle.


1. Is he a librarian?



Yes, he is.

No, he isn't.

2. Is she a cashier?



Yes, she is.

No, she isn't.

3. Is he a vet?



Yes, he is.

No, he isn't.

4. Is she a postal worker?



Yes, she is.

No, she isn't.

5. Are they servers?



Yes, they are.

No, they aren't.

6. Are they postal workers?



Yes, they are.

No, they aren't.

C Write and number.

1. Who _____ at the post office?

The _____ works at the post office.

2. _____ library?

3. _____

cashier

4. _____

server





D Match and write.

1. Where does the vet work?

2. Where does the salesperson work?

3. Where does the server work?

4. Where does the librarian work?



Lesson 2 What People Do

A Match.

1. make food •



2. help sick animals •



3. sell things •

4. drive buses •



5. fly planes •

6. fight fires •

B Unscramble. Then answer.

1. _____ The salesperson sells things.

does / what / do / the / salesperson / ?

2. _____

pilot / do / does / what / the / ?

3. _____

the / do / firefighter / does / what / ?

4. _____

driver / the / bus / what / does / do / ?

5. _____

do / what / does / the / vet / ?

6. _____

what / the / cook / do / does / ?

C Connect.

- | | | |
|----|----------------------|------------------------------------|
| 1. | Does the cook | fly planes?
make food? |
| 2. | Does the salesperson | fight fires?
sell things? |
| 3. | Does the pilot | fly planes?
drive buses? |
| 4. | Does the bus driver | drive buses?
help sick animals? |
| 5. | Does the firefighter | fight fires?
sell things? |
| 6. | Does the vet | sell things?
help sick animals? |

Yes, she does.

No, she doesn't.

Yes, he does.

No, he doesn't.

Yes, she does.

No, he doesn't.

D Look at C. Number.



A Number.



B Unscramble.

1. _____ We don't have a present for Mom.
for / present / a / don't / we / have / Mom / .
2. _____
make / present / a / can / we / .
3. _____
for / you / this / Mom / is / . / ,
4. _____
beautiful / it's / thank / you / ! / .

C Read and match.

1. They are shopping for a birthday present.

2. The sweater is thirty dollars.

3. They make a present.

4. Their mom likes the present.



D Write.

~~sweater~~ shoes pencils book



How much _____
 this sweater?
 It's \$25.



_____ are _____
 these _____
 They're _____





E What about you? Write.

1. What presents do you like?

I like _____

2. What presents can you make?

I can make _____

Lesson 4 Illnesses

A Look at the pictures. Circle.

1.



z	b	b	t	e	i	u	n	q	x	a
s	t	o	m	a	c	h	a	c	h	e
f	c	l	n	h	k	y	o	l	l	p
e	g	o	z	e	c	r	q	h	t	u
v	d	i	l	a	z	v	e	w	u	c
e	i	f	r	d	e	a	y	c	h	j
r	s	w	t	a	n	u	a	a	c	h
a	q	u	a	c	i	t	w	g	y	o
s	r	o	d	h	v	n	e	c	p	j
f	k	z	e	e	h	p	l	x	r	m

2.



3.



4.



B Look at A. Circle and write.

1. What's the matter with
 him?
 her?

He has a stomachache.

2. What's the matter with
 him?
 her?

3. What's the matter with
 him?
 her?

4. What's the matter with
 him?
 her?

C Write.

1.

What's the matter
with her?



She has a cold.

2.



3.



4.



D Look and write.



	Carol	Ken	Mark	Eva
cold		✓		
fever				✓
stomachache			✓	
headache	✓			

1. Who has a stomachache?

Mark has a stomachache.

2. Who has a cold?

3. Who has a fever?

4. Who has a headache?

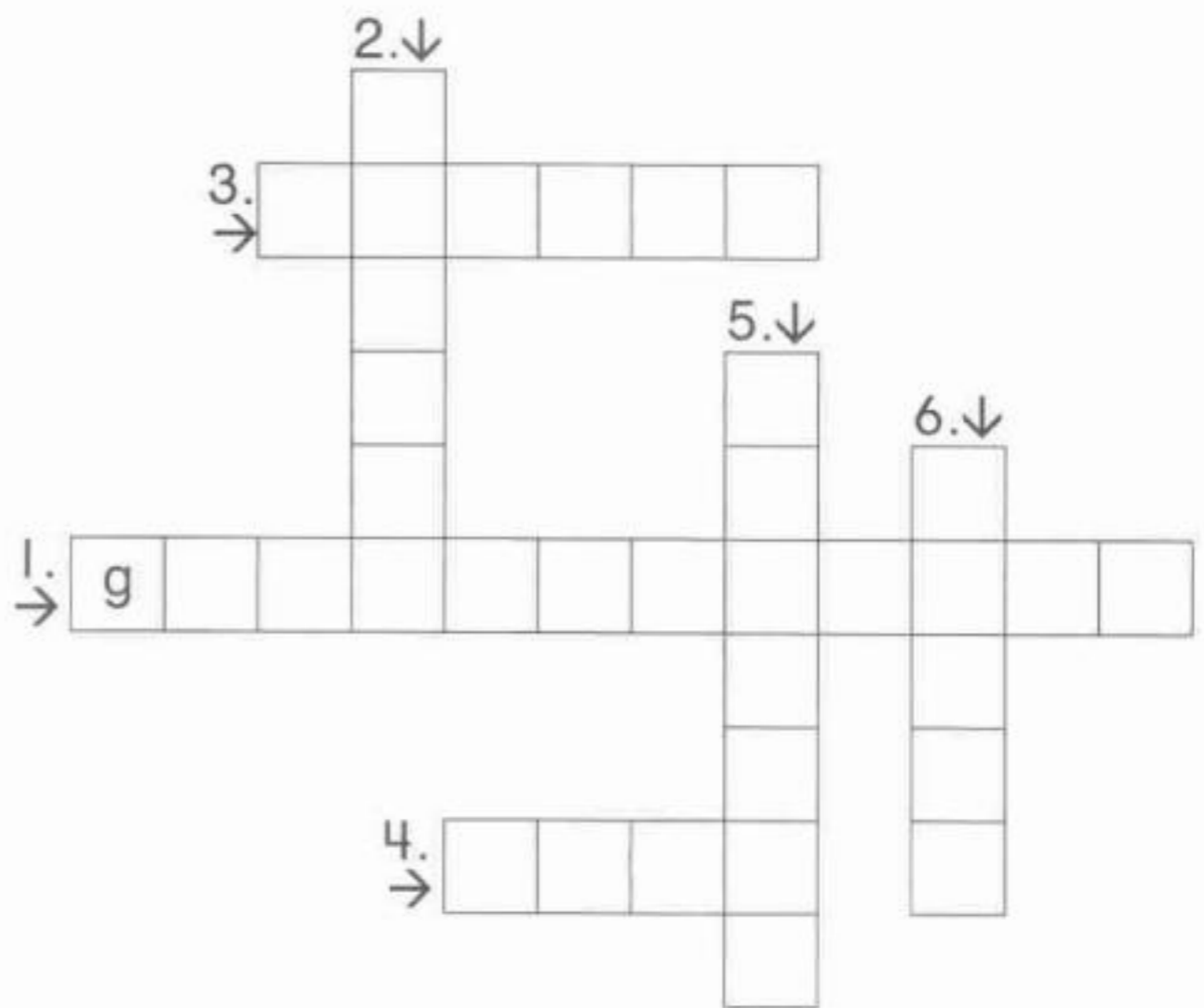
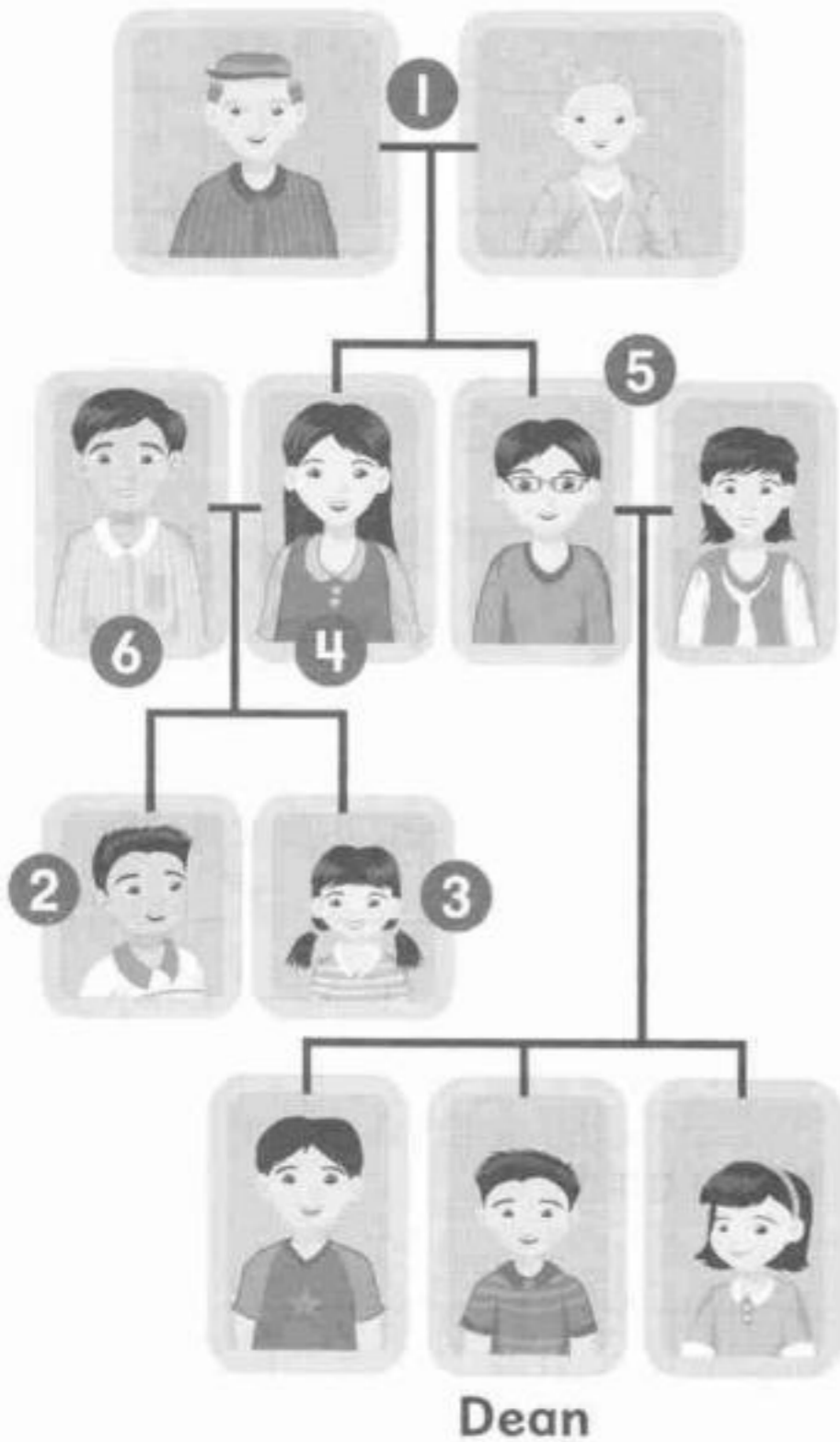
4 Getting Together

Lesson 1 Family

A Unscramble.

- | | |
|--------------------------|---------------------|
| 1. _____
rgdtsanpnare | 2. _____
stranep |
| 3. _____
tnau | 4. _____
celnu |
| 5. _____
snouci | 6. _____
nscuoi |

B Do the puzzle.



C Look at **B**. Read and number.

_____ He's Dean's cousin.

_____ She's Dean's aunt.

_____ They're Dean's parents.

_____ They're Dean's grandparents.

_____ She's Dean's cousin.

_____ He's Dean's uncle.

D Write.

1.



Who's she?

She's Dean's aunt.

2.



Who's _____

He's _____

3.



4.



5.



6.



Lesson 2 Things on the Table

A Write.

a	b	c	d	e	f	g	h	i	j	k	l	m
1	2	3	4	5	6	7	8	9	10	11	12	13
n	o	p	q	r	s	t	u	v	w	x	y	z
14	15	16	17	18	19	20	21	22	23	24	25	26

1. _____
6 15 18 11

2. _____
11 14 9 6 5

3. _____
16 12 1 20 5

4. _____
2 15 23 12


5. _____
19 16 15 15 14

6. _____
3 21 16

B Write and circle.



This spoon is mine. yours.



This _____ is his. yours.



This _____ mine. hers.



_____ his. hers.

C Unscramble and match. Then write.

1. Whose plate is that?

ehsow etlap si tath ?



_____ hers.

2. _____

woehs korf si atth ?



_____ mine.

3. _____

hwsoe inkef si htat ?



_____ yours.


4. _____

ewosh lbwo si ttha ?



_____ his.

D Write.



1. _____ cap _____ ?


It's _____

2. _____ ruler _____

3. _____ coat _____

4. _____ book _____

A Number.



B Read and match.

1. Whose noodles are these? • • Like this. •
2. Thanks, Mom! • • They're chopsticks. •
3. What are these? • • No problem. •
4. How do you use chopsticks? • • They're mine. •



C Write.

play	computer	make	use	bike	smoothie	guitar	ride
1	2	3	4	5	6	7	8

1. How do you play the guitar?
 1
 7

2. How do you a ?
 4
 2

3. How do you a ?
 3
 6

4. How do you a ?
 8
 5

D What about you? Write.

1. What do you use to eat noodles?
 I use _____

2. What can you cook?
 I can cook _____

Lesson 4 Countries

A Do the puzzle.

Mexico	Russia
Brazil	Turkey
Egypt	Japan
Canada	South Korea

K	I	C	A	R	U	S	S	I	A
C	A	N	A	D	A	T	I	I	P
R	B	J	N	D	U	J	K	T	G
B	R	A	Z	I	L	A	Z	U	I
F	R	J	U	C	V	P	Y	R	Q
M	E	X	I	C	O	A	R	K	Z
B	N	I	S	H	E	N	A	E	T
F	E	G	Y	P	T	O	Y	Y	S
G	T	N	U	F	S	G	W	A	D
S	O	U	T	H	K	O	R	E	A

B Circle.

1.




We're from Mexico. This flag is ours.
They're from Mexico. That flag is theirs.

2.



We're from Japan. This flag is ours.
They're from Japan. That flag is theirs.

3.



We're from Turkey. This flag is ours.
They're from Turkey. That flag is theirs.

4.



We're from Russia. This flag is ours.
They're from Russia. That flag is theirs.

C Match and write.



Mexico.



from Russia.

This flag is ours.



Turkey.



Japan.

D Read. Then write and draw.


1. This country's flag is green, red, and white.




2. This country's flag has a red circle.



3. This country's flag is blue, white, and red.



4. This country's flag is red and white.



Review 2

A Find and write.

him	cashier	drives	her	post office
supermarket	headache	cold	restaurant	bus driver
grandparents	buses	are	postal worker	who



The _____ works
at the _____
What's the matter with _____?
He has a _____

2. The _____
at the _____
_____ the _____ with
She _____



Who's _____
_____ Steve's cousin.
He's a _____
He _____

4. _____ they?
_____ his _____
_____ cooks.
They work _____



A Read and circle.

Mia's Family

Hi! I'm Mia. These are my cousins. Their names are Tony and Olivia. This is my grandfather. He's a pilot. He flies planes.



- | | | |
|---------------------------------------|-----|----|
| 1. Tony and Olivia are Mia's parents. | Yes | No |
| 2. Tony is Mia's cousin. | Yes | No |
| 3. Their grandfather fights fires. | Yes | No |
| 4. Their grandfather flies planes. | Yes | No |

B What about you? Write.

- How many cousins do you have? I have _____ cousins.
- What are their names? Their names are _____

- How many aunts do you have? I have _____ aunts.
- What are their names? Their names _____


- How many uncles do you have? I _____
- What are their names? Their names _____

5 Fun in the Park

Lesson 1 Adjectives

A Write.

short tall young strong old weak



1. y o u n g

2. ()

3. () ()

4. ()

5. ()

6. () () ()



B Look at the circles in A. Unscramble.

C Match.



- a tall •
- a strong •
- an old •
- a young •
- woman
- girl
- boy
- man

D Circle.

1.  The boy is tall. The boy is tall.
The girl is taller. The girl is taller.
2.  The boy is young. The girl is young.
The girl is younger. The boy is younger.
3.  The woman is weaker. The man is weak.
The man is weak. The woman is weaker.
4.  The woman is short. The man is shorter.
The man is shorter. The woman is short.

E Write.



1. strong

 Ella  Keiko

Who's _____, Ella or Keiko?

Ella _____

2. old

 Rob  Sam

3. tall

 May  Eva

Lesson 2 Adjectives

A Look and write.

~~clean~~ thin dirty ugly pretty thick



1. car



2. bus



3. cat



4. dog



5. book



6. magazine

- 1. a clean car
- 2. _____
- 3. _____
- 4. _____
- 5. _____
- 6. _____

B Look at A. Write.

- 1. dirty ●
- 2. pretty ●
- 3. clean ●
- 4. ugly ●
- 5. thin ●
- 6. thick ●

The bus is dirtier than the car.

C Write and circle.

shirt




sweater



1. Is the shirt thinner than the sweater? Yes, it is. No, it isn't.

2. shirt thicker Yes, it is. No, it isn't.

hat



T-shirt



3. hat dirtier Yes, it is. No, it isn't.

4. T-shirt dirtier Yes, it is. No, it isn't.

dress



skirt



5. dress prettier Yes, it is. No, it isn't.

6. skirt uglier Yes, it is. No, it isn't.

Lesson 3 Story

A Number.



B Write.

~~older~~ taller faster stronger



- 

I want to be older.
- 













- 

- 

C Connect.

1. 	I have your shirt. She like this dress.
2. 	I like that shirt. They wear your skirt.
3. 	Look to her shirt. Let's at our boots.

D Connect and write.

1. 		
2. 		
3. 		
4. 		

E What about you? Write.

1. Who do you go shopping with?

I go shopping with

2. What cool clothes do you want to wear?

I want to wear

Lesson 4 Adjectives

A Match.


1.



heavy

light

3.



hard

soft

2.



4.




B Look and write.



1. Which one is harder, the _____
or the _____?

The book is _____

2. _____ softer.
_____?



3. _____ heavier.
_____?

4. _____ lighter.
_____?

C Look and write.

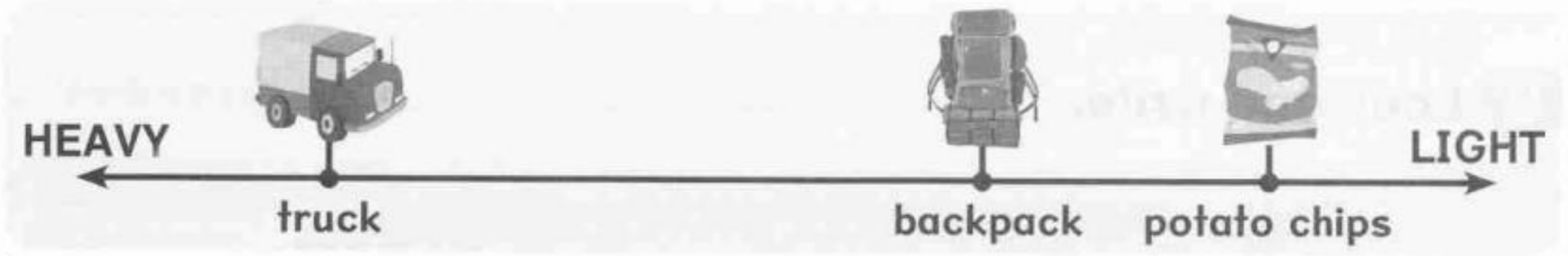


hard

1. The orange is harder than the sweater.
2. marble

soft

3. sweater
4. orange



heavy


1. truck
2. backpack

light

3. potato chips
4. backpack

D Read. Then circle.

1. Which one is heavier, the backpack or the potato chips?
2. Which one is lighter, the truck or the backpack?
3. Which one is harder, the marble or the orange?
4. Which one is softer, the orange or the sweater?




6 Helping Out

Lesson 1 Chores

A Unscramble.

1. _____ swah het dhiess
2. _____ lakw eth ogd
3. _____ Incea ym oorm
4. _____ od anulydr
5. _____ ets teh batle
6. _____ akem ym edb

B Look and write.



1. Make my bed.
2. _____
3. _____
4. _____
5. _____
6. _____

C Read and write.



MONDAY	TUESDAY	WEDNESDAY	THURSDAY
make my bed	wash the dishes	make my bed	walk the dog
go to school	go to school	go to school	go to school
clean my room	set the table	walk the dog	do laundry

1. Monday: I make my bed before school.


I _____ after school.

2. Tuesday: _____

3. Wednesday: _____

4. Thursday: _____

D Write.



When does he clean his room?

He cleans his room after school.



She washes the dishes before school.



He sets the table after school.

Lesson 2 Chores

A Match.

1.



•

• vacuum the carpet

2.



•

• take out the garbage

3.



•

• water the plants

4.



•

• clean the bathroom

5.



•

• sweep the floor


6.




•

• wash the car

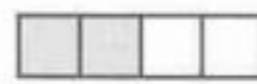
B Write.



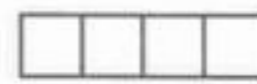
always



usually



sometimes



never

1.

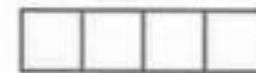


I usually sweep the floor.



2.





3.





4.





C Unscramble.

1. _____

are / what / his / chores / ?

2. _____

usually / she / plants / waters / the / .

3. _____

her / are / chores / what / ?

4. _____

the / he / bathroom / cleans / sometimes / .

D Look at the chart. Write.

			
always	✓		
usually		✓	
sometimes			
never			✓

			
always			
usually		✓	
sometimes	✓		
never			✓

What are his chores?

1. He _____

vacuums the carpet.

2. _____

3. _____

What are her chores?

4. She usually _____

5. _____

6. _____

A Number.



B Match.

1. Do you want to come over? • Cool!

2. When? • Sure.

3. It's my brother's birthday party. • Thank you.

4. Happy birthday, Josh! • Today. At 5:00.

C Unscramble.

1. _____

od oyu anwt ot mcoe vero ?

2. _____

ersu . ehwn ?

3. _____

rfea closoh .

D Write.

1.



Sure. When?



After _____

2.





On Saturday.

Lesson 4 Farm Chores

A Circle.

1.



milk the cows
collect eggs
feed the chickens
pick vegetables

2.



feed the chickens
pick vegetables
collect eggs
milk the cows

3.



collect eggs
milk the cows
feed the chickens
pick vegetables

4.



pick vegetables
feed the chickens
milk the cows
collect eggs


B Connect.

1.



I	always	feed the chickens	in the evening.
She	never	picks vegetables	before school.

2.



He	always	collects eggs	in the evening.
She	never	milks the cows	in the morning.

3.



She	always	picks vegetables	in the morning.
He	never	collects eggs	after school.

C Circle.



= morning
 = afternoon
 = evening

- She always picks vegetables in the morning. Yes No
- He always feeds the chickens in the afternoon. Yes No
- She always collects eggs in the morning. Yes No
- He always milks the cows in the evening. Yes No


D Look at C. Write.

- _____ feeds the chickens _____
- _____ milks the cows _____
- _____ picks vegetables _____
- _____ collects eggs _____

Review 3

A Write.

1.



_____ is softer,
the sofa _____ the table?

The sofa _____

The table _____

2.




The skirt _____ cleaner

Is the skirt dirtier _____

_____ ? No, _____

3.



Josh

--	--	--	--

Amanda

--	--	--	--

_____, Amanda

Josh? _____ is taller.

What are her chores?

When does she _____ ?

_____ in the morning.


What are his chores?

When _____ ?

A Circle.

Saturday Chores

I'm Will. My family and I always clean the house on Saturdays. I always vacuum the carpet. My brother sometimes waters the plants. He sometimes sweeps the floor. My sister always takes out the garbage. My father usually washes the car. My mother usually washes the dishes.



- | | | |
|---|-----|----|
| 1. Will always vacuums the carpet. | Yes | No |
| 2. His brother always washes the car. | Yes | No |
| 3. Will's sister never takes out the garbage. | Yes | No |
| 4. His father usually washes the car. | Yes | No |

B What about you? Look at A. Write.

My Chores


I'm _____ . We _____ on _____
 _____ . My _____ always _____
 My _____ takes out the
 trash. My _____ cleans the
 bathroom, and I _____

7 Out and About

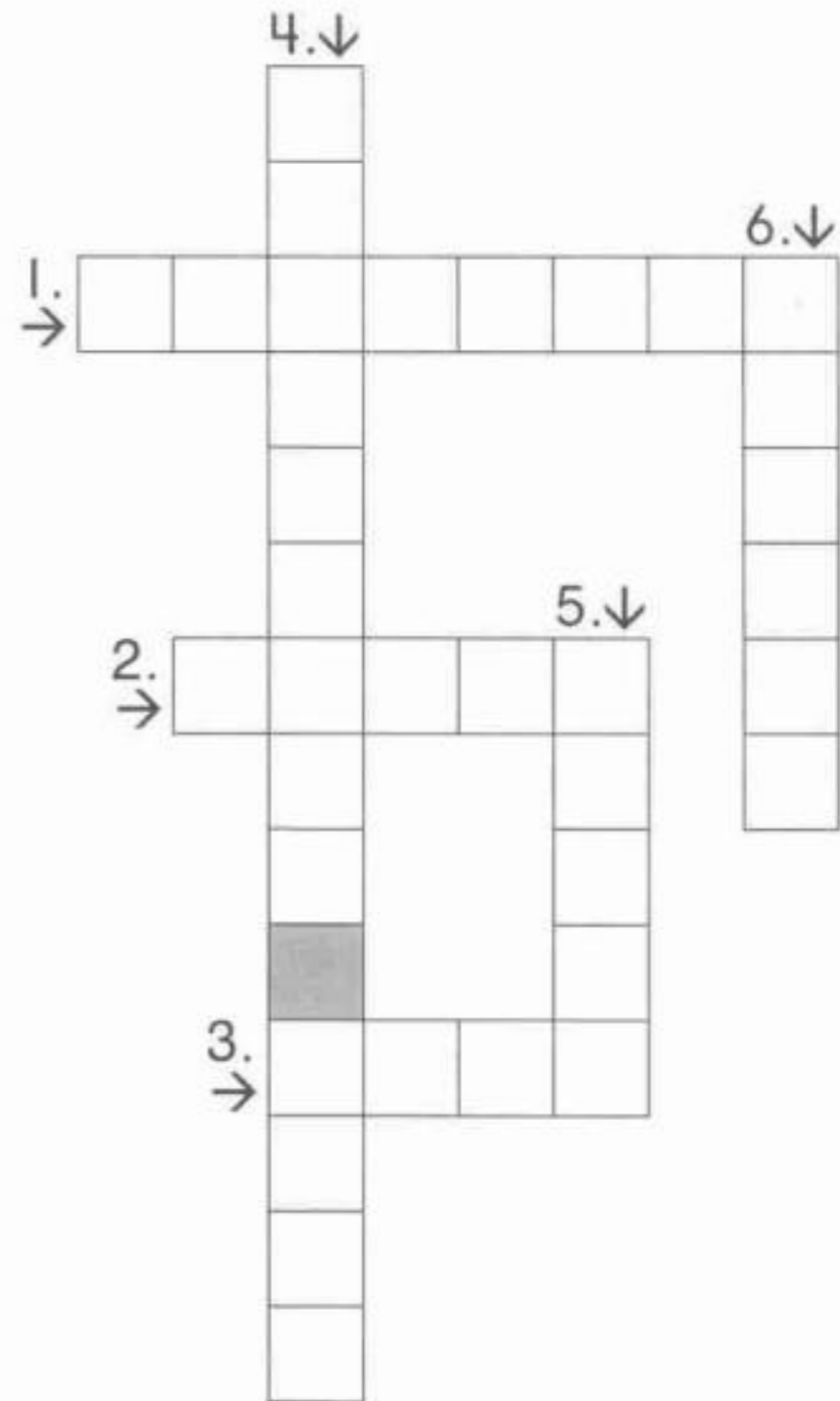
Lesson 1 Places to Go

A Do the puzzle.

Across →



Down ↓



B Look at A. Write.

1. Is this an aquarium?

Yes, it is.

3. Is this an amusement park?

5. Is this a hotel?

2. Is this a beach?

4. Is this a pool?

6. Is this a museum?

C Circle.



Where is he yesterday? He was at the hotel.
was is at the beach.



Where was she today? She is at the amusement park.
is was at the museum.



Where is he today? He was at the aquarium.
was is at the hotel.



Where is she yesterday? She is at the beach.
was was at the pool.

D Write.



Was she at the _____ yesterday?
 Yes, _____

2. Was _____ the museum yesterday?
 No, he _____. He _____



_____ at the pool
 _____ wasn't.

4. _____
 Yes, _____



Lesson 2 Places to Go

A Circle.

1.



hair salon
pharmacy
toy store
bookstore

2.



flower shop
bookstore
toy store
hair salon

3.



pharmacy
coffee shop
hair salon
flower shop

4.



coffee shop
flower shop
bookstore
pharmacy

5.



coffee shop
toy store
hair salon
pharmacy

6.



bookstore
toy store
coffee shop
flower shop

B Where were they? Read and match.

1. They were at the toy store. ●



2. They were at the coffee shop. ●



3. They were at the hair salon. ●



4. They were at the flower shop. ●

5. They were at the bookstore. ●



6. They were at the pharmacy. ●

C Write.

1.



_____ they at the toy store yesterday?

No, _____ weren't.

They _____

2.



_____ coffee shop

3.



_____ pharmacy

4.



_____ toy store


D What about you? Write.

1. Where were you yesterday?

2. Where was your mother yesterday?

Lesson 3 Story







A Number.



B Write.

late	it's	meet	sorry	watch	at	see	we're	new
1	2	3	4	5	6	7	8	9

where	you	were	let's	here	two o'clock	then	you're
10	11	12	13	14	15	16	17

1.  _____
13 3 14 6 15
2.  OK. _____
7 11 16
3.  _____
17 1
4.  _____
10 12 11
5.  _____
8 4
6.  _____
time for a _____
2 9 5

C Match.

1. Let's meet here at 2:45.



• seven o'clock

2. Let's meet here at 7 o'clock.




• four thirty

3. Let's meet here at 11:15.



• two forty-five

4. Let's meet here at 4:30.



• eleven fifteen

D Unscramble.

1. _____
here / meet / let's / three / at / o'clock / .



you / see / then / OK / . / .

2. _____
thirty / at / meet / one / let's / here / .



see / OK / you / then / . / .

E Look at D. Write.

1. Where were they yesterday?

2. Where were they yesterday?

Lesson 4 Weather

A Do the puzzle.

- sunny
- windy
- stormy
- rainy
- snowy
- cloudy

e	i	s	t	o	h	e	g	a	r
y	t	u	s	u	n	n	y	b	o
w	b	g	n	t	s	n	i	e	i
i	r	h	i	c	o	c	o	s	e
n	r	a	e	r	y	r	m	o	y
d	i	d	i	e	d	o	m	t	n
y	n	i	s	n	p	h	u	y	b
c	l	o	u	d	y	k	y	x	e
r	t	a	t	w	r	i	k	g	a
b	s	q	p	e	s	n	o	w	y

B Write and match.

1. How was the weather
on _____ ?
 huryadts



• It was cloudy.

2. _____

 ywdedsena



• It was windy.

3. _____

 onamyd



• It was snowy.

4. _____

 fyirad



• It was stormy.









5. _____

 udestay



• It was sunny.

C Circle.

	BRAZIL	SOUTH KOREA
Tuesday		
Wednesday		
Thursday		
Today		

1. It's sunny today in Brazil. Yes No
2. It was rainy in South Korea on Tuesday. Yes No
3. It was windy in Brazil on Thursday. Yes No
4. It was rainy in South Korea on Thursday. Yes No

D Look at C. Write.

1. How was the weather in South Korea on Wednesday?

2. How was the weather in Brazil on Wednesday?

3. How was the weather in South Korea on Tuesday?

4. How was the weather in Brazil on Thursday?

E What about your town? Write.

1. How is the weather today?

2. How was the weather yesterday?

8 Things We Use

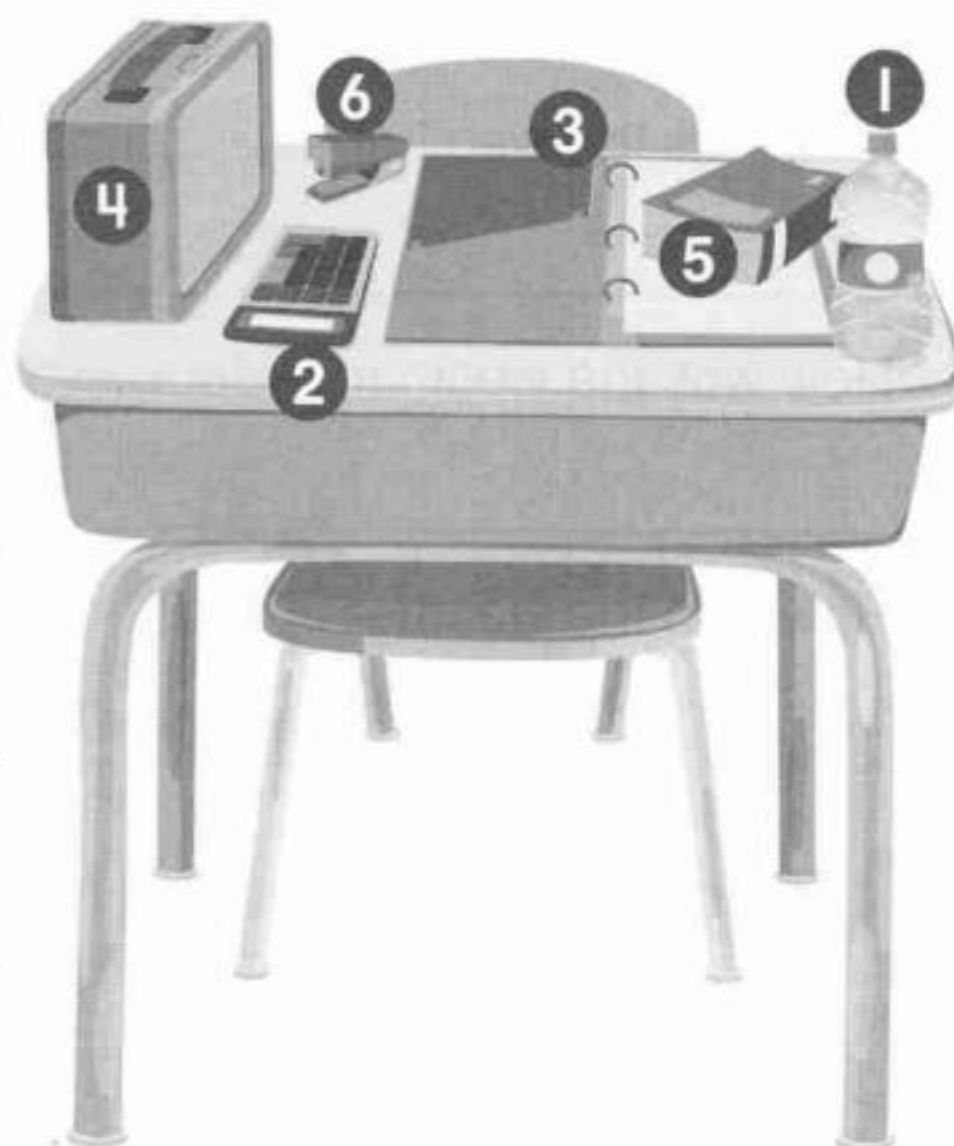
Lesson 1 School Supplies

A Unscramble.

- _____ 2. _____
paslrte tawer tobtel
- _____ 4. _____
uhblcoxn oirdiynta
- _____ 6. _____
eldofr laoculactr


B What is it? Write.

1. It's a _____
- _____
- _____
- _____
- _____
- _____



C Circle.

1. Where was the dictionary? It was on the table.
under the chair.
on the folder.
2. Where was the lunchbox? It was under the table.
next to the folder.
on the chair.
3. Where was the stapler? It was on the calculator.
under the water bottle.
under the chair.
4. Where was the water bottle? It was on the table.
on the folder.
on the chair.



D Look at C. Write.

1. What was on the table?
A and a on the table.
2. under the chair?
3. on the folder?
4. next to the calculator?

Lesson 2 Art Supplies

A Do the puzzle.

Across →

1.



2.



3.



Down ↓

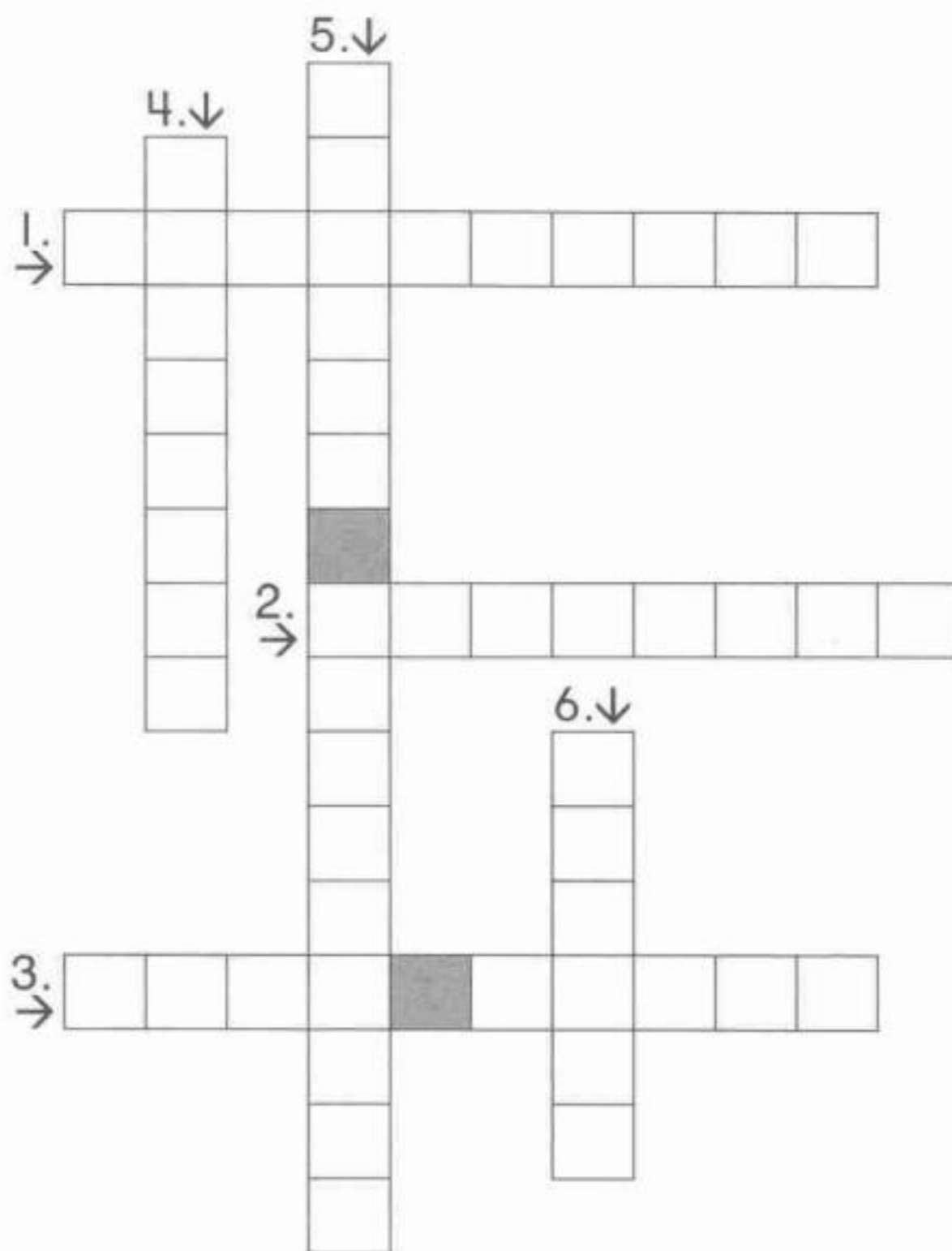

4.



5.



6.



B Circle.

- There weren't some scissors on the table.
any
- There were some magazines on the chair.
weren't
- There were some posters on the wall.
any
- There were any glue sticks on the chair.
weren't
- There weren't some dictionaries on the bookshelf.
any
- There were some calculators on the desk.
weren't

C Write.

1.



Were there _____ pencil
sharpeners on the desk?
Yes, _____

2.




_____ posters
_____ wall?
No, _____

3.



_____ calculators
_____ desk?
Yes, _____

4.



_____ scissors
_____ sofa?
Yes, _____

5.



_____ magazines
_____ bed?
Yes, _____

6.



_____ glue sticks
_____ chair?
No, _____

Lesson 3 Story

A Number.



B Read and match.



How do you spell "Monday"?



Well, it was dirty. There was garbage everywhere.



How was your day at the park?



M-O-N-D-A-Y.



Look at the river. It's dirty.



Now it's clean!

C Unscramble and match.

1. How do you spell



?

•

•

_____ _____

oblchxun

2. How do you spell



?

•

•

_____ _____

egzinmaa

3. How do you spell



?

•

•

_____ _____ _____

clcraatulo

4. How do you spell



?

•

•

_____ _____

sicssros

D Look at the circles in C. Unscramble.

G	_____	_____	_____	_____	j	_____	_____	l
---	-------	-------	-------	-------	---	-------	-------	---

E Write.

1. What can you clean up?

I can clean up _____

2. When can you clean up?

I can clean up _____

3. Who can help you?

_____ can help me.

Lesson 4 Technology

A Write.

1.




2.



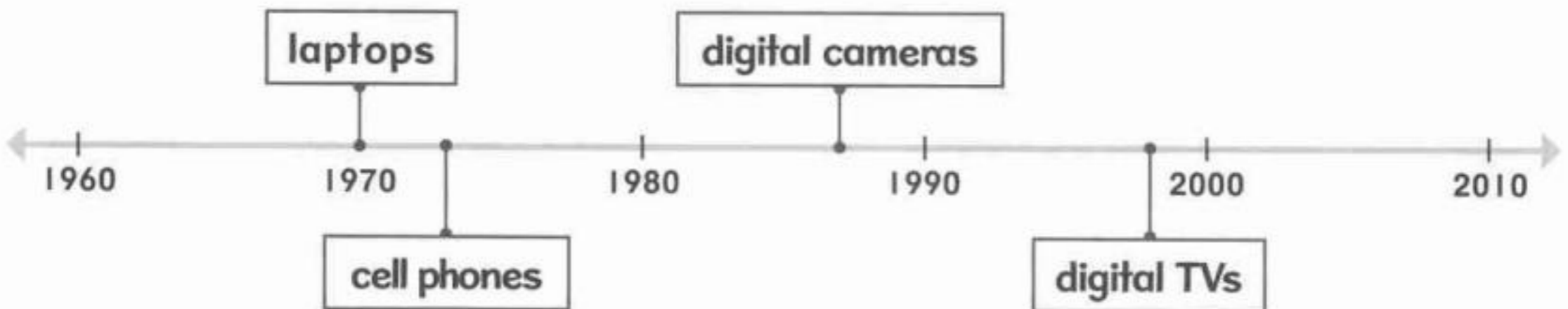
3.



4.



B Circle.



- | | | |
|---|-----|----|
| 1. There were cell phones in 1980. | Yes | No |
| 2. There weren't any digital cameras in 1956. | Yes | No |
| 3. There were digital TVs in 1986. | Yes | No |
| 4. There were laptops in 1948. | Yes | No |

C Look at **B**. Write.

1.



Were there _____ in 1998?

_____, there were.

2.



_____ 1930?

3.



_____ 2005?

4.



_____ 1957?

D Circle.

BEFORE 1850	AFTER 1850

1. Were there trains before 1850?

Yes No

2. Were there computers before 1850?

Yes No

3. Were there cars after 1850?

Yes No

4. Were there cameras before 1850?

Yes No

5. Were there TVs before 1850?

Yes No

Review 4

A Write.

1.



Where was _____ ?

_____ weather yesterday?

2. Were they _____ ?

_____ on the bookshelf.



3. _____ paintbrushes on
the bookshelf? _____

_____ magazines



Yes, _____

4. _____ in 1945.

_____ like this.

_____ cell phones


after 2000? _____



A Read and circle.

David's Fun Day

I'm David. Yesterday, it was sunny and hot. I was at an amusement park with my friends. There were a pool and an aquarium at the amusement park. There was a toy store, too. It was fun!



- | | | |
|--|-----|----|
| 1. It was cold and rainy yesterday. | Yes | No |
| 2. David was at the amusement park with his friends. | Yes | No |
| 3. There was a pool at the amusement park. | Yes | No |
| 4. There was a bookstore, too. | Yes | No |

B Look at **A**. What about you? Write.

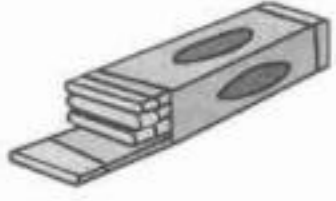
CC

My Fun Day

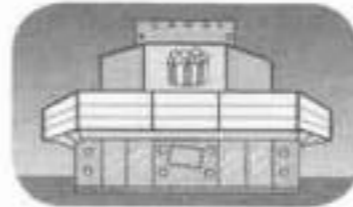
I'm _____, it was _____
 and _____. I was at _____ with my _____
 _____. There were a _____ and _____
 a _____ there. It was fun!

My Picture Dictionary

Unit 1



Unit 2




















Unit 3

































Unit 4

































Unit 5


















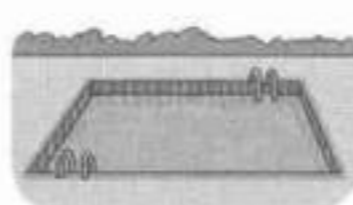




Unit 6




Unit 7













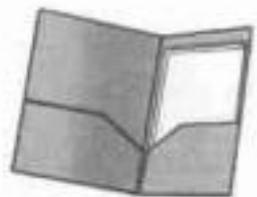








Unit 8


































Everybody UP

Oxford › making  digital sense

- Student Book
- Student Book with Student Audio CD of vocabulary and songs
- Workbook
- Workbook with Online Practice
- Teacher's Book with Test Center and Online Practice
- Class Audio CDs
- Oxford iTools
Digital Classroom Resources

Everybody Up is a seven-level course that motivates children by linking the English classroom to the wider world.

- ★ **Children connect** with the **Everybody Up Friends**, who motivate them to speak English.
- ★ **Colorful cross-curricular lessons** in every unit provide practical links to other school subjects.
- ★ **Great songs** by award-winning songwriters keep children practicing English – even at home.
- ★ **Fun stories** from real life highlight universal values such as being kind and polite.

www.oup.com/elt/everybodyup



Recommended Readers
Oxford Read and Discover
Level 3

OXFORD
UNIVERSITY PRESS

www.oup.com

