

Our Discovery Island

STARTER

PUPIL'S BOOK



Tessa Lochowski
Series Consultant Jeanne Perrett

Our Discovery Island

Family Island

PUPIL'S BOOK

STARTER

Contents

| | |
|---------------|----|
| Welcome | 2 |
| 1 My birthday | 4 |
| 2 At school | 12 |
| 3 My family | 20 |
| 4 My body | 28 |
| 5 My pets | 36 |
| 6 My house | 44 |
| 7 Food | 52 |
| 8 I'm excited | 60 |
| Goodbye | 68 |
| Festivals | 70 |
| Cut outs | 73 |



Welcome

1



Listen and sing.

2




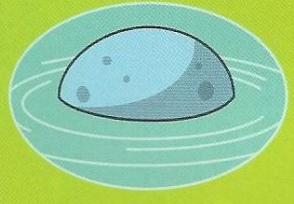
Listen and find.



3




Listen and say. Then play.



4





Listen and chant.



5



Listen and sing.





My birthday



1



Listen and say.

2



Listen and ✓.

3



Listen and chant. Then find.



4



Count. Then listen and say.

1



5

2



3




5



Listen and find. Then sing.

SONG



6



Find and draw. Then say.



7



Colour and say.

SKILLS



8



Listen and say.

SOUNDS FUN!





9



Listen and look. Then act.

STORY




10



Listen and number.

SCIENCE



11




Complete the pictures. Then say.


1



2




3



4



5



12



Listen. Then play.

ROUND-UP



13



Listen and do.



14



Listen, stick, then trace.

I CAN DO IT!

1



pink

2



brown

3



blue

4



green

5



purple

6



yellow

7



white

8



red

9



black

10



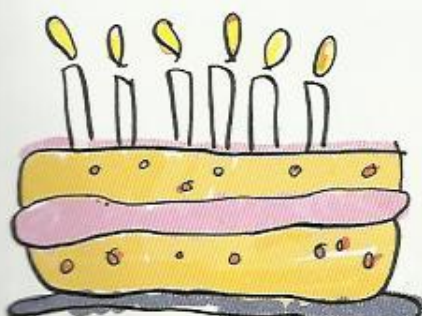
orange



15



Draw and say.



Now go to Family Island.

2

At school



1



Listen and say.



2



Listen and ✓.



3



Listen and chant. Then find.



4

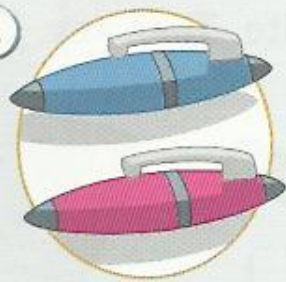


Listen and circle. Then say.

1




2



3



4




5



Listen and find. Then sing.

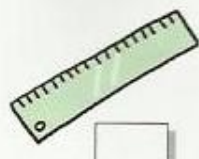
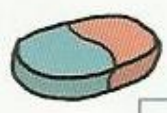
SONG



6



Count and write. Then say.




SKILLS

7



Listen and ✓.



Now make and play (page 73).

SOUNDS FUN!

8



Listen and say.

r



l

9



Listen and look. Then act.

STORY



MUSIC

10




Listen and point. Then mime.



11



Listen and number. Then play and say.



12



Listen.
Then colour and play.

ROUND-UP



START



13



Listen and do.

14



Listen, stick, then trace.

I CAN DO IT!



2

pen

1



ruler



3

pencil

4



rubber



6

chair



7

table

5




book



15



Draw and say.



Now go to Family Island.

3 My family



1



Listen and say.

2



Listen and ✓.



3

1:41



Listen and chant. Then find.



4

1:42



Listen and write. Then say.

1



2



3



4



Lesson 2

photo. This is my (brother). He's (one). *Family. Numbers.* (How old is he?)

5



Listen and find. Then sing.

SONG



6



Find. Then draw and say.

1



2



3



4



SKILLS

7




Point and say.

1



2




8



Listen and say.

SOUNDS FUN!

S



Z

9



Listen and look. Then act.


STORY






Listen and ✓.

SOCIAL SCIENCE



Draw and say.



12



Listen. Then play
Os and Xs.

ROUND-UP

| | | |
|-----------------------------------|-----------------------------------|-----------------------------------|
| <p>1 <input type="checkbox"/></p> | <p>2 <input type="checkbox"/></p> | <p>3 <input type="checkbox"/></p> |
| <p>4 <input type="checkbox"/></p> | <p>5 <input type="checkbox"/></p> | <p>6 <input type="checkbox"/></p> |
| <p>7 <input type="checkbox"/></p> | <p>8 <input type="checkbox"/></p> | <p>9 <input type="checkbox"/></p> |

13




Listen and mime.



14



Listen, stick, then trace.

**I CAN
DO IT!**


15



Draw and say.



Now go to Family Island.



4 My body



1




Listen and say.

2



Listen and ✓.



3



Listen and chant. Then find.



4



Listen and number. Then say.



5



Listen and find. Then sing.



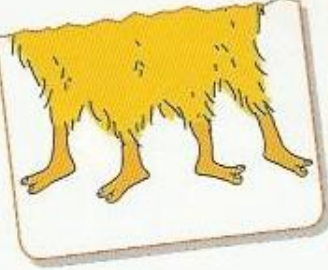

SONG



6



Match and count. Then say.



7



Listen and number.

SKILLS



Now make and play (page 75).



8



Listen and say.

SOUNDS FUN!

h



g

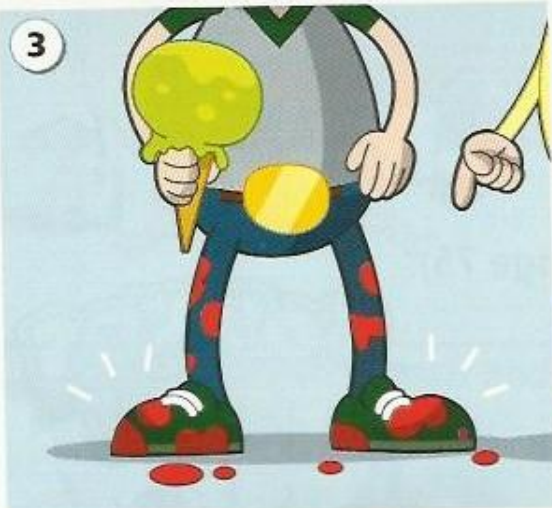


9



Listen and look. Then act.

STORY



10



Listen and number.

SOCIAL SCIENCE



11



Point and say. Then act.



Lesson 6

dirty, face. I've got a (clean) face. Wash your (hands). clean, feet, hands. Colours

12



Listen. Then play.

ROUND-UP



13



Listen and do.



I CAN DO IT!

14




Listen, stick, then trace.



head

1



arms

2



hands

3



4



legs



feet

5



15



Draw and say.



Now go to Family Island.

5 My pets



1



Listen and say.

2



Listen and ✓.





Listen and chant. Then do.



Listen and ✓ or ✗. Then say.




5



Listen and find. Then sing.

SONG



6



Find and match. Then colour and say.



1




2



3



4




SKILLS

7



Listen and point. Then play.



SOUNDS FUN!

8



Listen and say.

d







t



Listen and look. Then act.

STORY



SCIENCE

10



Match. Then listen and say.

1



2




3



11



Number. Then listen and say.



Lesson 6


chick, kitten, puppy. The (dog)'s got a... bird, cat, dog, egg. It's (an egg).

12



Listen. Then play.

ROUND-UP



| | | | | | | | |
|--|---|--|--|--|--|--|--|
| | | | | | | | |
| | ✓ | | | | | | |
| | | | | | | | |

13



Listen and do.

I CAN DO IT!

14



Listen, stick, then trace.

1



dog

2



tortoise

3



mouse

7



cat

4



parrot

5



frog

6



rabbit



15



Draw and say.



Now go to Family Island.

6 My house



1



Listen and say.

2



Listen and ✓.



3



Listen and chant. Then find.



4



Listen and ✓ or ✗. Then say.



Lesson 2

bed. Where's my (dad)? He's in the (bathroom). Rooms. (Is he in the bedroom?)

5



Listen and find. Then sing.

SONG



6




Match and say.

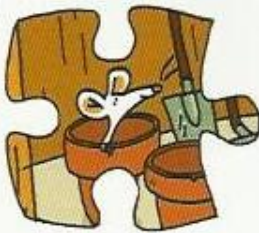
1



2



3



SKILLS

7



Listen and say.



Now make and play (page 77).



8



Listen and say.

SOUNDS FUN!



W




V

9



Listen and look. Then act.

STORY




GEOGRAPHY

10



Listen.
Then number.



11



Find and say.



1



2



3



4





12



Listen. Then ✓ and say.

ROUND-UP



13



Listen and do.

14



Listen, stick, then trace.

I CAN DO IT!

1



bedroom

2



window

3



bathroom

4



living room

5



door

6



kitchen

15



Draw and say.



Now go to Family Island.

My house

7 Food



1



Listen and say.

2



Listen and ✓.



3



Listen and chant. Then find.



4



Listen and match. Then say.



5



Listen and find. Then sing.

SONG



6



Draw and say.

| | | | | | | |
|----|--|--|--|--|--|--|
| | | | | | | |
| | | | | | | |
| Me | | | | | | |

SKILLS

7



Listen and guess.
Then play.



SOUNDS FUN!

8



Listen and say.

j



y



Listen and look. Then act.

STORY



SCIENCE

10



Listen and number.









11



Draw and say.



Lesson 6

bad, chocolate, good, salad. It's (good) for me. cake, Food. I like... (Is it bad for me?)

12



Listen. Then play.

ROUND-UP

| | | |
|--|--|--|
| | | |
| | | |
| | | |

13



Listen and mime.

I CAN DO IT!

14



Listen, stick, then trace.

1



bread

2



cheese

7



fruit

6



juice

4



milk

5



meat

3



yoghurt





15



Draw and say.




My food



Now go to Family Island.

8 I'm excited



- 1  3:17  Listen and say.
- 2  3:18 Listen and ✓.



3



Listen and chant. Then find.



4



Listen and number. Then say.



5



Listen and find. Then sing

SONG



6



Match. Then say.

1




2



3



4



7



Listen and number.

SKILLS



Now make and play (page 79).

8



Listen and say.

SOUNDS FUN!

sh



ch

Lesson 4


cheetah, shadow, shark, shell, chair, cheese, chocolate, Emotions. Sounds: /ʃ/ /tʃ/

9



Listen and look. Then act.

STORY



SCIENCE

10



Listen. Then point
and say.



11



Match. Then say.

1



2



3



4



12



Listen. Then play.

ROUND-UP

| | | | | | |
|--|--|--|--|--|--|
| | | | | | |
| | | | | | |
| | | | | | |
| | | | | | |



13



Listen and do.

I CAN DO IT!

14



Listen, stick, then trace.

1



hungry

2



thirsty

3



tired

4



excited

5



scared



15



Draw and say.



Now go to Family Island.



Me




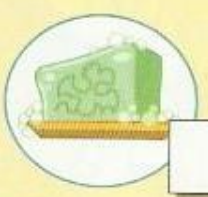




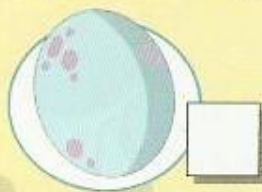


Goodbye

1  3:33 Listen and find.



2  3:34  Listen and number. Then play.

| | | | | |
|--|--|---|--|--|
|  <input type="text"/> |  <input type="text"/> |  <input type="text"/> |  <input type="text"/> |  <input type="text"/> |
|  <input type="text"/> |  <input type="text"/> |  <input type="text"/> |  <input type="text"/> | |

3



Listen and sing.



Goodbye!

4



Draw and colour.
Then trace.



Wave goodbye. Don't be sad. bed, blanket, book, egg, milk, mouse, photo, soap, torch. Where's the...? I've got the...

Halloween

1  3:36  Listen and chant.



2   Make and play.




Christmas

1




Listen and sing.



2



Make and say.



Easter

1



Find and circle. Then sing.



2

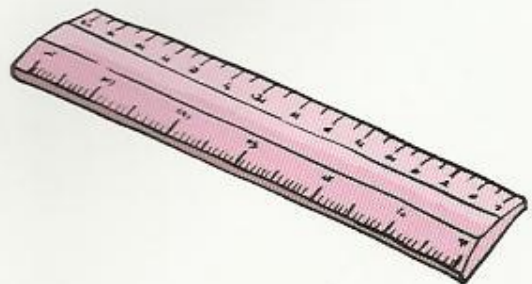
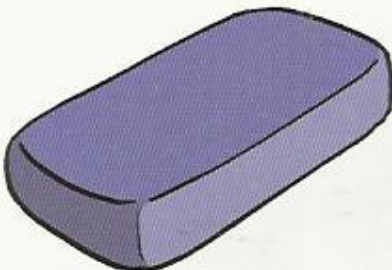
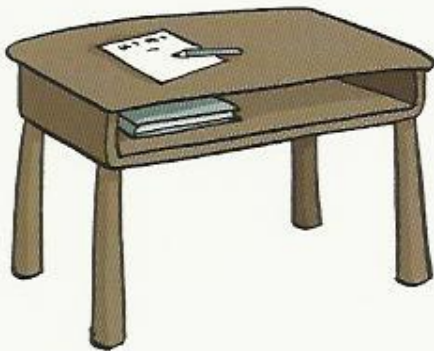
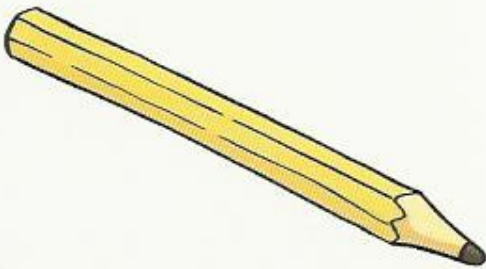
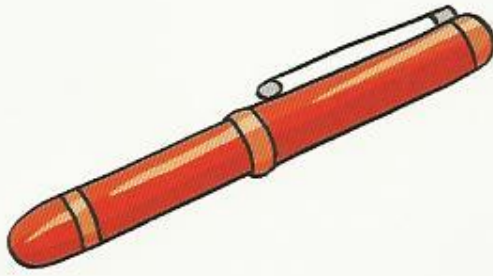


Make and play.



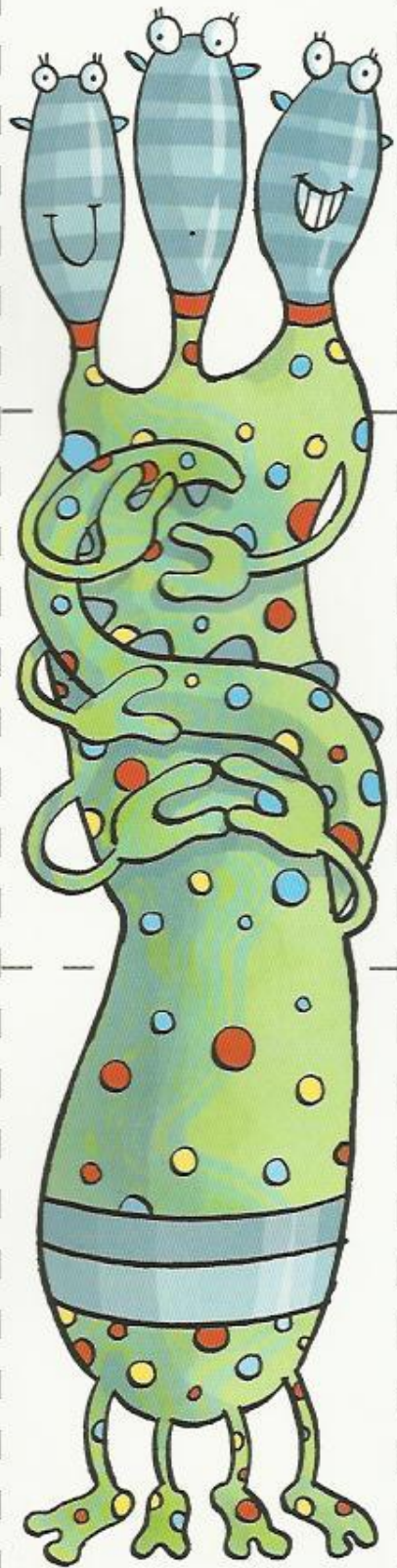



Cut outs. Unit 2, Lesson 4, Page 15.







Cut outs. Unit 4, Lesson 4, Page 31.





Cut outs. Unit 6, Lesson 4, Page 47.





Cut outs. Unit 8, Lesson 4, Page 63.

