


Our Discovery Island



PUPIL'S BOOK



Linnette Ansel Erocak
Series Consultant Jeanne Perrett

Pearson Education Limited
Edinburgh Gate
Harlow
Essex CM20 2JE
England
and Associated Companies throughout the world.

Our Discovery Island™

www.ourdiscoveryisland.com

© Pearson Education Limited 2011

The Our Discovery Island series is an independent educational course published by Pearson Education Limited and is not affiliated with, or authorised, sponsored, or otherwise approved by Discovery Communications LLC or Discovery Education, Inc.

The rights of Linnette Ansel Eroca to be identified as author of this work have been asserted by her in accordance with the Copyright, Designs and Patents Act 1988.

Stories on pages 8, 16, 24, 32, 40, 48, 56 and 64 by Steve Elsworth and Jim Rose. The rights of Steve Elsworth and Jim Rose to be identified as authors of this work have been asserted by them in accordance with the Copyright, Designs and Patents Act 1988.

All rights reserved; no part of this publication may be reproduced, stored in a retrieval system, or transmitted in any form or by any means, electronic, mechanical, photocopying, recording, or otherwise without the prior written permission of the Publishers.

First published 2011
Third impression 2013
ISBN: 978-1-4082-3852-3

Set in Fiendstar 17/21pt
Printed in China
SWTC/03

Picture Credits

The Publisher would like to thank the following for their kind permission to reproduce their photographs:

(Key: b-bottom; c-centre; l-left; r-right; t-top)

Alamy Images: 17tr, 17cr (top), 41 (5), Aflo Foto Agency 67 (4), Blend Images 17tl, ceredigionpix 67 (5), Corbis Premium RF 63 (dogs), 79 (dogs), Corbis Super RF 65 (4), Design Pics Inc 65 (1), Hugh Threlfall 30 (2), Image Source 17cl (top), 33 (3), 57cr (top), imagebroker 67 (3), Janine Wiedel Photolibrary 57tr, Kim Karpeles 63 (dolls), 79 (dolls), Martin Bennett 77 (pizza), MBI 57tl, MIXA 25 (stamp), ShinyPix 63 (cars), 79 (cars), Simon Price 63 (snowy), 79 (snowy), Tim Gainey 65 (3), Way Out West Photography 63 (sunny), 79 (beach), Wig Worland 67 (2); **Trevor Clifford:** 7, 18, 25 (clap), 25 (swim), 26, 30t, 33t, 38, 46, 47, 55, 63t, 70, 71, 72; **Corbis:** Comstock 57cl (top), Joe McDonald 41 (4); **DK Images:** 51 (8), Dave King 39 (goat), DK 27tr, Steve Shott 9 (doll); **iStockphoto:** alxpim 41 (sun), Carolina K. Smith, M.D 41 (moon), Cathleen Clapper 77 (eggs), Clayton Hansen 59 (1), Derek Latta 25 (dance), DNY59 30 (3), 51 (3), Eric Isselee 43 (1), Eric Isselee 43 (4), Floortje 49 (cheese), 63 (dresses), 77 (chicken), 79 (dresses), Gary Sludden 59 (3), Gina Smith 59 (2), Ivan Kmit 77 (cheese), Jaimie Duplass 27br, Jason Lugo 67 (1), Ju-Lee 43 (6), Karen Stork 49 (bread), Kseniya Abramova 63 (horses), 79 (horses), Kutay tanir 63 (bananas), 79 (bananas), Linda Steward 39 (duck), Manley099 39 (dog), Michael Valdez 49 (salad), Mistikas 51 (5), Oliver Hamalainen 77 (apples), RedHelga 77 (bananas), Robyn Mackenzie 63 (salad), 77 (salad), 79 (salad), Sabina Schaaf 51 (2), Scrambled 51 (4), Subjug 77 (bread), Vasko Miokovic 49 (pizza), Zoran Kolundzija 9 (boat); **Jupiterimages:** Image Source 47 (fish); **Photolibrary.com:** Caste 49 (fish), Comstock 65 (5), EA. Janes 41 (6), George Shelley 17bl, Glow Images, Inc 17cl (bottom), Image source 27tc, Mike Kenip 25 (shake), Monkey Business Imaged Ltd 17cr (bottom), Photodisc 25 (move), 27tl, Photos India 25 (wave), Radius Images 19t, Robert Golden 51 (1), Siepmann 33 (2), Sugar Gold Images 17br; **Shutterstock:** aleks.k 41 (1), Ambient Ideas 73cl, arkasha 1905 51 (6), bat-2 11 (3), Best Photo 1 65 (2), Carlos Moura 11 (2), Cindy Minear 25 (touch), dendong 59 (5), Dmitriy Shironosov 27bl, Elena Aliaga 49 (cereal), Eric Isselee 39 (cow), 39 (hen), 39 (sheep), 43 (3), Galayko Sergey 30 (4), Gelpi

25 (jump), Gemenacom 11 (4), Gorin 73bl, grafikfoto 41 (2), Joe Gough 49 (toast), Karkas 59 (6), Katja Kodba 43 (2), Martin Muransky 49 (eggs), Nikolai Pozdeev 51 (7), 77 (rice), Oculo 11 (6), Olga Itina 39 (horse), original punkt 35c, Pixelbliss 49 (chicken), Rafa Trusta 59 (4), Robert Taylor 41 (3), Silvano Audisio 9 (car), Tobik 49 (rice), Utekhina Anna 39 (cat), Vera Volkova 49 (apples), Vladislav Susoy 39 (frog); **SuperStock:** i love images 30 (1); **Thinkstock:** Hemera Technologies 9 (ball), 11 (1), 11 (5), 43 (5), 73br, istockphoto 33 (1), Jupiter Images 73cr

Every effort has been made to trace the copyright holders and we apologise in advance for any unintentional omissions. We would be pleased to insert the appropriate acknowledgment in any subsequent edition of this publication.

All other images © Pearson Education Ltd

Illustration Acknowledgements

(Key: b-bottom; t-top)


Bill McGuire (Shannon Associates) 2, 3, 4, 5, 8, 12, 13, 16, 20, 21, 24, 28, 29, 32, 36, 37, 40, 44, 45, 48, 52, 53, 56, 60, 61, 64, 68, 69; Adam Clay 7c, 23c, 38b, 49b, 55c; Joelle Dreidemy (The Bright Agency) 6tc, 14, 22t, 30t, 38t, 46t, 54t, 62, 70, 71; Sue King (Plum Pudding) 15t, 22b, 25t, 31t, 35t, 54b, 57b, 73, 75; Katie McDee 10, 18, 26, 34, 42, 50, 58, 66; Jackie Stafford 7b, 15b, 23b, 31b, 39b, 47b, 55b, 63b, 72b;

**Our
Discovery
Island**

Tropical Island

PUPIL'S BOOK

Contents



Welcome	2
1 My toys	4
2 My family	12
3 My body	20
4 My face	28
5 Animals	36
6 Food	44
7 Clothes	52
8 Weather	60
Goodbye	68
Festivals	70
Cut outs	73



Welcome

1



Listen and sing.

2



Listen and find. Then read.



Lindy



Joe

3



Listen and chant.

one

1

red

two

2

orange

three

3

yellow

four

4

purple

five

5

blue

six

6

green

seven

7

pink

eight

8

red

nine

9

orange

ten

10

yellow

4





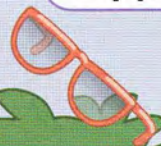

Listen and chant.



Pippin the parrot



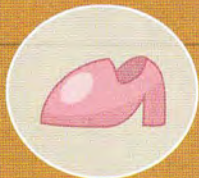
Emily



5



Look. Then listen and sing.





My toys



doll

car

boat

ball

1






Listen and say.

2



Listen and ✓.



3



Listen and chant.



train







bike

4



Listen and colour. Then say.




SONG

5




Listen and point. Then say.



6



Listen and find. Then sing.



7



Listen and say. Then ask and answer.

How many dolls?

Eleven dolls.



SKILLS

8



Say and colour.
Then play Bingo.



It's a car.
It's red.

SOUNDS FUN!

9



Listen and say.




A hen with a red pen.








A doll in a box with a frog.




11  Look and write.

1	2	3	4	5	6	7	8		10
11		13		15		17	18		20

12   Listen and point. Then look and draw.

 plus  minus  equals



13  Draw some sums for a friend.

14



Listen. Then play.

ROUND-UP

It's a doll.
It's pink.

It's a doll.
It's pink.

It's green.

Finish

It's a doll.

It's blue.

Start

It's pink.

15



Listen and do.



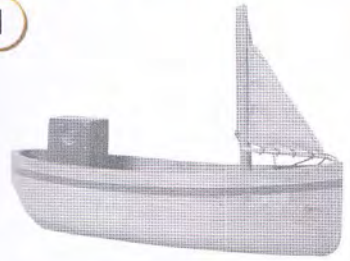
I CAN DO IT!

16




Listen, stick, then trace.

1



boat

2



train

3



doll

4




bike

5



ball


6



car



17




Draw two of your toys. Then write.

Look at my toys!

A _____

and a _____.



Now go to Tropical Island.

2 My family

house

granny

dad

grandad



1



Listen and say.

2



Listen and ✓.



3

1:26



Listen and chant.

mum



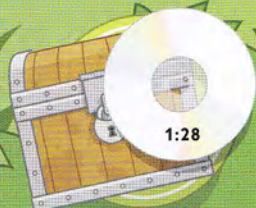
sister



brother



garden



4

1:27



Listen and find. Then say Yes or No.



5



Listen and find. Then sing.

SONG



6



Listen. Then ask and answer.




SKILLS

7



Play the game (page 73).



SOUNDS FUN!

8





Listen and say.



Mum's on a bus with a bug.



Dad's in a van with a map.



SOCIAL SCIENCE

10



Listen and point.
Then say.




young

baby




sister

brother



dad

mum



old


granny

grandad

11



Number the pictures.



12



Make a poster about your family.



13



Listen. Then play.

ROUND-UP



Where's the dad?

He's in the kitchen.



14



Listen and do.



15



Listen, stick, then trace.

**I CAN
DO IT!**

granny mum

granddad dad

brother sister me

Stick

16



Draw. Then write.

This is my house.

This is my _____.

He's/She's in the _____.



Now go to Tropical Island.

3

My body



head

body



arms

legs



1






Listen and say.

2



Listen and ✓.



3



Listen and chant.



fingers




hands



feet



toes



4



Listen and number. Then say.



5



Listen and find. Then sing.

SONG



6



Listen. Then say and do.



I've got two feet.

Stamp your feet.



SKILLS


7



Listen. Then play.

I'm purple. I've got eight arms.

Number 2!
Wave your arms.



SOUNDS FUN!




8





Listen and say.

A **big** pink fish
with **three** green feet.





10  

Listen and say.



jump



dance



swim

11  

Listen and number. Then do.



Clap your hands.



Jump.



Stamp your feet.



Wave your arms.



Move your head.



Dance.




Touch your toes.



Shake your body.



Swim.

12  Make your own exercise routine.



13



Listen. Then play.

ROUND-UP



I've got two feet.



Stamp your feet.

<p>Start</p>	<p>hands</p>	<p>arms</p>
<p>arms</p>	<p>head</p>	<p>toes</p>
<p>body</p>	<p>fingers</p>	<p>feet</p>
<p>feet</p>	<p>legs</p>	<p>Finish</p>

14



Listen and do.

15



Listen, stick, then trace.

I CAN DO IT!

1

Wave your arms.

2

Move your legs.

3

Touch your toes.

4



Jump.

5

Clap your hands.

6



Dance.

16



Draw your body. Then write.

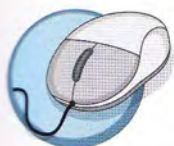


I've got two _____

and two _____.


I've got ten _____

and one _____.



Now go to Tropical Island.

4 My face



1

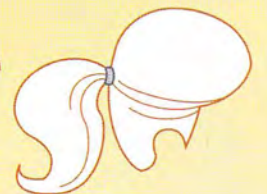
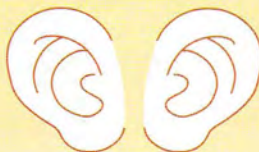


Listen and say.

2




Listen and ✓.



3



Listen and chant.



4



Listen and draw.

1



2




5



Listen and find. Then sing.

SONG



6



Listen and point. Then play.



She's got a big nose.

Number 1.




SKILLS

7



Make a face.
Then play (page 75).




SOUNDS FUN!


8



Listen and say.




Old clothes for a big nose.



A baby plays with shapes.



STORY



10



Listen and point.
Then say.

1

circle

2

triangle

3

square

4

rectangle

5

It's a face.

11



Count and write.

1

___ circles

2

___ triangle
___ squares
___ rectangles

3

___ triangles
___ squares
___ rectangle
___ circle

12



Find shapes in your classroom.

13



Listen and point.
Then play.

ROUND-UP



It's a nose.

She's got long hair.

Start			
Finish			

14



Listen and do.



I CAN DO IT!

15



Listen, stick, then trace.

He's got ...

green eyes.



short hair.



big ears.



a small nose.



a small mouth.



16




Draw a friend. Then write.

This is my friend.

He's/She's got _____ eyes

and _____ hair.



Now go to Tropical Island.

5

Animals



cow


sheep



duck



goat



1

2:17



Listen and say.

2

2:18

Listen and ✓.



3

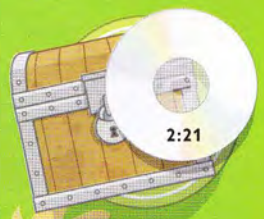


Listen and chant.



horse


hen



4



Listen and number.




5



Listen and find. Then sing.




SONG



6



Listen. Then play.



It's thin. It's brown.
It's got four legs.



It's a cat!

SKILLS

7



Play the game.
Ask and answer.

It's small. It's white.
It's got two legs.

Is it a duck?

Yes!




SOUNDS FUN!

8






Listen and say.



A **brown** cow with a **crown**.



A **short** horse with a **torch**.



SCIENCE

10



Listen and point.
Then say.



1
cow



4
bat



2
horse



3
duck



5
fox



6
owl

11



Read and find. Then write.

What is it?

1
It's red and white.
It's awake at night.
It's a _____.

2
It's got two legs and a big head.
It's awake at night.
It's an _____.

3
It's black and white.
It's awake in the day.
It's a _____.

4
It's got two legs.
It's awake in the day.
It's a _____.

12



Choose an animal. Then describe it.

13



Listen. Then play.

ROUND-UP

Is it brown?

Yes.

Is it fat?

Yes.

Is it a hen?

Yes.

Start

Finish

14



Listen and do.



I CAN DO IT!

15



Listen, stick, then trace.

1



sheep

2



cow

3



horse

4



hen

5



goat

6



duck



16




Draw a farm animal. Then write.

It's _____.

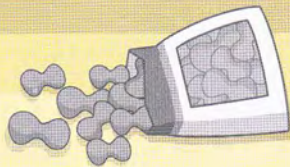
It's got _____ legs.

It's a _____.



Now go to Tropical Island.

6 Food



1

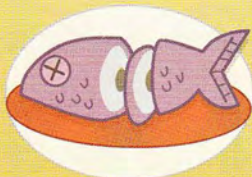
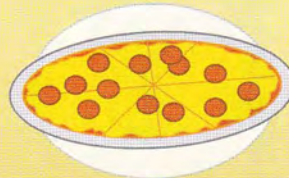


Listen and say.

2



Listen and ✓.



3

2:37



Listen and chant.

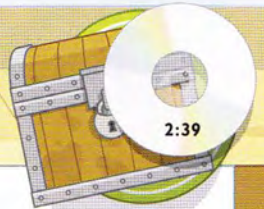



apple

pizza



banana








4

2:38



Listen and ✓. Then say.



5



Listen and find. Then sing.

SONG



6





Listen and point. Then play.



I like fish!

Number 1.



SKILLS


7



Play the game (page 77).

I like ...

I don't like ...




SOUNDS FUN!

8



Listen and say.

I like **m**ice on **b**ikes with **w**hite **r**ice.






1

Happy Birthday Princess Emily ...



2

An apple?




Huh! I don't like apples!

3

Fish?


I don't like fish!



I like fish.

4

I don't like pizza ...



I like pizza!

5

I don't like cake!!



6

I like parrots. Where is my parrot?



SOCIAL SCIENCE

10



Listen and point.
Then say.

eggs

toast

cereal

bananas

breakfast

bread

apples

pizza

cheese

lunch

fish

rice

salad

chicken

dinner

11




Listen and draw. Then say.


1



2



3



12



Make a menu.



13



Listen. Then play.

ROUND-UP

I like fish.

I don't like toast.

Start

breakfast

lunch

dinner

14



Listen and do.

I CAN DO IT!

15  

Listen, stick, then trace.



fish



salad



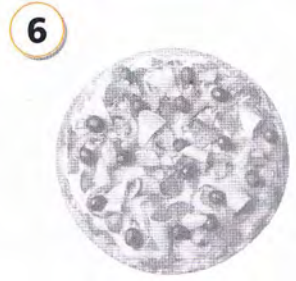
bananas



eggs




apples



pizza



rice




chicken



16 

Draw two foods you like and don't like. Then write.

I like _____
 and _____.
 I don't like _____
 or _____.




Now go to Tropical Island.

7

Clothes



1




Listen and say.

2



Listen and ✓.

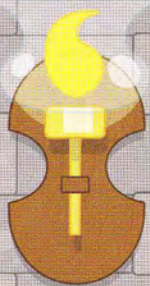


3

3:03



Listen and chant.



trousers



shoes




3:05

4

3:04



Listen and colour. Then say.



5



Listen and find. Then sing.

SONG



6



Listen. Then play.

Take off your shoes.

Number 3!



SKILLS

7




Listen. Then colour and say.



Put on a red sock.

	red		orange		yellow
	blue		green		purple



8




Listen and say.

SOUNDS FUN!

A nurse with a skirt and a purple bird.





SOCIAL SCIENCE

10



Listen and point.
Then say.




firefighter



chef



nurse



police officer

11



Listen and number.



12



Draw your clothes and say.

I'm wearing a green jumper and black trousers.

13



Listen. Then play.

ROUND-UP

Put on your T-shirt.

Take off your shoes.

Start



Go forward two squares.



Go back one square.



Go forward one square.



14



Listen and do.



I CAN DO IT!

15



Listen, stick, then trace.

1 T-shirt

2 trousers

3 shoes

4 socks

5 dress

6 skirt



16

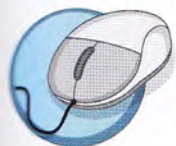



Draw yourself wearing clothes you like. Then write.

Look at me!

I'm wearing _____.

I'm wearing _____.



Now go to Tropical Island.

8

Weather


WELCOME

sunny

snowy

cloudy

1




Listen and say.

2



Listen and ✓.



3

3:21



Listen and chant.

rainy

windy

3:23

4

3:22



Listen and draw. Then say.

1



2



3



4



5



Listen and find. Then sing.

SONG



6



Listen and point. Then play.

I've got a small ball.

It's Picture 1.



SKILLS

7



Listen. Then play (page 79).

Do you like sunny days?



Yes.



snowy days



bananas



horses



sunny days



salad



dolls



pink dresses



dogs



cars


8



Listen and say.

A moose with blue boots on a scooter.

SOUNDS FUN!





1

Oh Pippin.

Awk! Emily!!

2

Oh. I'm sorry! Thank you. My name's Princess Emily.

Wow! You're the princess!

3

Yes, I am! I like your clothes.

Oh! Thank you!

4

But Pippin's my friend.

My new friends. Joe and Lindy.

5

New friends. Oh! Are you hungry?

Yes, we are!

6

WELCOME HOME, PIPPIN!

Now I've got three friends.

10



Listen and say.

Monday **Tuesday** **Wednesday**

Thursday **Friday** **Saturday** **Sunday**

11



Read and write. Then say.

Wednesday Monday Thursday Friday Tuesday

1



It's _____.
It's sunny.

2



It's _____.
It's windy.

3



It's _____.
It's cloudy.

4



It's _____.
It's snowy.

5



It's _____.
It's rainy.

12



Make a weather chart.



13



Listen and follow.
Then say.

ROUND-UP

Start			

14



Listen and do.

I CAN DO IT!

15



Listen, stick, then trace.

1



snowy

2



cloudy

3



sunny

4



rainy

5



windy



16




Draw yourself on your favourite day. Then write.

It's _____.

It's _____.

I like _____ days.




Now go to Tropical Island.

Goodbye


1 3:35

Listen and find.



2 3:36

Listen and number. Then play.



3

3:37

Listen and sing.




4



Trace. Then draw yourself.



Goodbye!



Christmas

1



Listen and sing. Then find and say.



2



Make. Then give and say.

Happy Christmas!




Valentine's Day

1




Listen and sing. Then find and say.



2



Make and play.




Easter

1



Make. Then listen and sing.



2



Play the game.



1

--	--

2

--	--

1		
2		
3		

1		
2		
3		



Cut outs. Unit 2, Lesson 4, Page 15.



Name: _____

Name: _____

Name: _____

Name: _____

Name: _____

Name: _____

Name: _____



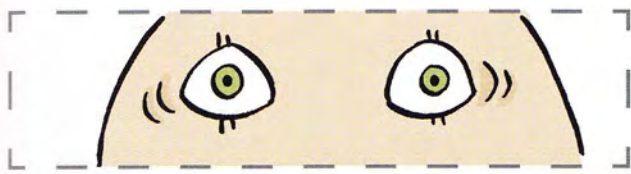
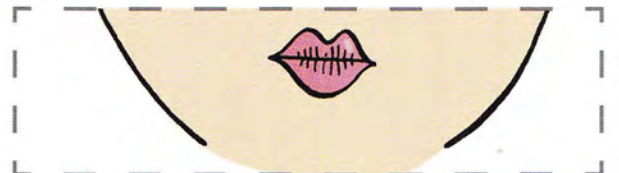



Name: _____

Name: _____

Name: _____



Cut outs. Unit 4, Lesson 4, Page 31.





Cut outs. Unit 6, Lesson 4, Page 47.





Cut outs. Unit 8, Lesson 4, Page 63.



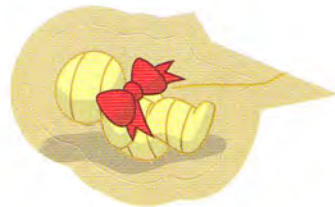
Welcome



Unit 1 My toys



It's a car. It's red.



Unit 2 My family



Where's my dad?

He's in the bathroom.



Unit 3 My body



Move your legs.



Unit 4 My face



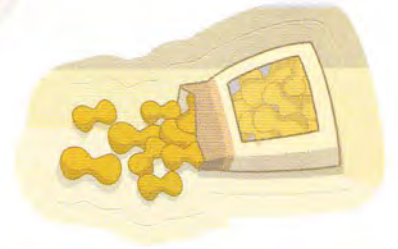
She's got big eyes.
He's got small eyes.

Unit 5 Animals



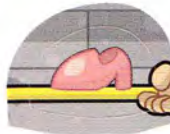
It's yellow. It's got
two legs. It's a duck.

Unit 6 Food




I don't like
fish.

Unit 7 Clothes



I'm wearing
a brown coat.

Unit 8 Weather



It's sunny.

I like sunny days.



ACCESS CODE

Tropical Island

You will find your unique access code to register for Our Discovery Island in the box below. You need to register this code to gain access to your island.



The access code can only be used once. Don't buy this book if the protective coating has been scratched off.

If your teacher has given you a Class ID code write it in the box below.

Class ID:

To register your code:

- Go to www.ourdiscoveryisland.com
- Click on the 'New user' button.
- Follow the on-screen instructions and fill in the registration form.
- Write your user name and password somewhere safe, then click 'Register' to activate your account.
- You are now ready to play.

Need help?

If you need technical support, please visit
<http://pearsonsupport.helpserve.com>

Tropical Island




Welcome to *Our Discovery Island*, a six-level primary English series that engages children in 21st century learning. Inspire every one of your pupils to learn English!

Our Discovery Island...

- **Reaches:** Online adventures on themed islands develop the cognitive, emotional, and social skills of the **whole learner**.
- **Teaches:** Links to daily life through cross-curricular connections and authentic texts **immerse** pupils in English.
- **Gets Results:** Guided communication, collaboration, fun characters and engaging stories **motivate** and make learning English more exciting than ever before!

Help us find
Princess Emily!



www.ourdiscoveryisland.com

ISBN 978-1-4082-3852-3



9 781408 238523 >