


# BIG

# ENGLISH 1



Mario Herrera  
Christopher Sol Cruz

PUPIL'S BOOK with **MyEnglishLab**

ALWAYS LEARNING

PEARSON

## Pearson Education Limited

Edinburgh Gate

Harlow

Essex CM20 2JE

England

and Associated Companies throughout the world.

www.pearsonelt.com/bigenglish

© Pearson Education Limited 2014

Authorised adaptation from the United States edition entitled Big English, 1<sup>st</sup> Edition, by Mario Herrera and Christopher Sol Cruz. Published by Pearson Education Inc. © 2013 by Pearson Education, Inc.

All rights reserved; no part of this publication may be reproduced, stored in a retrieval system, or transmitted in any form or by any means, electronic, mechanical, photocopying, recording, or otherwise without the prior written permission of the Publishers.

First published 2014

ISBN: 978-1-4479-5066-0

Set in Lab Avenir

Editorial and design management by Hyphen S.A.

Printed in China

### Acknowledgements

The publisher would like to thank the following for their kind permission to reproduce their photographs:

(Key: b-bottom; c-centre; l-left; r-right; t-top)

**Age Fotostock Spain S.L.:** Ruth Black 82 (playing), Robert Daly 118 (f), Hybrid Images / Cultura 82 (brushing), Image Source 91c/4, Insy Shah / Gulf Images 17/3, DU BOISBERRANGER Jean 58 (a), Juice Images 122/2; **Alamy Images:** Aflo Foto Agency 115/1 (a), Anna Maloverjan / Alamy 56cr, Caro / Alamy 70/1, Chris Ryan / Alamy 68/15 (4 right), dave stamboulis / Alamy 68/15 (1 left), IMAGEMORE Co., Ltd. / Alamy 56cl, Jeff Morgan 09 120/2, 125/28 (a), JTB MEDIA CREATION, Inc. 58 (b), Jurgen Magg 120/3, 125/28 (c), Kuttig - People - 2 120/5, 125/28 (e), Semen Lihodeev 50/2, 57/3 (dress), Michael Matthews 68/14 (houseboat), MBI / Alamy 34l, 46/6 (left), 98/19 (b), Michael Willis / Alamy 40b (computer), nikreates 90/4, 101/2 (a), 122 (c right), 126/1 (carton), ONOKY - Photononstop / Alamy 23t, 28, 46/3, Sally and Richard Greenhill 120/4, 125/28 (b), sayoga / Alamy 108/15 (1), Septemberlegs / Alamy 68/15 (2 right), StockImages / Alamy 96/15 (sweet sugar), Tetra Images / Alamy 33/4 (b), 70/4, Wildscape 120/1, 125/28 (d); Corbis: Andersen Ross / Blend Images 42 (a), Heide Benser 62/7, Hero Images 70/2, JGI / Jamie Grill 1l, Ocean 22, 26, Vast Photography / First Light / Corbis 42 (b), Wavebreak Media Ltd 1cl; DK Images: Andy Crawford 9/17 (point), 45b (2), 45b (4); Fotolia.com: air 42 (c), Alexandr Ozerov 56/1, 57/1 (hot), amidala 85/27 (d), Andres Rodriguez 29 (c), 84br, apops 29 (d), 29b (left & centre), T2B, Arsgera 102/8, Atiketta Sangasaeng 10/1, 21 (c), bARTiko 108/15 (3), byrdyak 74/6, 86/5 (horse), CandyBox Images 30r, Chris leachman 96/14 (biscuits), dave timms 108/15 (2), Delmas Lehman 85/27 (a), dimedrol68 10/7, 46/2 (pencil), emirkoo 85/27 (c), Eric Isselée 45/1 (b), 108/14 (bird), Ever 96/15 (salty crisps), 97/16 (crisps), fir4ik 40t (smell), ffoxfoto 80 (calf), Gabees 102/3, 110/4, gemenacom 50/10, 57/2 (t-shirt), gena96 96/14 (chips), 96/15 (salty chips), 97/16 (chips), Giuseppe Porzani 90/11, 97/16 (pasta), 101/1 (b), Giuseppe\_R 33/1 (b), hellkitty 108/15 (4), herosi973 90/1, 97/16 (cake), iofoto 115/2 (a), itsallgood 45/4 (a), Iuliia Metkalova 17/2, ivan gusev 108/14 (kite), Ivonne Wierink 10/10, jackmicro 68/15 (2 left), 68/15 (4 left), jjpixs 114/3, 115tl, 125/27 (b), JM Fotografie 108/14 (fish), jo 56/2, 57/2 (wet), 57/3 (wet), Joanna Zielinska 114/8, 118 (a), 125/27 (e), 126/5 (left), kilukilu 50/11, Kimsonal 80/15 (3), Konovalov Pavel 50/4, 57/1 (hat), 86/1 (hat), Kzenon 62/10, 66/1 (b), 73 (a), laszlolorik 21 (d), leonidp 74/7, 85/28 (b), 86/5 (duck), magann 56/3, 57/1 (cold), 57/3 (cold), Marco Uliana 108/14 (butterfly), Maria Mitrofanova 50/7, mdoorotnya 40/15 (cake), Michael Ireland 114/2, mm3104 45/4 (b), Monkey Business 96/15 (sweet biscuits), 97/16 (biscuits), natavin 102/7, 126/3 (stuffed animal), Natika 96/14 (crisps), nbielbach 74/1, Nenov Brothers 102/5 (a), 103 (a), 113 (f), T8B, Noam 33/1 (a), Pavel Losevsky 40t (see), PhG 68/15 (1 right), picfive 40b (ice cream), 96/14 (chocolate), 97/16 (chocolate), Picture-Factory 45/2 (a), pio3 114/6, 115/2 (b), RainLedy 40b (perfume), 45/1 (a), rakjung2 74/5, 85/28 (d), Roijoy 57bl, RTimages 90/2, 97/16 (fruit), 101/4 (c), 126/1 (fruit), Rudolf Tepfenhart 56/6, Schlierner 10/6, Sergii Figurnyi 68/15 (3 left), SergiyN 33/3 (b), simmittorok 10/9, sommersby 50/12, 61 (shirt), 86/1 (shirt), sumnersgraphicsinc 96/15 (sweet chocolate), tan4ikk 98/19 (c), Tatyana Gladskih 16/2, Tetiana Zbrodtko 102/10, 110/1, 113 (d), thawats 45b (1), 45b (3), The Josh 56/4, 57/2 (dry), thepoo 16/4, Vaida 80/15 (1), Vasilyi Koval 38b, vgm6 80/15 (2), Viktor 90/9, 90/10, 96/14 (salt), 96/15 (salty salt), 97/16 (chicken), 97/16 (salt), 98/20 (a), 101/1 (c), 101/3 (c), 126/1 (chicken), Vit 102/1, 126/3 (action figure), vlorzor 50/13, 57/1 (shorts), windu 50/6, Wojciech Sobiech 33/3 (a), xalanx 82 (feeding), Yasonya 90/6, 101/2 (c), 101/4 (a), Ziabluk 102/11, 113 (c); **Getty Images:** Andrew

Bain 56c, Beto Hacker / The Image Bank 62/5, 66/4 (b), Jon Shireman / The Image Bank 68/14 (flat), Paul Bradbury 62/4, 86/3 (reading), Andrea Chu 122/1, Peter Dazeley 63, 66/1 (a), Digital Vision 66/3 (b), T5B, Fuse 62/11, 73 (c), 86/4 (right), 122/3, Peter Cade / Iconica 62/1, 86/3 (brush teeth), Bruno Morandi / Robert Harding World Imagery 68/14 (yurt), Susanna Price / Dk Images 62/3, 73 (b), Kraig Scarbinsky / Digital Vision 70/3, Ryan McVay / Stone 66/2 (b), Sophia Vourdoukis / Stone 62/8, 66/3 (a), 86/4 (left), Vstock LLC 73 (d); **Glow Images:** Alex Mares-Manton 118 (b), 125/27 (f), 126/5 (right); **Imagemore Co., Ltd:** 29 (b); **Imagestate Media:** Phovoir 9/18 (b); **Pearson Education:** 5, 35, 38tl, 39t, 41 (poster), 46/1 (desk & eraser), 69b, 74/8, 81 (poster), 97 (poster); **Pearson Education:** Trevor Clifford 9/17 (stand), 9/18 (a), 9/18 (c), 9/18 (d); **Pearson Education Ltd:** Studio 8 102/6, 113 (b), Trevor Clifford 6tl, 6tr, 6bl, 6br, 7l, 7r, 8l, 8r, 9/17 (clap), 11l, 11r, 15l, 15r, 23bl, 23br, 27l, 27r, 29cl, 29cr, 39bl, 39br, 44l, 44r, 51cl, 51cr, 57cl, 57cr, 58bl, 58br, 67l, 67r, 69tl, 69tr, 75bl, 75br, 79l, 79r, 81tl, 81tr, 82bl, 82br, 91bl, 91br, 95l, 95r, 97/18 (right), 97cl, 97cr, 100l, 100r, 103bl, 103br, 107l, 107r, 109tl, 109tr, 112l, 112r, 115bl, 115br, 119l, 119r, 121r, 124l, 124r; **PhotoDisc:** Tony Gable. C Squared Studios 40/15 (guitar); **Photolibary.com:** Image Source 114/5; **Shutterstock.com:** 90/8, 98/20 (d), 122 (c left), AnetaPics 84tr, Aneka 80 (puppy), 85/28 (a), Yuri Arcurs 34r, 46/5, Arvind Balaram 91tl, Gyorgy Barna 62/2, 66/2 (a), Chris Bence 90/7, 101/3 (a), Ingvar Bjork 10/5, 21 (b), 46/2 (pen), Ruth Black 1c, Mihai Blaranu 125/27 (a), Bragin Alexey 96/14 (sugar), 97/16 (sugar), Brooke Becker 16/1, chatursunil 45/2 (b), Palle Christensen 97/16 (orange juice), David Pirvu 29 (a), 33/2 (b), DenisNata 91c/3, Digital Media Pro 40t (hear), discpicture 22, djgis 74/10, 85/27 (b), Doug Lemke 68/15 (3 right), Jaimie Duplass 114/9, 121tl, Ffolas 101/1 (a), Mike Flippo 122 (a), Gelpi JM 41 (girl), 45/3 (b), Gemenacom 9/19 (left), 9/19 (right), gengirl 80/15 (4), Volodymyr Goinyk 56/5, Golden Pixels LLC 82 (walking), Greenland 61 (boots), 114/7, 115/1 (b), Happy person 40/15 (photo), 51b, Margo Harrison 102/2, 103 (c), 110/3, haveseen 62/6, 86/3 (cooking), Darrin Henry 17b, 33/2 (a), T1B, Horiyan 90/5, 98/20 (b), 101/4 (b), Mau Horng 96/15 (sweet cake), 101/3 (b), Eric Isselee 75tl (goat), 75tr (goat), 84cr, Kalmatsuy Tatyana, Karkas 50/5, 50/8, 57/2 (jacket), 57/3 (jacket), Katstudio 96/15 (salty pizza), Joana Kruse 91c/1, Lucie Lang 10/3, 21 (a), 46/1 (crayon), Aliaksei Lasevich 56b, T4B, Lenkadan 75 (a), 84tl, Alexander Mak 80 (kitten), mamahoochooba 109b, mathom 80 (chick), Vladimir Melnikov 118 (e), michaeljung 33 (c), 51tr, Stuart Monk 68/14 (lighthouse), Monkey Business Images 33 (a), 46/4, 81br, 91c/2, T7B, Pavel V Mukhin 50/1, 86/1 (boots), Amy Myers 114/4, 125/27 (d), Lisovskaya Natalia 10/2, Martin Nemec 74/3, 75 (b), 86/5 (cow), Michal Ninger 75 (c), 84cl, Olga Syzranova 62/9, 66/4 (a), 73 (e), 122 (b), Alon Othnay 118 (c), M. Unal Ozmen 97/16 (ice cream), PhotoNAN 50/9, Olga Popova 61 (trousers), ppfoto13 50/3, Alexander Rath 38tr, 46/6 (right), 91tr, Randy Rimland 74/4, Karen Roach 10/8, 90/3, 101/2 (b), Anatoliy Samara 17/1, 121b, Anna Sedneva 75t (oats), SergiyN 55r, 86/2 (boy), Valery Shklovskiy 74/2, Roman Sigaev 61 (jacket), Sofarina79 118 (d), Margaret M Stewart 10/4, Kuttelvaserova Stuchelova 29br, swissmacky 45/3 (a), Tatik22 102/9, 113 (a), Tony Taylor 85/28 (c), Leah-Anne Thompson 114/1, 125/27 (c), juan carlos tinjaca 41 (boy), V\_Krv 40b (mp3), Val Thoermer 98/19 (a), Valentina\_S 74/9, VojtechVlk 33/4 (a), Tatyana Vychezhzanina 115tr, wacpan 102/4, 103 (b), 110/2, 113 (e), 126/3 (bike), YanLev 33 (b), Kisialiou Yury 40/15 (flower); **SuperStock:** 40t (taste), age fotostock 30l, Blend Images 51tl, 55l, 57br, 84bl, 86/2 (girl), Fancy Collection 1cr, 1r, Wolfgang Kaehler 58 (c), NHPA 56/7

**Cover images:** Front: **Corbis:** JGI / Jamie Grill l, Wavebreak Media Ltd cl; **Shutterstock.com:** Ruth Black c; **SuperStock:** Fancy Collection cr, r

All other images © Pearson Education

Every effort has been made to trace the copyright holders and we apologise in advance for any unintentional omissions. We would be pleased to insert the appropriate acknowledgement in any subsequent edition of this publication.

### Illustrated by

Steve Mack, Jose Rubio, Christos Skaltsas, Mike Wesley

## PEARSON ELT ON THE WEB

**PearsonELT.com** offers a wide range of classroom resources and professional development materials. Access our course-specific websites, product information and Pearson offices around the world.

Visit us at **pearsonELT.com**

# Contents

Unit	Vocabulary	Structures
<b>Welcome to Class!</b> pp. 4–9	pupil, teacher, window <b>Classroom language:</b> clap your hands, close your book, open your book, pick up your pencil, point to the door, put up your hand, sit down, stand up, turn around <b>Shapes:</b> circle, heart, rectangle, square, star, triangle <b>Colours:</b> black, blue, brown, green, grey, orange, pink, purple, red, white, yellow Numbers: 1–15	Hello! What's your name? I'm... Goodbye! How are you? I'm fine, thanks. What is it? It's a triangle. Is it a square? No. / Yes. What colour is it? It's blue. It's a blue circle. What's your favourite colour? My favourite colour is... How many...? How old are you? I'm...
<b>1 Good Morning, Class!</b> pp. 10–21	<b>Classroom items:</b> backpack, book, chair, crayon, desk, marker pen, pen, pencil, rubber, ruler	What is it? It's a pen. What are they? They're pens. They're green rubbers.
<b>2 My Family</b> pp. 22–33	<b>Family members:</b> brother, dad, grandad, grandma, grandparents, mum, parents, sister <b>Other:</b> photo album	Who's he? He's my brother. Who are they? They're my sisters. How many brothers have you got? I've got three brothers.
<b>3 My Body</b> pp. 34–45	<b>Parts of the body:</b> arm, ear, eye, finger, foot/feet, hand, head, leg, mouth, neck, nose, toe <b>Size:</b> big, long, short, small <b>Other:</b> hair	Have you got two eyes? Yes, I have. Has she got long hair? Yes, she has. Has he got short hair? No, he hasn't. He's got long hair.
<b>Checkpoint</b> Units 1–3 pp. 46–49 <b>Revision:</b> Units 1–3		
<b>4 My Favourite Clothes</b> pp. 50–61	<b>Clothing items:</b> blouse, boots, dress, gloves, hat, jacket, shirt, shoes, shorts, skirt, socks, T-shirt, trousers	What are you wearing? I'm wearing a green hat. What's she wearing? She's wearing red trousers.
<b>5 Busy at Home</b> pp. 62–73	<b>Home activities:</b> brushing my teeth, combing my hair, drinking, eating, getting dressed, having a bath, making lunch, playing, reading, sleeping, talking on the phone, washing	What are you doing? I'm talking on the phone. What's he doing? He's eating.
<b>6 On the Farm</b> pp. 74–85	<b>Animals:</b> cat, chicken, cow, dog, duck, frog, goat, horse, sheep, turtle <b>Actions:</b> eating, flying, jumping, running	What's the goat doing? It's eating. What are the chickens doing? They're running.
<b>Checkpoint</b> Units 4–6 pp. 86–89 <b>Revision:</b> Units 4–6		
<b>7 Party Time</b> pp. 90–101	<b>Food:</b> cake, chicken, chips, fruit, ice cream, juice, milk, pasta, pizza, salad, water <b>Days of the week</b>	What have you got? I've got salad. What has she got? She's got milk.
<b>8 Fun and Games</b> pp. 102–113	<b>Toys:</b> action figure, ball, bike, blocks, cars, doll, game, plane, puppet, stuffed animal, train <b>Furniture:</b> shelf, sofa, table, toy box	Where's the ball? It's in the toy box. It's on the shelf. Where are the blocks? They're on the sofa. They're under the desk.
<b>9 Play Time</b> pp. 114–125	<b>Action words:</b> catching, dancing, hitting, kicking, riding, singing, skating, skipping, throwing	Is she singing? Yes, she is. Are they dancing? No, they aren't.
<b>Checkpoint</b> Units 7–9 pp. 126–129 <b>Revision:</b> Units 7–9		
<b>Young Learners English Practice Starters</b> pp. 130–138		
<b>Cutouts</b> pp. 139–144		

# unit 1

# Good Morning, Class!



1 Listen, look and say.



2 Listen, find and say.



3 Play a game.



4

Listen and sing. Then look at 1 and find.

### The Classroom Song



Good morning, class.  
 Good morning to you!  
 How are you?  
 I'm fine, thank you.



What is it? It's a rubber.  
 What is it? It's a ruler.  
 What is it? It's a pencil.  
 What is it? It's a crayon.

Now pick up your pen  
 And open your book.  
 Say the words  
 And write with me.  
 Let's start now. 1, 2, 3!


### Chorus



5

Listen and number.


a



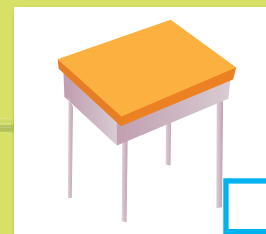
b



c




d



6

Look at 5. Ask and answer.



What is it?

It's a chair.



THINK BIG



What is it? Listen, number and say.

book  backpack  pencil

1:24  
7

Listen and read. What colour is the marker pen?

## Classroom Colours

Look, Tim. What is it?

It's a pen.

1

Look! What are they?

They're pencils.

2

Yes, they're yellow pencils.

And what is it?

It's a marker pen.  
A red marker pen.

Yes! Good, Tim.


3

And what are they?

They're rubbers.

And what colour are they?

4



8 Look at the story. Then circle.



**THINK  
BIG**

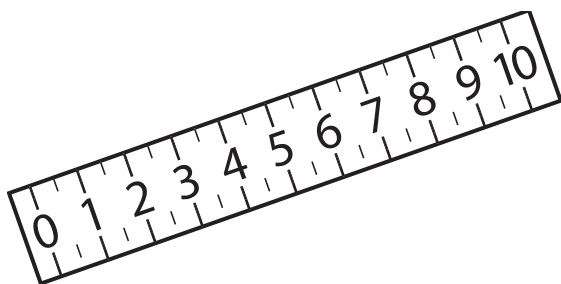
What happens next?  
Draw and say.




**Listen. Help Tim and Jane make sentences.**

a backpack      a pencil  
chairs      marker pens  
What is it ? It's a pen .  
What are they ? They're pens .


**10 Circle and colour. Then circle and draw.**



**1** What is it? / What are they?  
 They're rulers. / It's a ruler.  
 It's blue. / They're blue.



**2** What are they? / What is it?  
 It's a desk. / They're desks.  
 It's red. / They're red.



**3** What is it? / What are they?  
 They're books. / It's a book.  
 It's yellow. / They're yellow.




**4** What is it? / What are they?  
 They're rubbers. / It's a rubber.  
 It's brown. / They're brown.






Listen and stick. Then say.


1



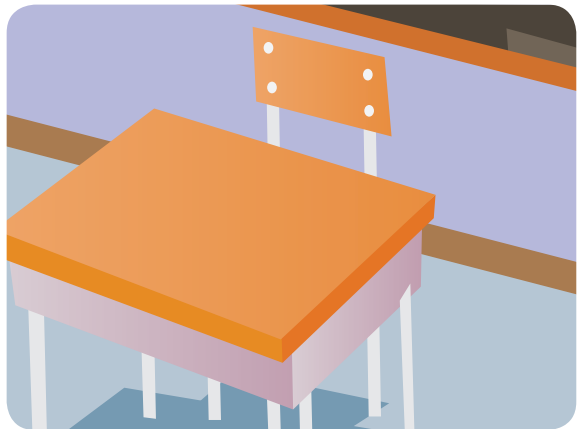
2



3



4



12 Look at 11. Ask and answer.



What is it?



What are they?

It's...

They're...



13 Draw and say.



1:29  
14


Look, listen and repeat.



1 pencil case



2 tablet







3 pencil sharpener



4 notebook

1:30  
15

Count and write. Then listen and check.



**THINK BIG**

How many crayons?  
Say.



1:37  
16

### Listen and match.



Luke



Emma



Ahmed



### 17 Do a class survey.

	Me		
pencils			
notebooks			

How many pencils have you got?

I've got seven pencils.

## PROJECT

### 18 Make a **My Pencil Case** poster. Then present it to the class.



I've got a blue pencil case. I've got...



1:32  
19

Listen and find the picture. Then listen and repeat.

a



b



20 Look and number. Then say.



Thank you.

Please sit down, Anna.

Thank you, Susie.

You're welcome.

**THINK BIG** How can you be polite in class?

1:33  
21

Listen, look and repeat.

1 a

2 t

3 p

4 n

1:34  
22

Listen and find. Then say.



pan



ant



nap



tap

1:35  
23

Listen and blend the sounds.

1 a-n

an

2 p-a-t

pat

3 p-a-n-t

pant

4 t-a-n

tan

5 a-t

at

1:36  
24Underline **a**, **t**, **p** and **n**. Then listen and chant.

Pat the ant  
Has got a tan.  
Pat the ant  
Takes a nap.



1:38  
25

Look and find the differences. Then listen and check.



Picture A



Picture B

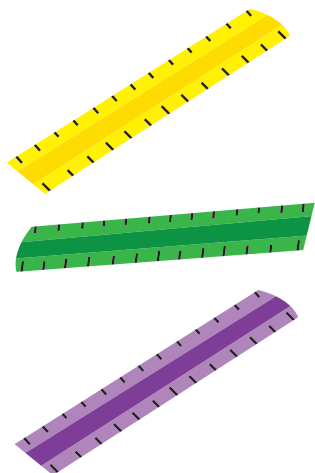
1:39  
26

Listen and play a game.


1:40  
27

Listen and circle.

1



2



3



28

Read and match.

1 What is it?

It's a desk.

2 What are they?

They're pencil sharpeners.

3 What is it?

It's a marker pen.

4 What are they?

They're crayons.

a




b



c



d



I Can



name classroom objects.



talk about the things I've got.



be polite.


unit  
2

# My Family



1:47

Listen, look and say.



1:42

Listen, find and say.



Play a game.



Listen and sing. Then look at 1 and find.

### My Family

My family, my family!  
This is my family.  
He's my brother  
And she's my sister.

My dad, my mum!  
My sister, my brother!  
We have so much fun!  
I love them.



My family, my family.  
I love my family!  
I love them  
And they love me.  
I love my family!

5 Look at 4 and circle the correct answer.

1 granddad / dad

2 grandma / sister


3 mum / brother

4 sister / brother

6 Look at 4. Ask and answer.



Who's he?



He's my granddad.


**THINK  
BIG**



Are all families the same?  
Who's in your family?

1:46  
7

Listen and read. How many brothers? How many sisters?

## A Big Family





**8 Look at the story. Then circle.**

1 She's my mum.



2 He's my dad.



3 They're my brother and sister.



**THINK  
BIG**

**Who's missing?  
Draw.**





Listen. Help Tim and Jane make sentences.



Word bank on a whiteboard:

- sister
- grandparents
- parents
- dad
- mum
- Who's
- he
- ?
- He's
- my brother
- .
- Who are
- they
- ?
- They're
- my grandma and grandad
- .



10 Follow. Then draw and say.

1 Who's he?

2 Who's she?

3 Who are they?

4 Who are they?





Listen and stick. Then say.


1




2



3



4



12 Look at 11. Role play with a partner.




How many brothers and sisters have you got?



I've got two sisters.

You're number...

13 Draw and say.



1:50  
14

Look, listen and repeat.



1 boy



2 girl



3 man



4 woman

1:57  
15

Listen and find. Is the baby a boy or a girl?




**THINK  
BIG**

Is your teacher a man or a woman?  
Is your best friend a boy or a girl?

1:52  
16

Listen and number.



17 Work with a partner. Look at 16. Play a game.




This is my baby sister.  
Yes.



PROJECT

18 Make a Family poster. Then say.



This man is my dad and this woman is my mum...



1:53  
19

Listen and read. Then circle.



1 Pam helps her **brother** / **sister**.



2 Tommy helps his **brother** / **sister**.

20 Can you help? Role play with a partner.



THINK  
BIG

Can you help your family?  
Can you help more?



1:55  
21

Listen, look and repeat.

1 i

2 s

3 b

4 d

1:56  
22

Listen and find. Then say.



sit



in



dad



bat

1:57  
23

Listen and blend the sounds.

1 i-s is

2 p-i-n pin

3 b-a-d bad

4 d-i-p dip

5 s-a-d sad

6 i-t it

1:58  
24Underline **i**, **s**, **b** and **d**. Then listen and chant.

Don't sit, sit, sit  
 On a pin, pin, pin.  
 It's bad, bad, bad  
 To sit on a pin!



**25** Work with a partner. Ask and answer. Then draw.



**26** Play a game.

1:60  
27

Listen and ✓.

1 a




b




2 a




b




3 a





b




4 a




b




1:67  
28

Listen and number.

a




b




c




I Can

talk about my family.

say how many brothers and sisters I've got.


ask to help my family.

unit  
3

# My Body



Listen, look and say.



Listen, find and say.



Play a game.

Listen and sing. Then look at 1 and find.

### My Body Song

Have you got two ears?  
Have you got one mouth?  
Have you got two eyes?  
Yes, I have. Yes, I have.




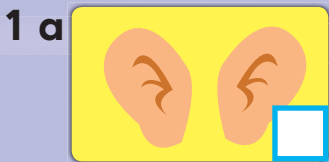
I've got ten fingers.  
I've got ten toes.  
I've got two feet  
And one big nose!

And have you got long legs?  
And have you got short hair?  
And have you got small hands?  
I sing my body song, my body song,  
I sing my body song again!



1:66  
5

Listen and ✓.



6

Look at 5. Ask and answer.

How many ears have you got?

I've got two ears.

**THINK BIG**

Have you got short or long hair? Who do you know who's got short or long hair?

1:68  
7

Listen and read. What's the teddy bear's name?

## Lost Teddy

Have you got a teddy bear?

I don't know.  
Let's see.

Bobo...

1



Is this your teddy bear?

No. My teddy bear has got small ears.

2



Is this your teddy bear?

No. My teddy bear has got short legs.

3




Is this your teddy bear?


No, my teddy bear is brown.

4





**8 Look at the story. Circle Bobo.**



**THINK BIG** What's your favourite toy? What does it look like? Draw and say.





Listen. Help Tim and Jane make sentences.

**brown hair**      **short arms**

**small ears**      **a big nose**

**Have you got**    **big eyes**    ?    **Yes, I have**    .

**Has she got**      **long hair**    ?    **No, she hasn't**    .

10 Read and circle. Draw and say.



1 Has she got short hair?  
Yes, she has. / No, she hasn't.



2 Has he got long legs?  
Yes, he has. / No, he hasn't.



3 Has it got small ears?  
Yes, it has. / No, it hasn't.



4 Has your grandad got white hair?  
Yes, he has. / No, he hasn't.



1:71 **11** Listen and stick. Then say.

1

2

3

4

**12** Look at 11. Ask and answer.



I've got a long neck.


No, I haven't.

Have you got long arms?

Are you number...?



**13** Draw and say.





Look, listen and repeat.



1 see



2 smell



3 taste



4 hear



Listen, circle and read.

1 I see with my **ears** / **eyes**. I see a



photo

2 I taste with my **mouth** / **nose**. I taste




cake

3 I hear with my **neck** / **ears**. I hear a



guitar

4 I smell with my **nose** / **head**. I smell a



flower

**THINK BIG**

Can you see, hear, taste or smell these things?




16 Circle **T** for true and **F** for false.

- 1 I smell with my mouth.    **T**    **F**
- 2 I see with my eyes.        **T**    **F**
- 3 I taste with my nose.      **T**    **F**
- 4 I hear with my ears.        **T**    **F**
- 5 I smell with my nose.      **T**    **F**


17 Draw and say.

1 I see




cake    flower    guitar  
ice cream    photo    song  
star    teddy bear    TV

2 I smell




3 I taste



I see with my eyes. I see a star.



4 I hear



PROJECT

18 Make a **My Senses** poster. Then present it to the class.




I taste pizza.



1:74  
19

Listen and number. Then listen and repeat.



Rinse with water.



Dry your hands.



Wash with soap.

1:75 1:76  
20

Listen and circle. Then match and sing.

### Keep Clean

- 1 Every day  
Before I eat  
And after I play  
I **dry** / **wash** my hands.
- 2 With a lot of soap  
It's easy, you see.  
**Rinse** / **Dry** with water  
Just like me.
- 3 **Dry** / **Wash** them well and  
Sing this song.  
Keep your hands clean  
All day long!

a



b



c



THINK  
BIG

Do you wash your hands before you eat? Why?



**21** Listen, look and repeat.

1 e

2 c

3 g

4 m



**22** Listen and find. Then say.



cap



map



pen



gas



**23** Listen and blend the sounds.

1 p-e-t pet

2 c-a-t cat

3 g-e-t get

4 m-a-t mat

5 w-i-g wig



**24** Underline e, c, g and m. Then listen and chant.

The cap is on the cat.  
The cat goes on the map.  
The pen goes on the bed.




1:83  
25

Complete the monster. Listen, draw and colour.



26

Draw your own monster. Ask and answer with a partner.



How many heads has it got?


It's got three heads!



1:84  
27

Listen and ✓.

1 a



b



2 a



b




3 a



b



4 a



b



28 Look and write.

fingers foot hand toes



1 \_\_\_\_\_



2 \_\_\_\_\_



3 \_\_\_\_\_



4 \_\_\_\_\_

I Can



name parts of the body.



talk about my senses.





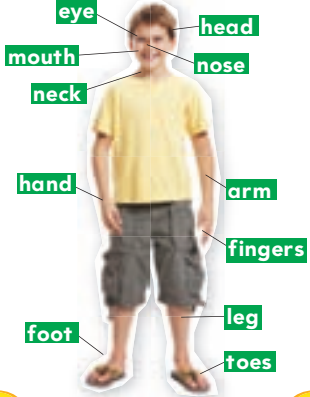



say how I keep clean.

## Do I Know It?

### 1 Look and circle. Practise.

😊 I know this. ☹️ I don't know this.

<p>1</p>  <p>p. 10</p> <p>😊 ☹️</p>	<p>2</p>  <p>p. 14</p> <p>😊 ☹️</p>
<p>3</p>  <p>p. 22</p> <p>😊 ☹️</p>	<p>4</p>  <p>p. 26</p> <p>😊 ☹️</p>
<p>5</p>  <p>p. 34</p> <p>😊 ☹️</p>	<p>6</p>  <p>p. 38</p> <p>😊 ☹️</p>





Get ready.

A Listen and number.




B Look at A and point. Ask and answer.

What is it?


It's a backpack.

C Listen and circle.

1 Mark



2 Kate



D Look at C and point. Role play with a partner.

Who's she?

She's my sister.

1

2

3

4

5

6

7

8

9

**3** Get set.



Cut out the cards on page 139.  
Now you're ready to **Go!**

1:87

**4** Go!

**A** Listen. Put the cards on the numbers.

1	2	3
4	5	6

**B** Point to a card. Ask and answer.

Card 2. Has she got long hair?


Yes, she has.

5 Write and draw.


**All About Me**

My name is: \_\_\_\_\_

This is me.



This is my family.



The worksheet features a yellow background with a spiral binding on the left. The title 'All About Me' is written in a blue, cursive font. There are three stars (two blue, one yellow) on the left and three stars (two blue, one yellow) on the right. The text 'My name is: \_\_\_\_\_' is followed by a blank line. Below it is the text 'This is me.' and a green rectangular frame. To the right, the text 'This is my family.' is followed by a blue rectangular frame.

Do I Know It Now?

6 Think about it.

A Go to page 46. Look and circle again.

B Tick (✓).

- I can start the next unit.
- I can ask my teacher for help and then start the next unit.
- I can practise and then start the next unit.

7 Rate this Checkpoint. Colour the stars.

  
easy

  
hard

  
fun

  
not fun

1

2

3

4

5

6

7

8

9

unit  
**4**

# My Favourite Clothes

2:01

**1** Listen, look and say.



1 boots



2 dress



3 gloves



4 hat



5 jacket



6 trousers



7 blouse



8 shoes



9 skirt



10 T-shirt



11 socks



12 shirt



13 shorts

2:02

**2** Listen, find and say.

**3** Play a game.

2:03 2:04

# 4 Listen and chant. Then look at 1 and find.



## What Are You Wearing?

What are you wearing?  
I'm wearing a T-shirt.  
What are you wearing?  
I'm wearing a skirt.



What's he wearing?  
He's wearing new shorts.  
What's he wearing?  
He's wearing old boots.



What's she wearing?  
She's wearing a red hat.  
What's she wearing?  
She's wearing pink shoes.

2:05

# 5 Listen and number in order.



# 6 Point, ask and answer.



What is it?

It's a pink T-shirt.



**THINK BIG** Look, think and say the clothes.



2:07

7 Listen and read. What colour is Patrick's hat?

## My Favourite Hat!

What are you wearing?



1

I'm wearing a green hat. It's my favourite hat.



2

What's Tim wearing?

He's wearing a brown hat. It's his favourite hat.



3

What's Maria wearing?

She's wearing a purple hat. It's her favourite hat.



4




8 Look and match.



**THINK  
BIG**

Draw a funny hat.  
Then show the class.





Listen. Help Tim and Jane make sentences.


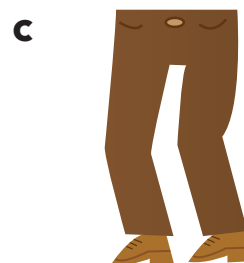
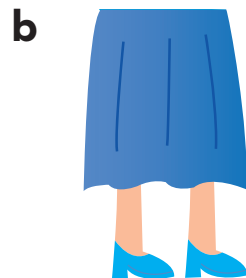




Whiteboard content:

- a purple jacket
- brown shoes
- an orange T-shirt
- white socks
- What are you wearing ?
- I'm wearing a green hat .
- What's he wearing ?
- He's wearing black trousers .



10 Match. Then say. Use **He's wearing** or **She's wearing**.





2:10



**Listen and stick. Then say.**



**12 Role play with a partner.**




What are you wearing?

I'm wearing an orange T-shirt...




**13 What are you wearing?  
Draw and say.**



2:17  
14

Look, listen and repeat.



hot



wet



cold



dry



mountains



desert




jungle

2:12  
15

Listen and read. Is it wet in the desert?



1 It's cold in the mountains. I'm wearing my hat and gloves.



2 It's wet in the jungle. I'm wearing my jacket and boots.















3 It's hot and dry in the desert. I'm wearing my shorts and hat.

THINK  
BIG


Draw and say.



16 Read and circle. Then say.

- 1 It's   in the mountains. I'm wearing a  .
- 2 It's   in the desert. I'm wearing a  .
- 3 It's   in the jungle. I'm wearing a  .

17 Look at 15. Play a game.




What are you wearing?

I'm wearing a hat. It's cold.

You're number 1.

Yes.



PROJECT

18 Make a Clothes poster. Then present it to the class.



It's hot in the jungle.  
I'm wearing a dress.



2:13  
19 Listen and number. Then say.



They're wearing traditional clothes from Guatemala.



They're wearing traditional clothes from the Philippines.



They're wearing traditional clothes from Kenya.

20 Look at 19. Ask and answer.



What are they wearing?

They're wearing big hats and blue dresses.



**THINK BIG** Do people wear traditional clothes in your country? What do they wear?

2:14  
21

Listen, look and repeat.

1 o

2 k

3 ck

2:15  
22

Listen and find. Then say.



kid



sock



on

2:16  
23

Listen and blend the sounds.

1 p-o-t pot

2 k-i-t kit

3 n-e-ck neck

4 k-i-ck kick

5 d-o-g dog

6 p-i-ck pick

2:17  
24

Underline o, k and ck. Then listen and chant.

Put on your socks,  
Put on your kit.  
Kick the ball,  
Kick, kick, kick!



## 25 Work in two pairs. Ask and answer.



## 26 Work in two groups. One group looks away and answers the teacher. Score 1 point for each correct answer.




Take turns. Which group remembers the most?


2:19  
27

Listen and ✓.

1 a





b



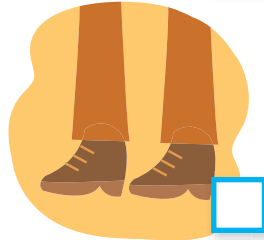

c




2 a




b




c




3 a





b




c





4 a




b




c




28 Look and write.

boots jacket shirt trousers



1 \_\_\_\_\_ 2 \_\_\_\_\_ 3 \_\_\_\_\_ 4 \_\_\_\_\_

I Can

- say what people are wearing.
- talk about clothes.
- respect all cultures.

unit  
5

# Busy at Home



1 Listen, look and say.



1 brushing my teeth



2 drinking



3 combing my hair



4 reading



5 having a bath



6 making lunch



7 washing



8 getting dressed



9 sleeping



10 playing



11 talking on  
the phone



12 eating



2 Listen, find and say.



3 Play a game.



Listen and sing. Then look at 1 and find.

### What Are You Doing?

I'm brushing my teeth.  
I'm combing my hair.  
I'm busy. I'm busy.  
What are you doing?


I'm talking on the phone.  
I'm making my lunch.  
I'm busy. I'm busy.  
What are you doing?

I'm eating my breakfast.  
I'm washing my face.  
I'm busy. I'm busy.  
What are you doing?

Chorus



Listen and say **yes** or **no**.



6 Look at 5. Ask and answer.

What are you doing?

I'm eating.

You're Number 1!

**THINK  
BIG**

Why do we brush our teeth?  
Why do we get dressed?


2:27

7

## Listen and read. What's Patrick drawing?

### Fun at Home





**8 Look at the story. Circle.**

1 Who is playing?



2 Who is making lunch?



3 Who is drawing?



**THINK  
BIG**

**Draw a picture for  
your mum. Say.**





Listen. Help Tim and Jane make sentences.



getting dressed

sleeping

having a bath

drinking

What are you doing ?

I'm talking on the phone .

What's she doing ?

She's washing .




Listen and ✓. Then say.

1 What's she doing?

a

b







2 What's he doing?

a

b





3 What's he doing?

a

b






4 What's she doing?

a

b



2:37  
11

Listen and stick. Then say.



12 Look at 11. Ask and answer.




What's she doing?

She's sleeping.



13 Draw yourself and say.



2:32  
14

Look, listen and repeat.



1 flat



2 yurt



3 houseboat



4 lighthouse

2:33  
15

Listen and read. What shape is a yurt?



1 This is my home. It's a yurt.  
It's a circle.



2 This is my home. It's a houseboat.  
It's got small windows. They're circles.



3 This is my home. It's a lighthouse.  
It's got a big door.



4 This is my home. It's a flat.  
It's got big windows. They're rectangles.



**THINK BIG**

Find a picture of one of these homes. What shapes can you see?

a igloo   b hut   c teepee


2:34

# 16 Listen and number.

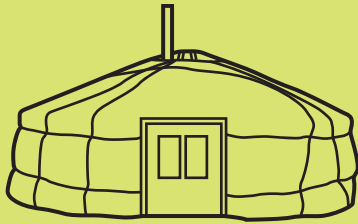
a



b




c



d



# 17 Look at 16. Play a game.



It's got four windows.  
They're triangles.

Yes.



It's Number 3.  
It's a houseboat.

## PROJECT

# 18 Make a House Shapes poster. Then present it to the class.



My house is a square.  
It's got two windows.  
They're circles...



2:35  
19

**Listen and match. Then listen and repeat.**

She's helping her parents.  
She's drying the dishes.

She's cleaning her room.  
He's washing the dishes.

1



2



3



4



20 **How do you help at home? Act it out. Your partner guesses.**



**THINK BIG**

**Does it feel good to help at home? Why?**



2:37  
21 Listen, look and repeat.

1 u                      2 f                      3 ff

2:38  
22 Listen and find. Then say.



fan



up



puff

2:39  
23 Listen and blend the sounds.

1 r-u-n    run                      2 f-u-n    fun                      3 o-ff    off  
4 s-u-n    sun                      5 f-o-g    fog

2:40  
24 Underline **u**, **f** and **ff**. Then listen and chant.

We're having fun,  
Running in the sun.  
Up, up, up!  
Puff, puff, puff!



## 25 Work in groups. Play the **Memory** game.

**Pupil 1:** Act and say.

**Pupil 2:** Talk about Pupil 1. Then act and say.



**Pupil 3:** Talk about Pupils 1 and 2. Then act and say.

**Play with the whole class. How much can you remember?**

2:42

## 26 Listen and number.

a



b



c



d



e



## 27 Look and circle.

1



2



3



4



1 He's **making lunch** / eating.

2 She's **combing her hair** / having a bath.

3 She's **getting dressed** / sleeping.

4 She's **drinking** / reading.

## I Can



talk about home activities.



find and say shapes in homes.



talk about helping at home.

unit  
6

# On the Farm

2:43

1

Listen, look and say.



1 cat



2 dog



3 cow



4 sheep



5 turtle



6 horse



7 duck



8 frog



9 chicken



10 goat

2:44

2

Listen, find and say.

3

Play a game.

Listen and chant. Then look at 1 and find.

### Look at the Animals



Look over here!  
Look over there!  
There are animals  
Everywhere!



What is it?  
It's a duck.  
What's it doing?  
It's flying up high!



What is it?  
It's a dog!  
What's it doing?  
It's jumping with the frogs!

What are they?  
They're goats!  
What are they doing?  
They're eating some oats!

Chorus

Listen and number.


a



b



c



6 Look at 5. Ask and answer.



What is it?

It's a horse.

What's it doing?

It's running.



**THINK  
BIG**

What animals can jump?  
What animals can fly?

2:49

7

Listen and read. What's the goat doing?

**It's Eating Your Skirt!**

Is that your cat?

Yes, it is.

1

What's it doing?

It's jumping.

2

What's the duck doing?

It's flying.

3

What are the chickens doing?


They're running.

4



**8 Look and number.**

- 1 running      2 flying      3 eating      4 jumping



**THINK  
BIG**

**What happens next?  
Draw.**





Listen. Help Tim and Jane make sentences.




cow      turtle      frogs  
jumping      sleeping      drinking  
What's the goat doing ?  
It's eating .  
What are the chickens doing ?  
They're running .




Listen and ✓.


1 a




b



2 a



b




3 a



b



4 a



b





2:53

**11** Listen and stick. Then say.



**12** Look at 11. Ask and answer.




What's the horse doing?

It's eating.



**13** Colour and say. What are the animals doing?




2:54

14

Look, listen and repeat.




1 chick



2 puppy



3 kitten



4 calf

2:55

15

Listen and read. What is a baby cat called?



1 A baby cow is called a calf. This cow is big. This calf is small.



2 A baby dog is called a puppy. Look at this dog. She's got puppies.



3 A baby chicken is called a chick. This chicken is big. These chicks are small.



4 A baby cat is called a kitten. Look at this cat. She's got kittens.

**THINK BIG**

Read and match.

chick

kitten

puppy

calf


dog

chicken


cow

cat


## 16 Listen and number. Then say.




A baby chicken is called a...



A baby dog is called a...



A baby cat is called a...



A baby cow is called a...

## 17 Look at 15. Ask and answer.



What are baby dogs called?



Baby dogs are called puppies.

## PROJECT

### 18 Make a **Baby Animals** poster. Then present it to the class.



A baby cat is called a kitten...



2:57  
19

Listen and find the picture. Then listen and repeat.



1 feeding



2 walking



3 brushing



4 playing

20 Look at 19. Role play with a partner.




What are you doing?



I'm feeding the chicks.

THINK  
BIG

How are you kind to animals?  
Draw.



2:59  
21 Listen, look and repeat.

1 r

2 h

3 j

2:60  
22 Listen and find. Then say.



hat



jam



rock

2:61  
23 Listen and blend the sounds.

1 r-e-d red

2 h-e-n hen

3 j-e-t jet

4 r-u-n run

5 h-u-t hut

6 j-o-b job

2:62  
24 Underline r, h and j. Then listen and chant.

A red hen in  
A red hat  
Is eating red jam.  
Run, red hen, run!



2:64  
25

Listen, find and say. Then role play.


1



2



3



4



26

Work in teams. Role play. Ask and answer.




What's the dog doing?



It's jumping.

27 Look and match.

a



b



1 eating

2 flying

c



3 jumping

4 running


d




2:65  
28

Listen and number.

a




b



c



d



29 Read and circle.

1 A baby dog is called a **chick** / **puppy**.

2 A baby cow is called a **kitten** / **calf**.

3 A baby chicken is called a **calf** / **chick**.

4 A baby cat is called a **puppy** / **kitten**.

I Can



name animals and baby animals.



talk about what animals are doing.



say how to be kind to animals.

## Do I Know It?

### 1 Look and circle. Practise.

😊 I know this. ☹️ I don't know this.

<p><b>1</b> p. 50</p>  <p>😊 ☹️</p>	<p><b>2</b> p. 54</p>  <p>😊 ☹️</p>
<p><b>3</b> p. 62</p>  <p>😊 ☹️</p>	<p><b>4</b> p. 66</p>  <p>? ?</p> <p>😊 ☹️</p>
<p><b>5</b> p. 74</p>  <p>😊 ☹️</p>	<p><b>6</b> p. 78</p>  <p>? ?</p> <p>😊 ☹️</p>



2:66

2 Get ready.

A Look. Circle the correct words.



- 1 Mum is **reading a book** / eating.
- 2 Dad is **washing** / making lunch.
- 3 The cat is **sleeping** / playing.
- 4 The girl is **drinking** / talking on the phone.


B Look at A and point. Ask and answer.

What's she wearing?


She's wearing a green shirt and brown trousers.

C Listen and number.


a




b



c



d



## 3 Get set.



**STEP 1** Cut out the cards on page 141.



**STEP 2** Put the cards on your desk. Mix the cards up. Now you're ready to **Go!**

## 4 Go!

**A** Arrange the cards to make the person below. Ask and answer with a partner.



- What's she wearing?
- What's she doing?

**B** Make 3 more people. Don't show your cards. Describe one of your people. Your partner makes the same person. Show your cards and check.

He's in the bathroom. He's talking on the phone...

5 Draw.

*All About Me*

My favourite animal is:

I'm wearing:



Do I Know It Now?

6 Think about it.


A Go to page 86. Look and circle again.

B Tick (✓).

- I can start the next unit.
- I can ask my teacher for help and then start the next unit.
- I can practise and then start the next unit.


7 Rate this Checkpoint. Colour the stars.

easy      hard      fun      not fun



- 1
- 2
- 3
- 4
- 5
- 6
- 7
- 8
- 9

unit  
7



# Party Time

3:01  
1

Listen, look and say.



3:02  
2

Listen, find and say.

3

Play a game.

Listen and sing. Then look at 1 and find.

**It's My Party!**




Welcome, friends.  
Please sit down.  
It's time for my party!  
With games and a clown!

Or put some pasta  
On your plate.  
With juice or milk  
It sure tastes great.



I've got pizza, chicken,  
Salad, too.  
Fruit, cake  
And ice cream for you!

Thanks for the presents.  
What a great day!  
Let's eat and drink  
And play, play, play. (x2)



Listen and say **yes** or **no**.

1



2




3



4



Look at 5. Ask and answer.



What's he got?

He's got milk.



**THINK BIG**

What food do you eat every day?  
What food do you eat on special days?

3:07

7

Listen and read. What day is Tim's party?

## How Many More Days?

What day is it today?

It's Friday. My party is on Saturday. Only one more day!

1

Today is Saturday. It's my party!

2

Mmm! I've got pizza! What have you got?

I've got chicken and salad.

3

What has Maria got?

She's got pasta.

4



8 Look at the story. Read and circle.

1 Tim's got...



2 Jane's got...



3 What's Patrick got?



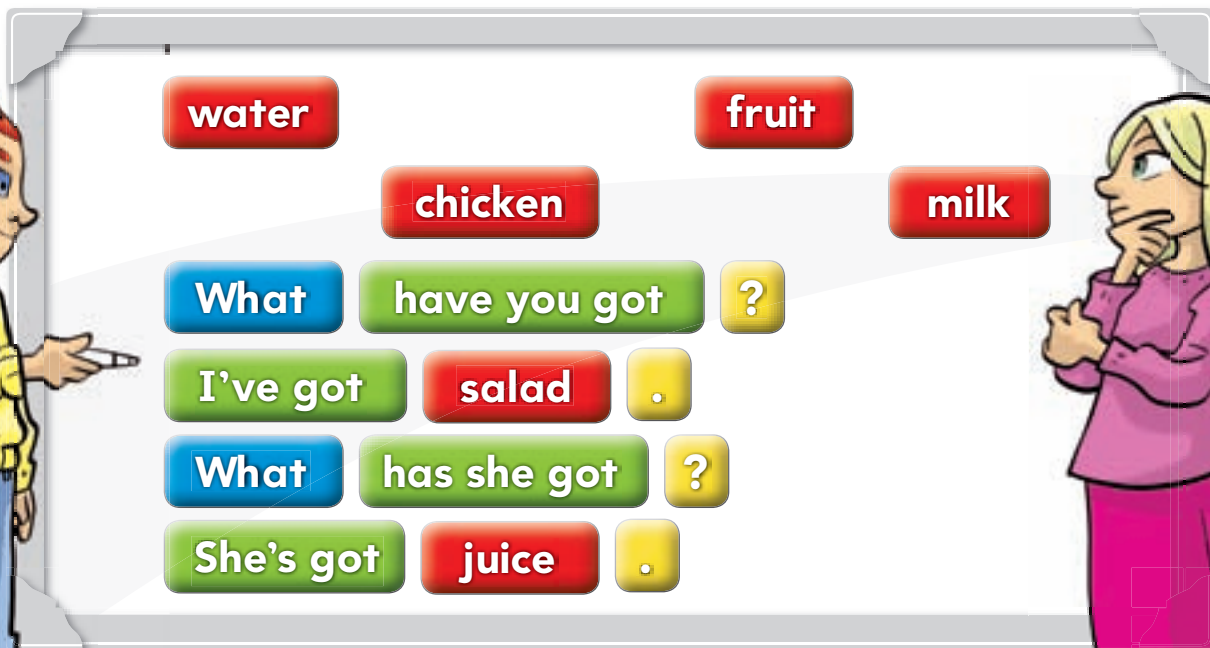
**THINK  
BIG**

What day is it today? Circle and say.

- Monday Tuesday Wednesday Thursday Friday Saturday Sunday



Listen. Help Tim and Jane make sentences.



## 10 Match. Then say.

1 What have you got?  
I've got salad.

2 What have you got?  
I've got cake and milk.

3 What have you got?  
I've got juice and ice cream.

4 What have you got?  
I've got fruit.





3:09

**11** Listen and stick. Then say.



**12** Look at 11. Ask and answer.



What's she got?



She's got fruit.

**13** What have you got?  
Draw and say.

3:10  
14

Look, listen and repeat.



1 sugar



2 chocolate



3 biscuits



4 salt



5 crisps



6 chips

3:17  
15

Listen and read. Is chocolate sweet or salty?

- 1 This is sugar. It's sweet.
- 2 Chocolate, cake and biscuits are sweet, too.

Sweet	Salty

- 3 This is salt. It's salty.
- 4 Crisps, pizza and chips are salty, too.

**THINK BIG** Name other sweet and salty foods. What's your favourite? Salty or sweet?

3:12


16

Look and match. Then listen and check.



17

Look at 16. Play a game.



Ice cream...

Ice cream is sweet! Crisps...



Crisps are salty!

PROJECT

18

Make a Sweet and Salty Food poster. Then present it to the class.


sweet		salty	

Chocolate is sweet.  
Chips are salty.



3:14  
19

Look and number in order. Then listen and check.



I eat lunch every day.



I eat dinner every day.



I eat breakfast every day.

20 Read and match. Then draw and say.

1 My brother eats salad for lunch every day.

2 Mum drinks milk for breakfast every day.

3 Dad eats chicken for dinner every day.

4 I eat...

a



b



c



d



THINK BIG

Do you eat three meals every day?  
Why do you think it is important?

3:15  
21

Listen, look and repeat.

1 |

2 ||

3 v

4 w

3:16  
22

Listen and find. Then say.



web



doll



leg



van

3:17  
23

Listen and blend the sounds.

1 l-e-t let

2 b-e-ll bell

3 v-e-t vet

4 w-e we

5 w-i-n win

6 t-a-ll tall

3:18  
24

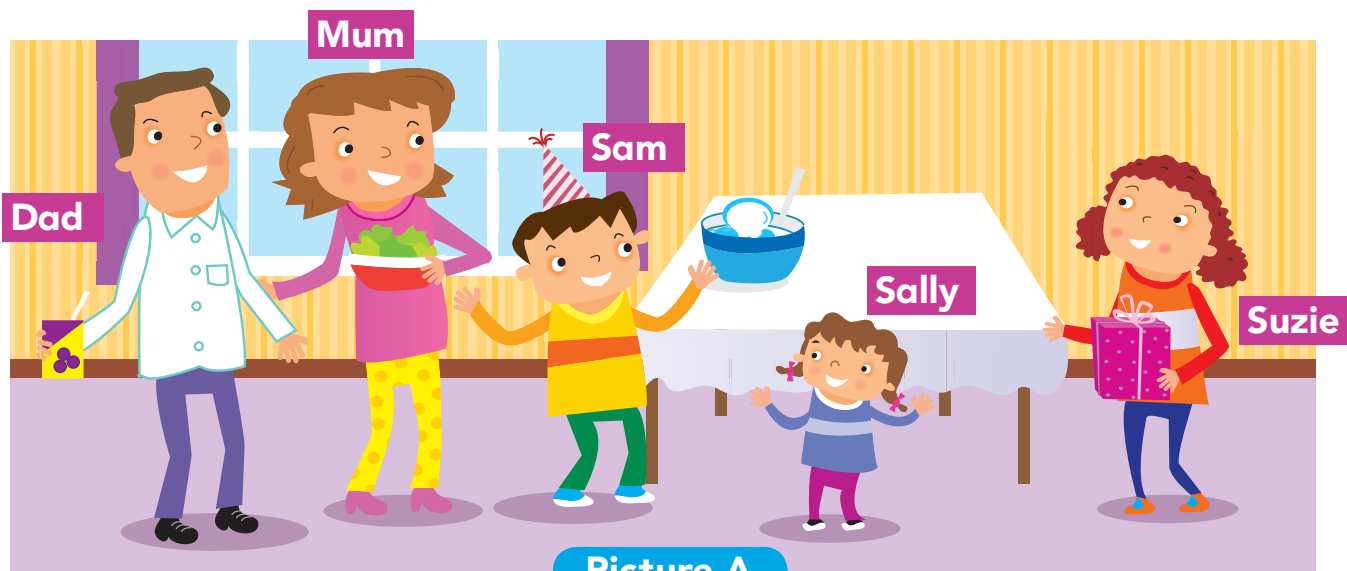
Underline l, ll, v and w. Then listen and chant.

Let's ring the bell  
For the vet  
With the van!



3:20  
25

Find the differences and say. Then listen and check.



26 Look at 25. Play a game.



In Picture A, Sam's got ice cream.

In Picture B, Sam's got fruit.



3:22  
27

Listen and circle.

1 a



b



c



2

a



b



c



3

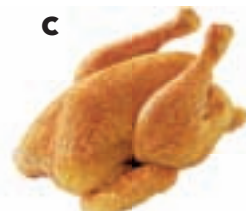
a



b



c



4

a



b



c



28 Read and match.

1 Chips

a is sweet.

2 Biscuits

b is salty.

3 Juice

c are salty.

4 Chicken

d are sweet.

I Can



talk about party food.



ask and answer about what people have got.



name sweet and salty food.

unit  
8

# Fun and Games

3:23

1 Listen, look and say.



1 action figure



2 plane



3 ball



4 bike



5 blocks



6 cars



7 stuffed animal



8 doll



9 game



10 puppet



11 train

3:24

2 Listen, find and say.

3 Play a game.



Listen and sing. Then look at 1 and find.

### What's in Your Toy Box?

Kim, what's in your toy box?

Have you got a plane?

No, but this is my blue car.

And where's my grey train?

Kim, what's on your toy shelf?

Have you got a ball?

Yes, yes, here it is.

And here's my purple doll.



Kim, what's on your table?

Have you got big blocks?

Yes, and these are my puppets.

My favourite's Mr Fox!

These are my favourite toys,

Purple, green and grey.

I share my toys with my friends.

And I play every day!



Listen and number.

a



b



c



Look at 5. Ask and answer.



What's in your toy box?

These are my blocks.



**THINK  
BIG**

What toys can a baby play with? Why?



What toys can big children play with? Why?

3:30



Listen and read. Where is Jane's doll?

## Where Are My Toys?





**8 Look at the story and circle.**


**1** Jane's doll is under the



**2** Jane's action figures are on the



**3** Jane is playing with her



**THINK BIG**

**What's your favourite toy?  
Where is your favourite toy?**



Listen. Help Tim and Jane make sentences.

on the shelf      under the table

plane      stuffed animals

Where's the ball ?

It's in the toy box .

Where are the blocks ?


They're under the sofa .



Listen and ✓.

1

a



b



2

a



b

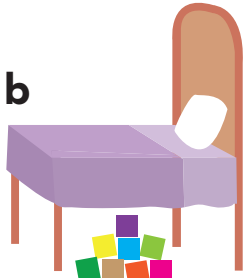


3

a




b




4

a



b




3:33  
11

Listen and stick. Then say.



12 Look at 11. Ask and answer.




Where are the dolls?



They're under the table.

13 Colour and say.  
Where are the toys?



3:34  
14


Look, listen and repeat.



1 kite



2 fish



3 dragon



4 bird



5 butterfly

3:35  
15

Listen and read. What colour is the dragon kite?

- 1 This kite looks like a dragon.  
It's red, black and yellow.



- 2 This kite looks like a bird.  
It's blue and orange.



- 3 This kite looks like a butterfly.  
It's green.



- 4 This kite looks like a fish.  
It's orange.

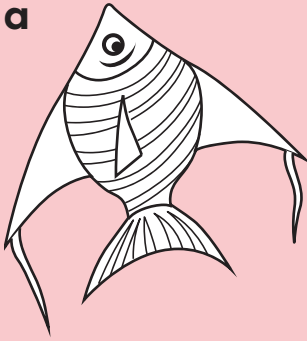


THINK  
BIG


Find a picture of a kite. What colour is it? What does it look like?

## 16 Listen and number. Then colour.

a




b



c



d




## 17 Look at 16. Play a game.




It's red. It looks like a dragon.

Number 1.



## PROJECT

## 18 Make a Cool Kite. Then present it to the class.



My kite looks like a fish. It's yellow.



3:37  
19

Listen and find the picture. Then listen and repeat.

1



2



3



4



20 Look and number. Then say.

a



Sharing is fun!

b



Here's my car.  
Let's share.

c



Okay. Thank you!

**THINK  
BIG**

Is it good to share your toys?  
Why?



3:38 **21** Listen, look and repeat.

1 **qu**                      2 **x**                      3 **y**

3:39 **22** Listen and find. Then say.



**yell**



**quick**



**six**

3:40 **23** Listen and blend the sounds.

1 qu-a-ck      quack

2 b-o-x      box

3 y-e-s      yes

4 o-x      ox

5 f-o-x      fox

6 y-u-m      yum

3:41 **24** Underline **qu**, **x** and **y**. Then listen and chant.

Six quick foxes,  
In a yellow box!



3:43

25 Listen and circle. Then say.



26 Look at 25. Ask and answer.



Where are the action figures?

They're on the bed and under the chair.



Where are the planes?

They're on the shelf and under the desk.

27 Look and match.

1 blocks

2 bike

3 cars

4 game

5 puppet

6 train



28 Look and circle. Then say.



1 It looks like a **fish** / **dragon**.

It's...

2 It looks like a **butterfly** / **bird**.

It's...

3 It looks like a **dragon** / **butterfly**.

It's...

I Can



name toys.



say where something is.



talk about sharing my toys.

# unit 9

# Play

# Time

3:45

1 Listen, look and say.



1 catching



2 throwing



3 hitting



4 kicking



5 dancing



6 singing



7 skating



8 riding



9 skipping

3:46

2 Listen, find and say.

3 Play a game.

Listen and sing. Then look at 1 and find.

### Play Time Is Cool!

We like play time at our school.

♪ Skipping and dancing,  
♪ Throwing and catching.

Play time is cool at our school!

I'm throwing the ball.

It's so much fun!

Are you

Hitting and running?

Yes, and it's fun.

We're kicking the ball  
And trying to score.

It's so much fun.

Let's play some more.

Chorus



5 Listen and ✓.


1 a



b



2 a



b



6 Look at 5. Ask and answer.



Are you kicking?

Yes, I am.



**THINK  
BIG**

Look at 1. What are they doing with their feet? What are they doing with their hands?

3:57

7

Listen and read. What's Ann doing?

**I'm Not Tired!**





8 Look at the story. Number the pictures in order.



**THINK BIG** Imagine you are getting ready for bed. Act it out and say what you are doing!



Listen. Help Tim and Jane make sentences.



skipping

throwing

skating

riding

Is she singing ?

Yes, she is .

Are they dancing ?

No, they aren't .



Listen and number.

a



b



c



d



e



f





3:54

11 Listen and stick. Then say.



12 Look at 11. Ask and answer.




Is she running?

No, she isn't.  
She's skipping.



13 Draw and say. Are you throwing a ball?



3:56  
**14**

Listen, repeat and find.

3:57  
**15**

Listen and read. Who's counting?



**climbing**


**1** Let's climb! Are you climbing to the top?



**skipping**

**2** Let's skip! Jump! Jump!

*In the  
playground*



**hide and seek**

**3** Let's play hide and seek.  
I'm counting. 1, 2, 3...



**hopscotch**

**4** Let's play hopscotch! I've got number two. I'm hopping!



**tag**

**5** Let's play tag! Are you running?

**THINK  
BIG**

What do you do in the playground?  
What are your three favourite games?

**16** Read and number. Then listen and check.

- a Let's play tag!
- b Let's skip!
- c Let's play hopscotch!
- d Let's play hide and seek!
- e Let's climb!



**17** Look at 16.  
Play a game.



Let's skip!

**PROJECT**

**18** Make a **Play Time** poster. Then present it to the class.




Let's play tag!



3:59  
19

Listen and find the picture. Then listen and repeat.

1



2



3



3:60  
20

Listen and number. Then say.

a



Get enough exercise.

b



Get enough sleep.

c



Get enough food and drink.

THINK  
BIG

How do you look after your body?

3:61

21

Listen, look and repeat.

1 **SS**2 **Z**3 **ZZ**

3:62

22

Listen and find. Then say.

**buzz****kiss****zip**

3:63

23

Listen and blend the sounds.

1 m-e-ss mess

2 z-a-p zap

3 f-i-zz fizz

4 m-i-ss miss

5 j-a-zz jazz

3:64

24

Underline **ss**, **z** and **zz**. Then listen and chant.

Buzz goes the bee.  
Zip, zap!  
It misses me!




3:66  
25

Listen and circle.



26 Look at 25. Ask and answer.



Is he skipping?

Yes, he is.

Are they jumping?



No, they aren't.  
They're running.

3:67  
27

Listen and number.

a



b



c



d



e



f



28

Read and match.

1 Let's play tag.

2 Let's climb.

3 Let's play hide and seek.

4 Let's skip.

5 Let's play hopscotch.

a



b



c



d



e



I Can



talk about actions people are doing.



talk about games children play.












say how I look after my body.

Do I Know It?

1 Look and circle. Practise.

😊 I know this. 😞 I don't know this.

<p>1</p>  <p>p. 90</p>  <p>😊 😞</p>	<p>2</p>   <p>p. 94</p> <p>😊 😞</p>
<p>3</p>   <p>p. 102</p>  <p>😊 😞</p>	<p>4</p>   <p>p. 106</p> <p>😊 😞</p>
<p>5</p>   <p>p. 114</p> <p>😊 😞</p>	<p>6</p>   <p>p. 118</p> <p>😊 😞</p>





## 2 Get ready.

A Look. Listen to the questions. Circle the correct words.



- 1 It's on the **shelf** / **table**.
- 2 They're **on** / **under** the bed.
- 3 Yes, **he** / **she** has.

B Listen again and check. Then practise with a partner.

C Look at A. Answer these questions with a partner.

- 1 What food can you see? What drinks can you see?
- 2 How many toys can you see? What are they?
- 3 What day is it?

1

2

3

4

5

6

7

8

9

## 3 Draw.



**STEP 1** Cut out the outline on page 143.



**STEP 2** Fold the paper to make a book.

**STEP 3** Write in your book. Colour the front.  
Now you're ready to **Go!**

## 4 Go!




**A** Read your book with three classmates. Take turns.  
Write the presents.

<i>Classmate</i>	<i>Present</i>
<i>Bruno</i>	<i>a train</i>
<i>1</i>	
<i>2</i>	
<i>3</i>	

**B** Look at your books. Answer these questions with a partner.

- 1 Page 2: What are they doing?
- 2 Page 3: What food and drink have they got?
- 3 Page 3: Where's the cat?
- 4 Page 4: How many presents can you see?

5 Draw.

  **All About Me** 

My favourite food is:

My favourite toy is:

Do I Know It Now?



6 Think about it.

A Go to page **126**. Look and circle again.

B Tick (✓).

- I can ask my teacher for help.
- I can practise.

7 Rate this Checkpoint. Colour the stars.

			
easy	hard	fun	not fun

1  
2  
3  
4  
5  
6  
7  
8  
9

# Young Learners English Practice Starters: Listening A

– 5 questions –



Look at the picture. Now listen and look. There is one example.

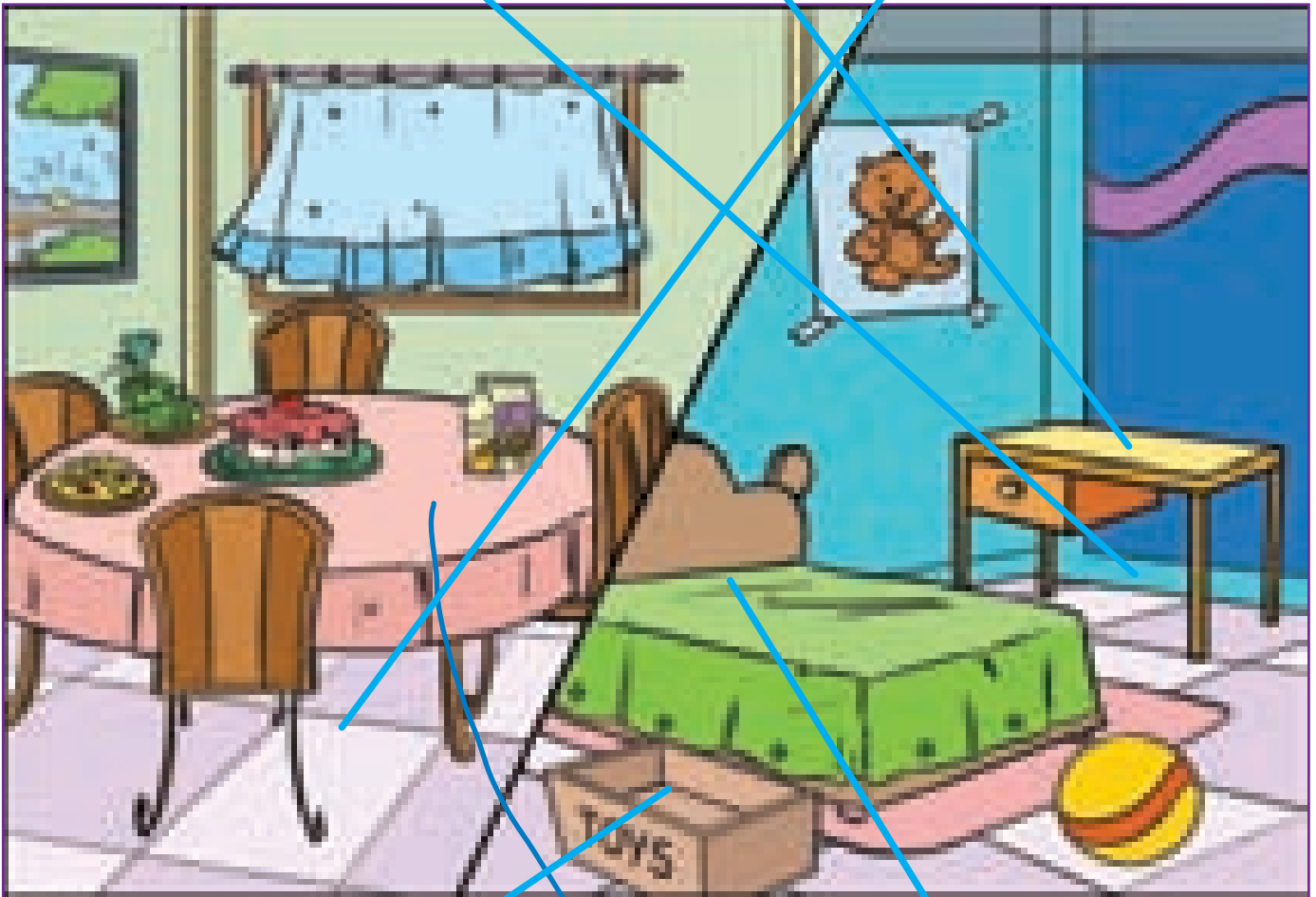


# Young Learners English Practice Starters: Listening B

- 5 questions -



Look at the pictures. Now listen and look. There is one example.




# Young Learners English Practice Starters: Listening C

– 5 questions –



Look at the pictures. Now listen and look. There is one example.


What's she wearing?



A



B



C

1 Is your brother eating?



A




B




C

2 What's she doing?



A



B




C

3 What are they?



A



B

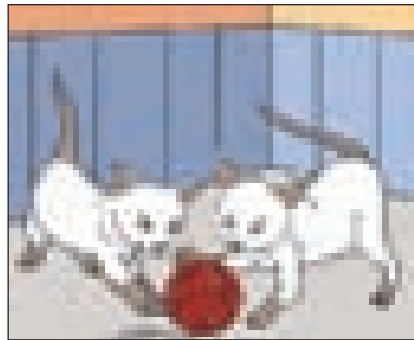


C

4 What are the cats doing?



A



B



C

5 What are his favourite clothes?



A



B



C

# Young Learners English Practice Starters: Reading & Writing A

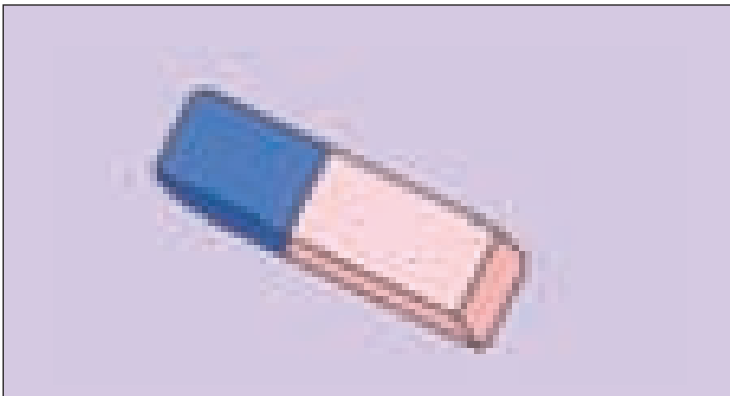
– 5 questions –

Look and tick. Put a tick (✓) or an (X) in the box.  
There are two examples.

## Examples



This is a chair.



This is a ruler.

## Questions

1



This is a baby.



2



This is a foot.

3



This is a book.

4



This is a sister.

5



This is a hand.

# Young Learners English Practice Starters: Reading & Writing B

– 5 questions –

Look and read. Write *yes* or *no*.



## Examples

The farmer is wearing boots.

yes

The dog is running.

no

## Questions

1 The girl is feeding the ducks.

no

2 The chickens are eating.

yes

3 The girl has got short hair.

no

4 The boy is reading a book.

yes

5 The farmer has got a red shirt.


no

# Young Learners English Practice Starters: Reading & Writing C

– 5 questions –

Look at the pictures. Look at the letters. Write the words.

## Example



t r a i n

arnti

## Questions


1



o r a n g e

gnaoer


2



p u p p e t

tpupep

3



s a l a d

ladsa

4



s k a t e s

takses

5



s a n d w i c h

dinshcaw

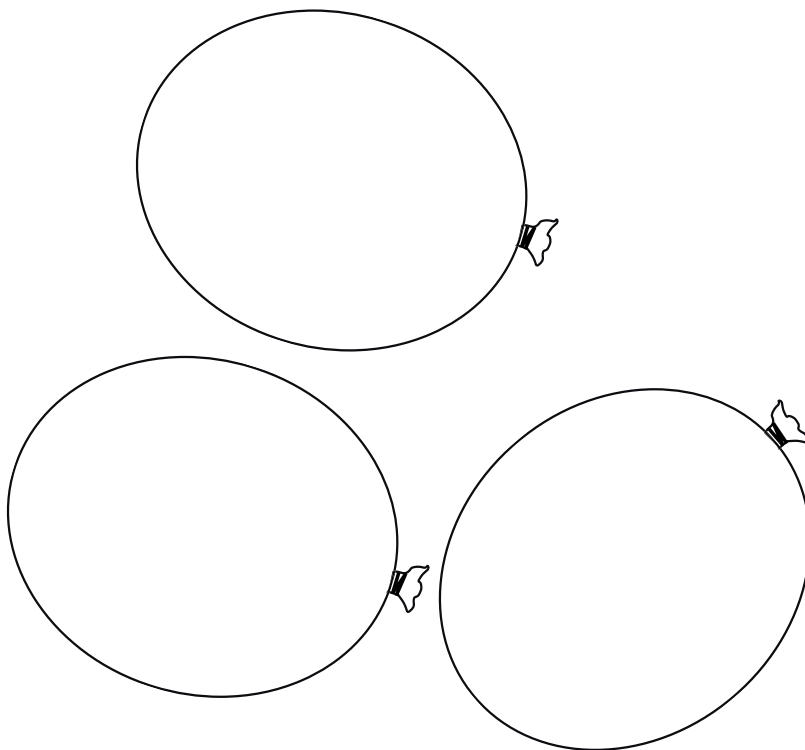








# It's My Party!



\_\_\_\_\_ [name]

©2014 Pearson Education, Ltd



I've got a present. It's a \_\_\_\_\_ I'm happy today!

\_\_\_\_\_ [toy]

4



Today is \_\_\_\_\_ [day] \_\_\_\_\_.

I'm having a party.

2




My friends are eating

\_\_\_\_\_ [food] \_\_\_\_\_.

3





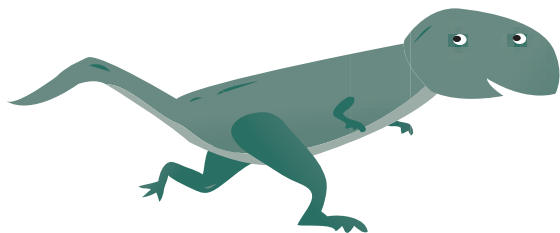
Unit 1, page 15



Unit 2, page 27






Unit 3, page 39




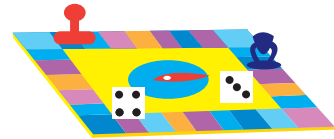


Unit 6, page 79





Unit 8, page 107



Unit 9, page 119

