Tiger Time 1

Student's Book

زبانکده اوس
www.avasshop.ir

Student's Resource Centre

Carol Read • Mark Ormerod

macmillan education

Tiger Time 1

STUDENT'S BOOK

My name is _____.

Hello, Tiger! page 3

1 Back to School page 7

2 The Gingerbread Man page 17

Tiger Review 1 page 27

3 Tiger is Lost page 29

4 Dinner Time page 39

Tiger Review 2 page 49

5 The Sore Paw page 51

6 The Missing Skateboard page 61

Tiger Review 3 page 71

Mother's Day page 74

Father's Day page 76

Teacher's Day page 78

Picture Dictionary page 80

Cut-outs page 83

macmillan education

Carol Read • Mark Ormerod

Tiger Time 1 Syllabus

	Active vocabulary	Active structures	CLIL
Hello, Tiger!	hello, goodbye roar, jump, run, tiger boy, girl, colours, numbers 1–10 apple, ball, banana, book, cat, dog raining, cold, sunny, windy, cloudy, hot	What's your name? I'm (Tiger). How old are you? I'm (six). How many (tigers)? It's (hot).	
1 Back to School	bag, pencil, pen, crayon, ruler, rubber, pencil case, sharpener talk, draw, colour, play, sing	Can I have this (pencil), please? Yes, of course. Put it in the basket. I (draw) at school. Do you (sing) at school? Yes, I do./No, I don't. My school uniform is (blue).	Social Science: What we do at school
2 The Gingerbread Man	head, eyes, mouth, nose, ears, arms, hands, legs listen, smell, see, touch, taste	I've got (arms). This is (the head). This is my (nose). I (see) with my (eyes). We play (tag).	Science: Our five senses
3 Tiger is Lost	father, mother, brother, grandmother, grandfather, sister, baby, family aunt, uncle, cousin, small, big	Have you got (Tiger)? Yes, I have./No, I haven't. This family is (big). Who's this? This is my (cousin). I live with (my mum and my brother).	Social Science: Different families
4 Dinner Time	peas, eggs, mushrooms, milk, carrots, potatoes, cheese, sausages numbers 1–20 plants, animals, fruit, vegetables, meat, fish	I love/like/don't like (beef). Do you like (cheese)? Yes, I do./No, I don't. Put (carrots) in the omelette. (Bananas) are (fruit). (Bananas) are from (plants). (Beef) is (meat). (Beef) is from animals.	Science: Food we eat
5 The Sore Paw	parrot, snake, elephant, monkey, giraffe, frog, crocodile, mouse walk, run, climb, jump, swim, fly	I've got a sore (paw). Can you help me, please? No, sorry. I can't./Yes, of course I can. A (giraffe) can (run). I can (jump). Can you (fly)? Yes, I can./No, I can't. I can see a (mouse). It's (brown).	Science: How we move
6 The Missing Skateboard	car, doll, bike, scooter, skateboard, kite, board game, computer game wood, plastic, metal, paper	Where's my (skateboard)? Is it in/on/under the (table)? Yes, it is./No, it isn't. The (car) is in/on/under the (book). My (pencil) is made of (wood). In the holidays, I play with my (bike).	Science: Materials
Festivals	**Mother's Day:** basket, bracelet, card, flower, present **Father's Day:** book, cake, football, hat, tie **Teacher's Day:** bag, mug, plant, sunflower, T-shirt	Have you got a basket? Yes, I. I've got a yellow basket. Happy Mother's Day! I've got a present. It's for my dad. What is it? It's a (football). Happy Father's Day! What's your name? Have you got a (sunflower)? Yes, I have. Happy Teacher's Day!	

www.avaashop.ir

Hello, Tiger!

Lesson 1

1 CD1 2 Listen, point and mime. digital

2 CD1 3 Listen and sing *Hello, I'm Tiger*.

زبانکده اوس
www.avasshop.ir

www.avasshop.ir

3 Make the Tiger mask (TB, p159). CD1 2 Act out the song.

4 CD1 5 Listen and sing *What's your name?* Say.

5 CD1 6 Listen. Answer the questions. Repeat.

6 Do a role play.

www.iran-archive.com

Introduction and review: *What's your name? I'm (Sue). How old are you? I'm (six). boy, girl,* numbers 1–10

7 Listen, point and say *The colour chant*. Colour.

8 Find, trace and say the numbers. Listen, look and count.

www.avasshop.ir

9 Listen, number and repeat.

10 Look and draw. Say.

1



2

3



www.avaashop.ir

Review: *It's (hot). raining, cold, sunny, windy, cloudy, hot*

1 Back to School

Lesson 1 Vocabulary

1 CD1 12 Listen, look and repeat. digital

2 CD1 12 Listen, point and say *Tiger's word chant*.

3 Stick and say. Play *Word or number*.

1
bag

2 
pencil

3
pen

4
crayon

5
ruler

6
rubber

7
pencil case

8
sharpener

www.avasshop.ir

Vocabulary input: *bag, pencil, pen, crayon, ruler, rubber, pencil case, sharpener*

Lesson 2 Story

4 CD1 14 **Listen to the story.** **Say *stop!***
Answer the questions.







www.asopi.ir

Story and language input: *Can I have this (pencil), please? Yes, of course.*

5

6

7

8

Tiger Values

When you ask for something, say 'please' and 'thank you'.

www.pbookshop.com

Lesson 3 Story activities

5 CD1 15 Listen and say the missing words.

6 Circle the things Sue and Jay buy.

7 CD1 16 Listen and sing *Can I have this pen, please?*

Find, colour and say.



www.avasshop.ir

Lesson 4 Speaking

8 CD1 19 Listen, look and say.

9 Make the cut-out on page 83. Act out the story.

10 Do a role play.

Pronunciation: *Put the pen and the pencil in the pencil case.*
Communication: *Can I have this (pen), please? Yes, of course. Put it in the basket.*

www.avasshop.ir

What we do at school

Lesson 5 CLIL

11 CD1 19 Listen and point. Mime and say.





12 CD1 20 Listen and repeat. Answer the questions.

PING AND PONG



www.asslideus.ir

Content input: what we do at school: *talk, draw, colour, play, sing*

Lesson 6 CLIL

13 CD1 21 Listen, number and repeat.

14 CD1 22 Listen and point. Sing *I draw at school*.
Tick (✔) what you do at school.

a

b

c

1

d

e

15 Play *Mime and guess*.

OVER TO YOU

Content and personalisation: *I (draw) at school. Do you (sing) at school? Yes, I do./No, I don't.*

www.avasshop.ir

Lesson 7 Unit review

16 Listen, number and repeat. Read and stick.

a

crayon

b

pen

c

ruler

d

bag

e

pencil

f

pencil case

g

1
rubber

h

sharpener

www.avasshop.ir

17 Match and say.

1 2 3 4 5

a b c d e

18 CD1 24 Listen, point and repeat. Ask and answer.

Learning to LEARN

Go to the Picture Dictionary on page 80.

www.avaashop.ir

Kids' Culture 1

1 CD1 25 Listen and say a traditional rhyme: *Two, four, six, eight*.

video

زبانکده اوس
www.avasshop.ir

2 CD1 26 Listen and number. Draw and say.

COMPARING CULTURES

a

b

c

www.avasshop.ir

Intercultural learning: *Two, four, six, eight*
Language input: *My school uniform is (blue).*

2 The Gingerbread Man

Lesson 1 Vocabulary

1 CD1 29 Listen, look and repeat. digital

2 CD1 30 Listen, point and say *Tiger's word chant*.



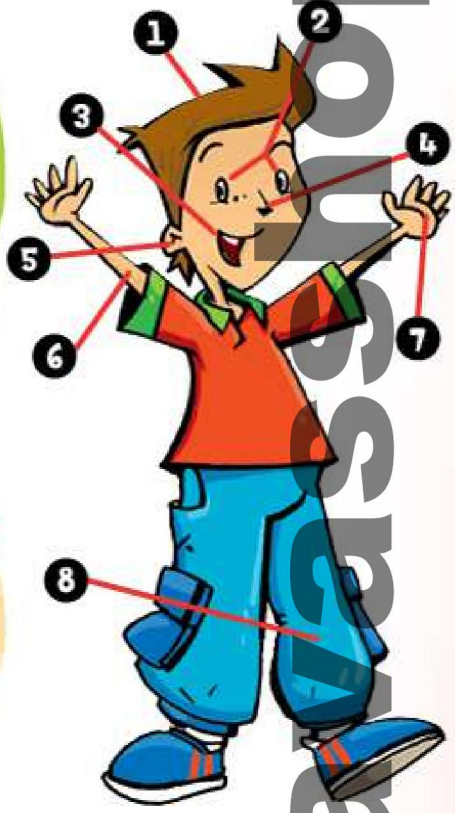

3 Stick and say. Play *Word or number*.

1
head

2 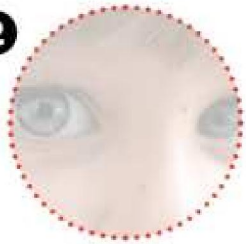
eyes

3 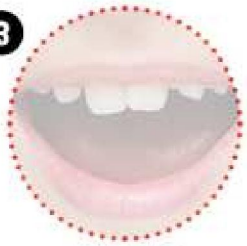
mouth

4
nose

5
ears

6
arms

7
hands

8
legs

www.aasshop.ir

Vocabulary input: *head, eyes, mouth, nose, ears, arms, hands, legs*

Lesson 2 Story



4 **Listen to the story.** **Say *stop!***
Answer the questions.







www.avadp.ir

Story and language input: *I've got (arms). This is (the head).*



Tiger Values

Wash your hands before you touch food.

www.atlasschool.ir

Lesson 3 Story activities

5 CD1 22 Listen and say the missing words.

6 Trace and colour. Point and say.



7 CD1 23 Listen and sing *I've got a head*.

Circle the gingerbread man from the story.

www.avasshop.ir

Lesson 4 Speaking

8 CD 35 Listen, look and say.

9 Make the cut-out on page 85. Act out the story.

10 Play *This is my head!*

Pronunciation: *I've got a nose, but I've got no toes!*
Communication: *This is my (head).*

www.avasshop.ir

Our five senses

Lesson 5 CLIL

11 CD1 36 **Listen and point.** **Mime and say.**

12 CD1 37 **Listen and repeat. Answer the questions.**

PING AND PONG

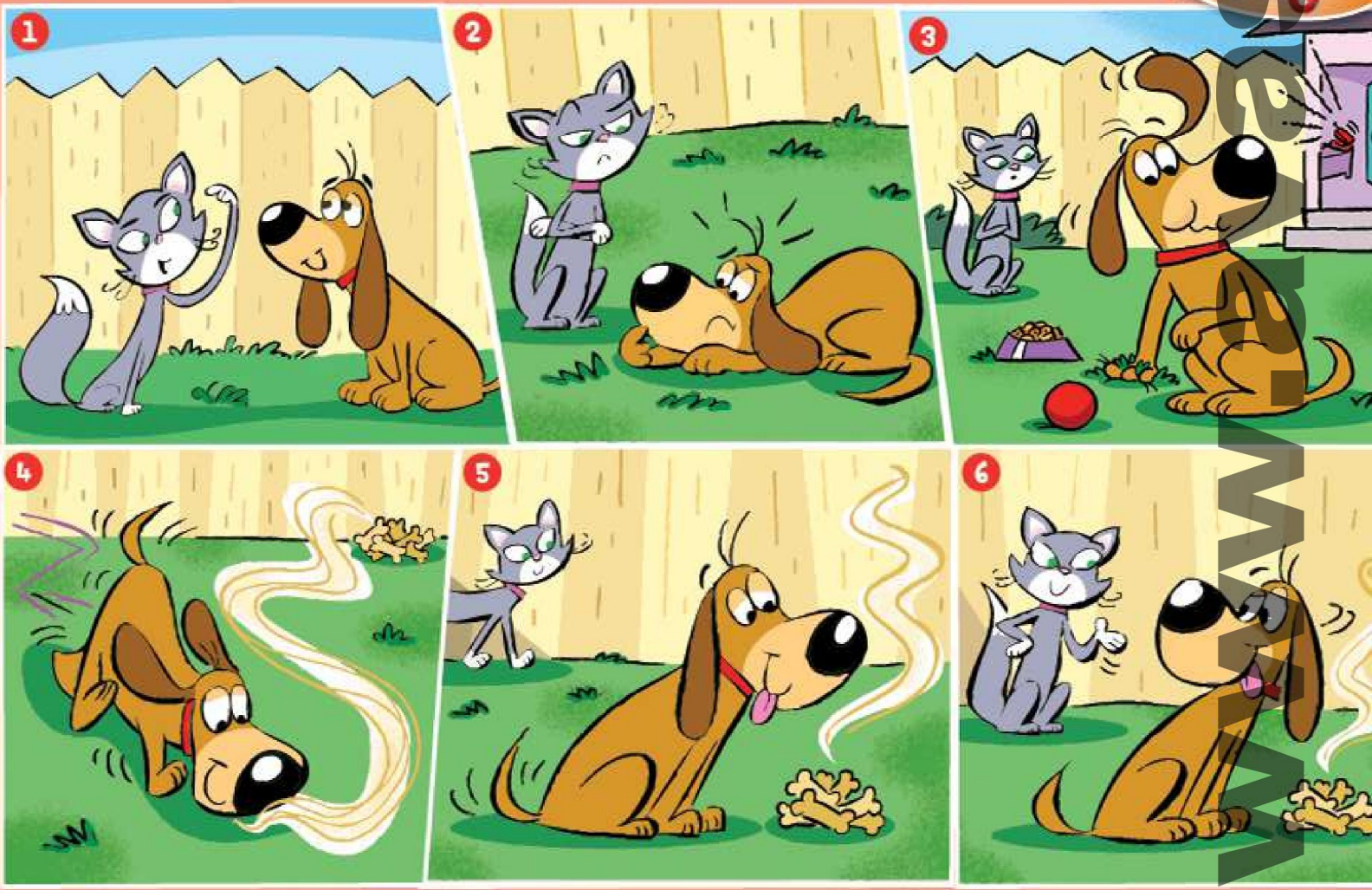

www.iaeshop.ir

Content input: our five senses: *listen, smell, see, touch, taste*

Lesson 6 CLIL

13 CD1 38 Listen, number and repeat.

14 CD1 39 Listen and point. Sing *I listen with my ears*. Match.

15 Play *I smell with my nose.*

Content and personalisation: *I (see) with my (eyes).*

www.avasshop.ir

Lesson 7 Unit review

16 CD1 40 Listen, number and repeat. Read and stick.

a

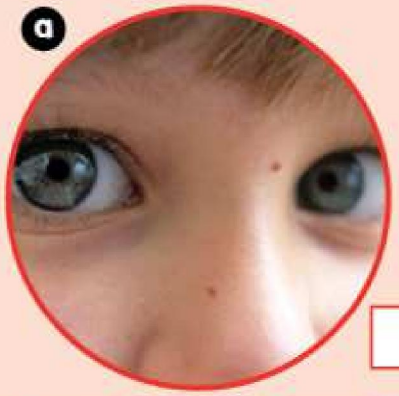

eyes

b



1

head

c

legs

d

ears

e

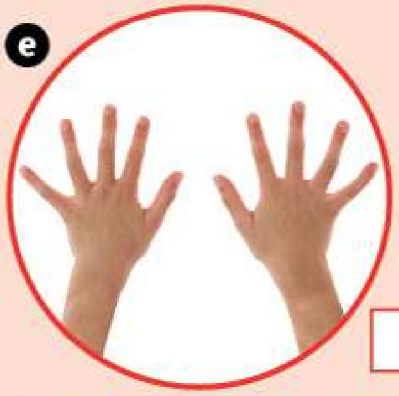

hands

f

nose

g

arms

h

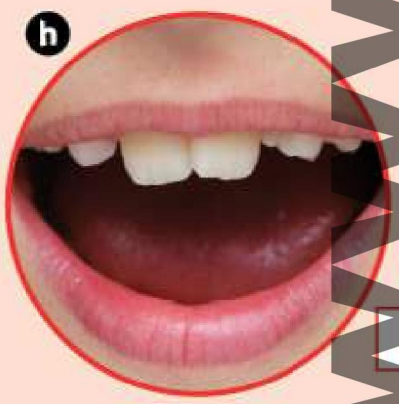

mouth

www.avasshop.ir

17 Match and say.

1 2 3 4 5

a b c d e

18 CD1 41 Listen and point. Listen again and respond.

Learning to LEARN

Go to the Picture Dictionary on page 80.

www.avasshop.ir

Kids' Culture 2

1 CD1 42 **Listen, sing and act out a song: *Hokey cokey*.**

video

2 CD1 43 **Listen and number. Draw and say.**

www.avaxshop.i

Intercultural learning: song: *Hokey cokey*
Language input: *We play (tag).*

Tiger Review 1

1 Play *Tiger says.*

2 CD1 44 Listen, number and say. Circle red or blue.

a 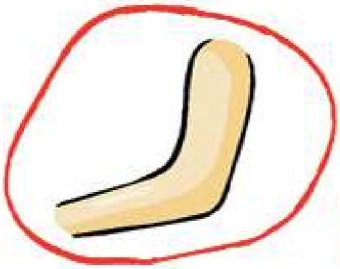

b 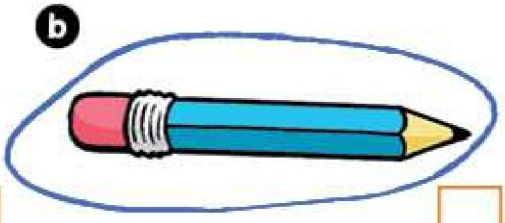

c 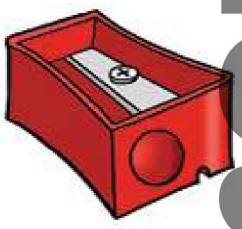

d

1

e

f 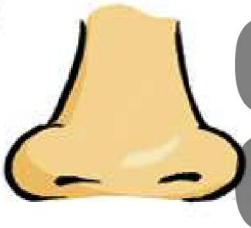

g 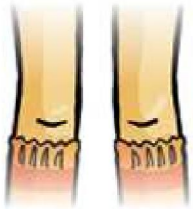

h 

i

3 Draw and play *Guess the pictures!*

www.avaasshop.ir

Can you remember?

4 CD1 48 Listen and point. Say.

زبانکده اوس
www.avasshop.ir

5 CD1 48 Listen and choose. Sing your favourite song.

6 Think and colour.

www.avasshop.ir

3 Tiger is Lost

Lesson 1 Vocabulary

1 CD2 5 Listen, look and repeat. digital

2 CD2 6 Listen, point and say *Tiger's word chant*.

3 Stick and say. Play *Word or number*.

1
father

2
mother

3
brother

4
grandmother

5
grandfather

6
sister

7
baby

8
family

Vocabulary input: *father, mother, brother, grandmother, grandfather, sister, baby, family*

www.aasspp.ir

Lesson 2 Story

4 CD2 7 **Listen to the story. Do the action.**
Answer the questions.

1



2



3

4

www.pavarsi.ir

Story and language input: *Have you got (Tiger)? Yes, I have./No, I haven't.*

Tiger Values

Help your family.

www.gavesh.ir

Lesson 3 Story activities

5 Listen and say the missing words.

6 Number the pictures in order. Point and say.

a

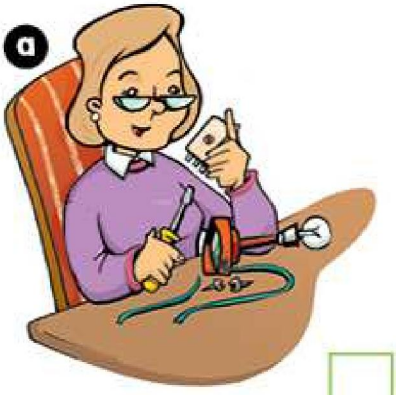

b

c

d

e

7 Listen and sing *Have you got Tiger?*

Circle who's got Tiger. Trace and colour.

1

2

3

4

5





www.avasshop.ir

Lesson 4 Speaking

8 CD1 11 Listen, look and say.

9 Make the cut-out on page 87. Act out the story.

10 Play *Have you got Tiger, Dad?*

Pronunciation: *Granny and Grandad are great!*
Communication: *Have you got (Tiger), (Dad)? Yes, I have./No, I haven't.*

www.avasshop.ir

Different families

Lesson 5 CLIL

11 CD2 12 Listen, point and say.



12 CD2 13 Listen and repeat. Answer the questions.

PING AND PONG



Content input: different families: *aunt, uncle, cousin, small, big*

www.passa.ir

Lesson 6 CLIL

13 CD2 14 Listen and colour red or blue. Repeat.

14 CD2 15 Listen and sing *Some families are big*.

Tick (✔) the family in the song.

1

2


3

4

5


6

15 Talk about your family.

Content and personalisation: *This family is (big). Who's this? This is my (cousin).*

www.avaasshop.ir

Lesson 7 Unit review

16 CD2 16 Listen, number and repeat. Read and stick.

a

sister

b

c

d

e

f

g



h

www.avasshop.ir

17 CD2 17 Listen and circle. Look and say.

1 a

b

2 a

b

3 a

b

18 CD2 18 Listen, tick (✔) or cross (✘) and repeat.
Ask and answer.

1

✘

2

3

www.avasshop.ir

Learning to LEARN → Go to the Picture Dictionary on page 81.

Kids' Culture 3

1 CD2 19 **Listen, sing and act out a song:** *The baby wants a mother*.

video

2 CD2 20 **Listen and number.** **Draw and say.**

COMPARING CULTURES

a

b

c

www.avasshop.i

Intercultural learning: song: *The baby wants a mother*
Language input: *I live with (my mum and my brother).*

4 Dinner Time

Lesson 1 Vocabulary

1 CD2 23 Listen, look and repeat. digital

2 CD2 24 Listen, point and say *Tiger's word chant*.

3 Stick and say. Play *Word or number*.

1
peas

2 
eggs

3
mushrooms

4
milk

5
carrots

6
potatoes

7
cheese

8 
sausages

www.aeshop.ir

Vocabulary input: *peas, eggs, mushrooms, milk, carrots, potatoes, cheese, sausages*

Lesson 2 Story



4 CD2 25 **Listen to the story. Do the action.**
Answer the questions.

www.eslprintables.com

Story and language input: *I love/like/don't like (mushrooms). Do you like (cheese)? Yes, I do./No, I don't.*



Tiger Values

Be careful when you're in the kitchen.

www.ahlcbs.com

Lesson 3 Story activities

5 CD2 26 Listen and say the missing words.

6 CD2 27 Listen, count and trace. Circle the food in the omelette.

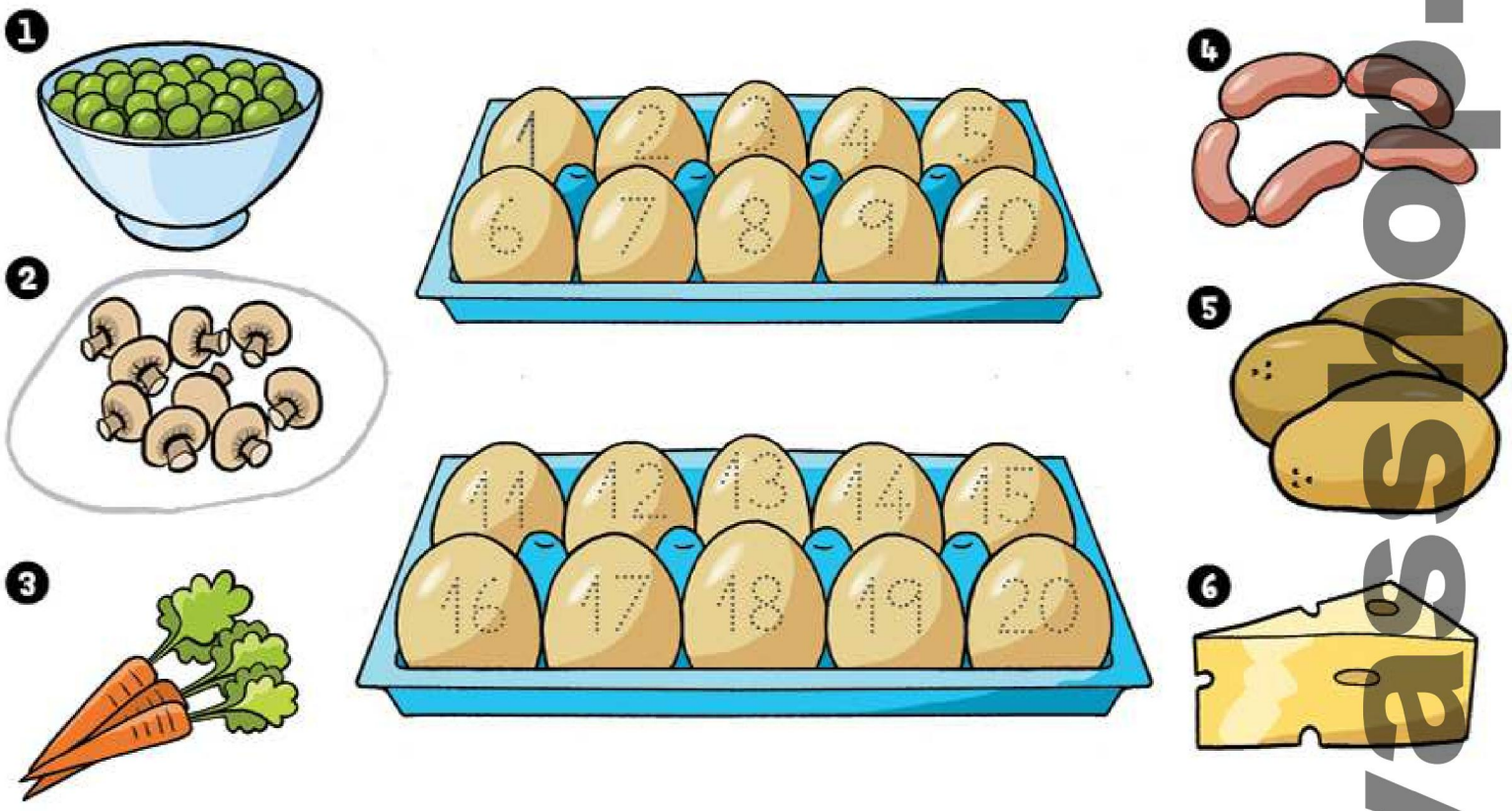

7 CD2 28 Listen and number the pictures in order.

Sing *I don't like sausages*.

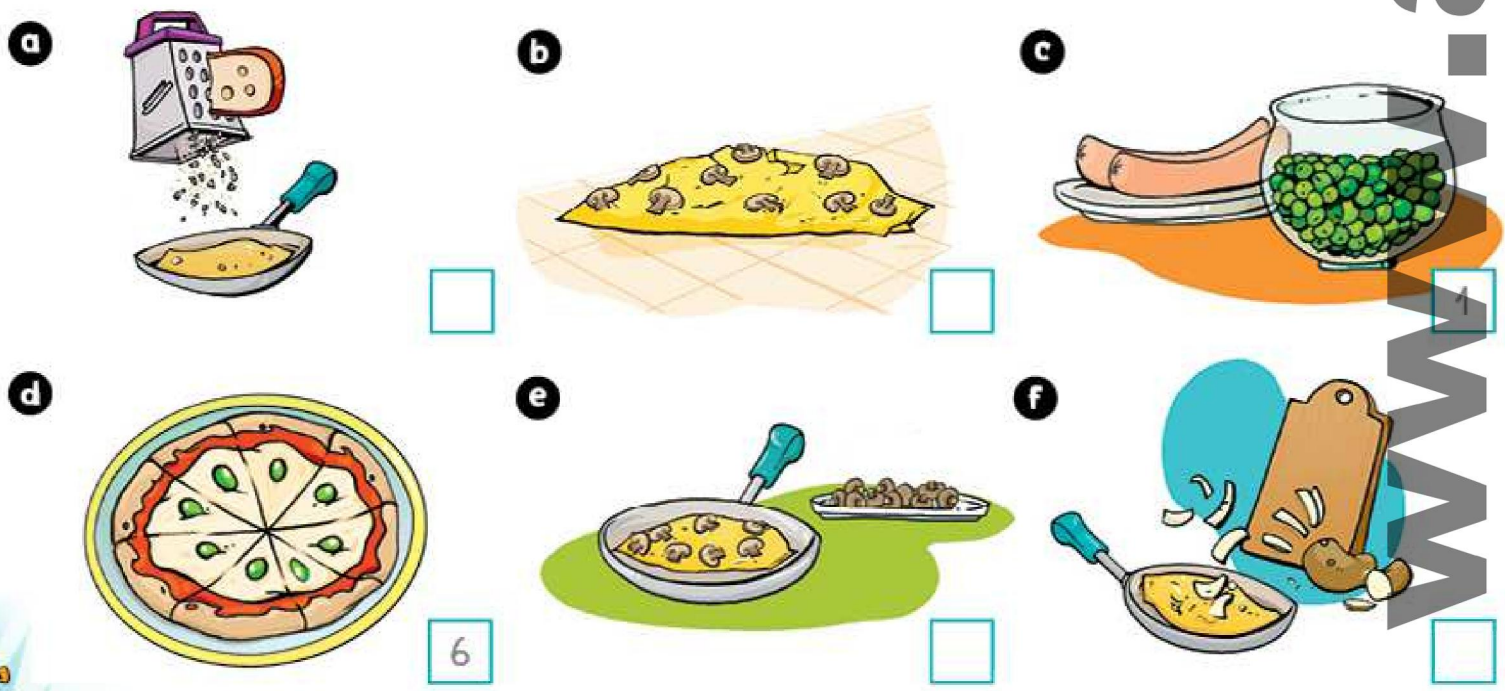

www.avaashop.ir

Lesson 4 Speaking

8 CD2 20 Listen, look and say.

9 Make the cut-out on page 89. Act out the story.

10 Do a role play.

Pronunciation: *Cheese and peas for me, please!*
Communication: *Do you like (carrots)? Yes, I do./No, I don't. Put (carrots) in the omelette.*

www.avasshop.ir

Food we eat

Lesson 5 CLIL

11 CD2 21 Listen, point and say.



12 CD2 32 Listen and repeat. Answer the questions.

PING AND PONG

www.asshop.ir

Content input: food we eat: *plants, animals, fruit, vegetables, meat, fish*

Lesson 6 CLIL

13 CD2 33 Listen, match and repeat.

14 CD2 34 Listen and point. Sing *Bananas are fruit*.
Tick (✔) the food in the song.



15 Play *I like fish!*

Content and personalisation: *(Bananas) are (fruit). (Bananas) are from (plants). (Beef) is (meat). (Beef) is from (animals). I like/don't like (milk).*

www.avasshop.ir

Lesson 7 Unit review

16 CD2 35 Listen, number and repeat. Read and stick.

a



carrots

b

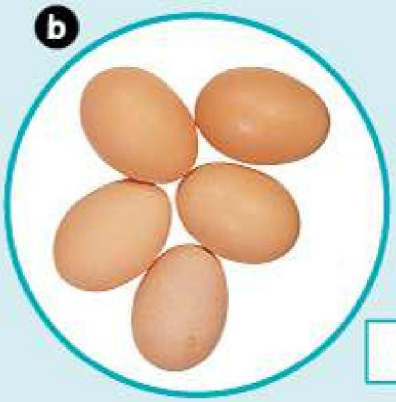

c

d



e



f



g

1

h



www.avasshop.ir

17 Look and circle the odd one out. Say.

1

2 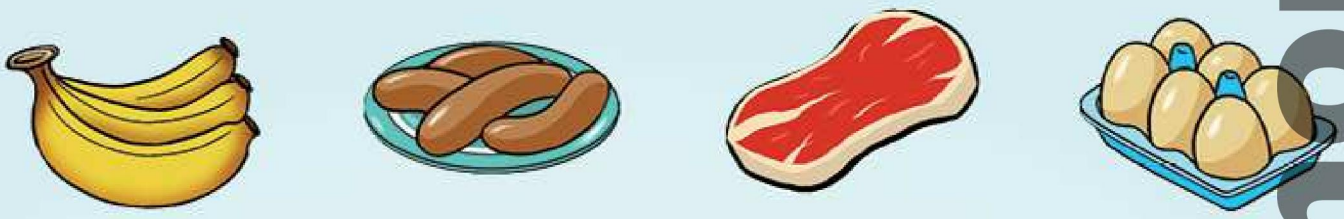

3 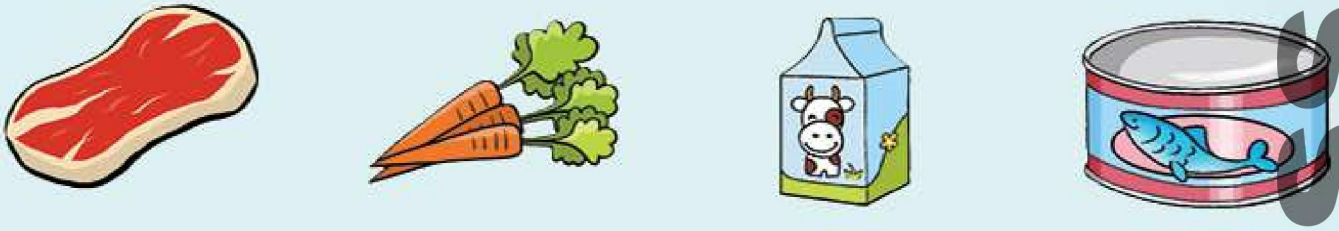

4

18 CD2 36 Listen, circle and repeat. Ask and say.

a 11 12 13

b 14 15 16

c 17 18 19

Learning to LEARN

Go to the Picture Dictionary on page 81.

www.avasshop.ir

Kids' Culture 4

1 CD2 37 Listen, sing and act out a traditional song: *Ten fat sausages*.

video

2 CD2 38 Listen and number. Draw and say.

COMPARING CULTURES

a

b

c

www.avgsshop.i

Intercultural learning: traditional song: *Ten fat sausages*
Language input: *I like (carrots).*

Tiger Review 2

1 Play *Tiger says.*

2 CD2 39 Listen, number and say. Circle red or blue.

a 

b 

c

d 

10

e

f 

g

h 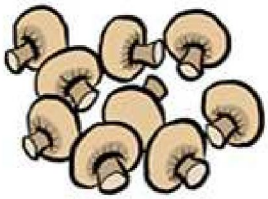

i

3 Draw and play *Guess the pictures!*

www.avasshop.ir

Can you remember?

4 CD2 40 Listen and point. Say.

5 CD2 41 Listen and choose. Sing your favourite song.

6 Think and colour.

www.avaasshop.ir

5 The Sore Paw

Lesson 1 Vocabulary

1 CD3 5 Listen, look and repeat. digital

2 CD3 6 Listen, point and say *Tiger's word chant*.



3 Stick and say. Play *Word or number*.

1
parrot

2
snake

3 
elephant

4 
monkey

5
giraffe

6
frog

7 
crocodile

8 
mouse

www.avassnop.ir

Vocabulary input: *parrot, snake, elephant, monkey, giraffe, frog, crocodile, mouse*

Lesson 2 Story



4 CD 7 **Listen to the story.** **Say *stop!***
Answer the questions.

1

2

3

4



www.eslpublishing.com

Story and language input: *I've got a sore (paw). Can you help me, please? No, sorry. I can't./Yes, of course I can.*

Tiger Values

Be kind to your friends.

www.abc.fi

Lesson 3 Story activities

5 Listen and say the missing words.

6 Tick (✔) the animals in the story. Circle the animal that helps Tiger.



7 Listen and sing *Can you help me, please?*

Number the pictures in order.



www.avaashop.ir

Lesson 4 Speaking

8 CD3 11 Listen, look and say.



9 Make the cut-out on page 91. Act out the story.

10 Do a role play.

Pronunciation: *I've got a mouse and a monkey.* **Communication:** *I've got a sore (mouth). Can you help me, please? No, sorry. I can't./Yes, of course I can.*

www.avasshop.ir

How we move

Lesson 5 CLIL

11 CD3 12 **Listen and point.** **Mime and say.**



12 CD3 13 **Listen and repeat. Answer the questions.**



www.aasshop.ir

Content input: how we move: *walk, run, climb, jump, swim, fly*

Lesson 6 CLIL

13 CD3 14 Listen, number and repeat.

14 CD3 15 Listen and point. Sing *A frog can jump*.
Tick (✔) what you can do.

a ✔

b

c 1

d

e

f

15 Play *A parrot can fly!*

OVER TO YOU

Content and personalisation: *A (giraffe) can (run). I can (jump). Can you (fly)? Yes, I can./No, I can't.*

www.avaesshop.ir

Lesson 7 Unit review

16 CD3 16 Listen, number and repeat. Read, stick and write.

a



monkey

monkey

b

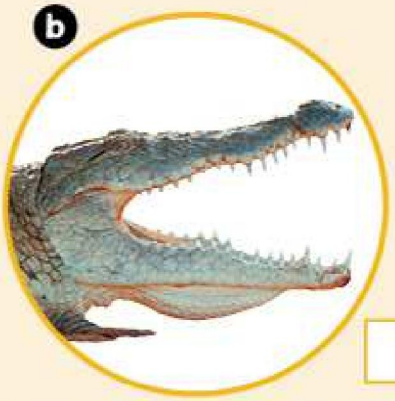

c

d

e

f

g

h

www.avasshop.ir

17 Match and say.

1
2
3
4
5
6 

a
b
c

d
e
f

18 CD 17 Listen, circle and repeat. Ask and answer.

1 ☺ ☹
2 ☺ ☹
3 ☺ ☹

Learning to LEARN

Go to the Picture Dictionary on page 82.

www.avasshop.ir

Kids' Culture 5

1 CD3 18 Listen, say and act out a traditional rhyme: *Eeny meeny miny moe*.

video

2 CD3 19 Listen and number. Draw and say.

www.avaxshop.i

Intercultural learning: traditional rhyme: *Eeny meeny miny moe*
Language input: *I can see a (mouse). It's (brown).*

6 The Missing Skateboard

Lesson 1 Vocabulary

1 CD3 22 Listen, look and repeat. digital

2 CD3 23 Listen, point and say *Tiger's word chant*.

3 Stick and say. Play *Word or number*.

1
car

2
doll

3
bike

4
scooter

5
skateboard

6
kite

7
board game

8 
computer game

www.ansshop.ir

Vocabulary input: *car, doll, bike, scooter, skateboard, kite, board game, computer game*

Lesson 2 Story



4 CD2 24 **Listen to the story.** **Say *stop!***
Answer the questions.

1

2

3

4

www.asahi.com

Story and language input: *Where's my (skateboard)? Is it in/on/under the (table)? Yes, it is./No, it isn't.*



Tiger Values

When you play on a skateboard, wear a helmet.

www.avasslearn.com

Lesson 3 Story activities

5 CD3 25 Listen and say the missing words.

6 Match the toys to the places in the story. Say.

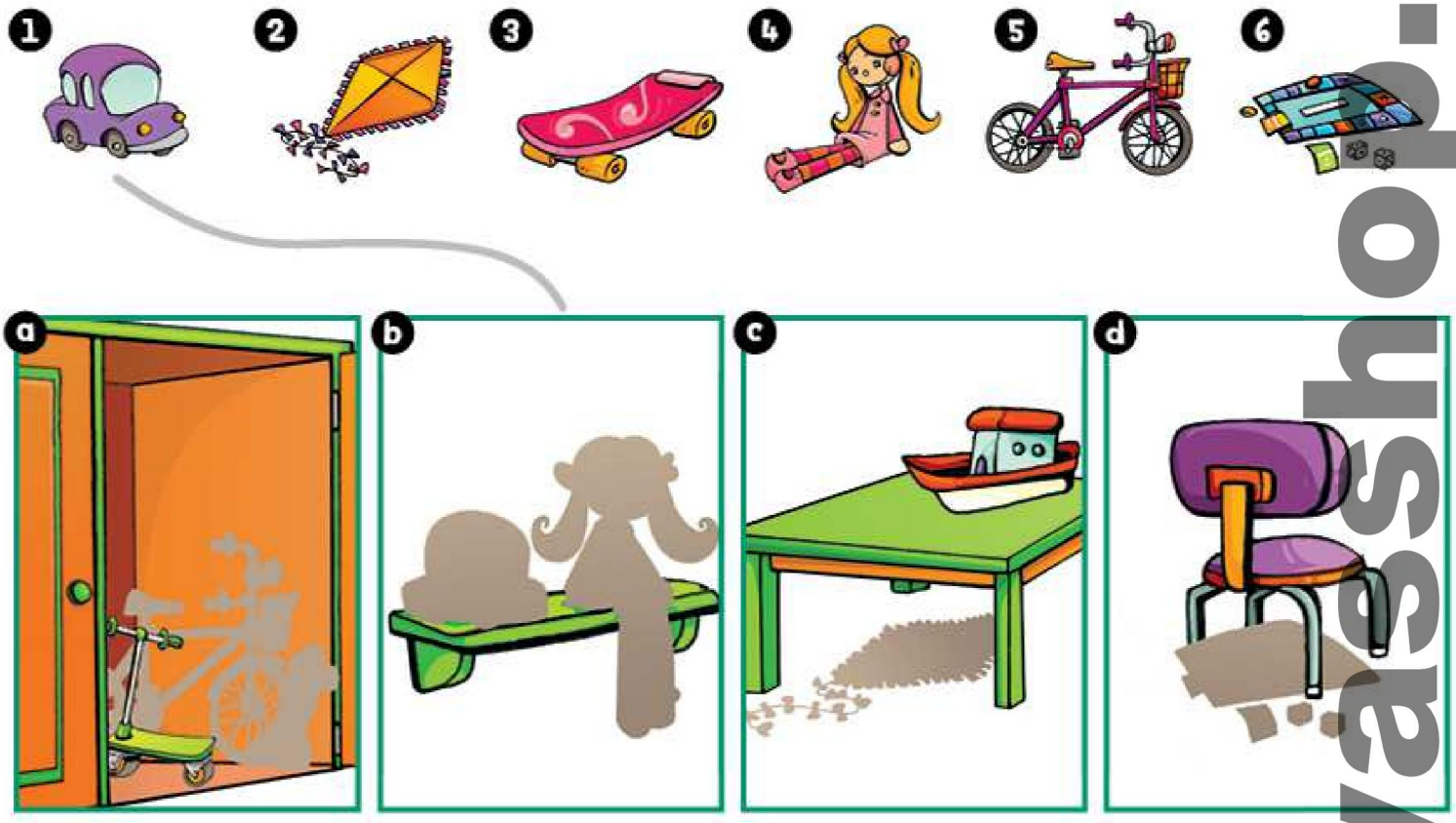

7 CD3 26 Listen and sing *Where's my skateboard?*

Draw the skateboard.

www.avaeshop.ir

Lesson 4 Speaking

8 CD3 28 Listen, look and say.

9 Make the cut-out on page 93. Act out the story.

10 Play *Where's my car?*

Pronunciation: *A brown bike and a blue board game.* **Communication:** *The (car) is in/on/under the (book). Where's my (car)? Is it (under) the book? Yes, it is./No, it isn't.*

www.avasshop.ir

Materials

Lesson 5 CLIL

11 CD3 29 **Listen, point and say.**

12 CD3 30 **Listen and repeat. Answer the questions.**

PING AND PONG

www.avaeshop.ir

Content input: materials: *wood, plastic, metal, paper*

Lesson 6 CLIL

13 CD3 21 Listen, match and repeat.

14 CD3 22 Listen and point. Sing *Materials are fantastic!*
Tick (✔) the objects in the song.





15 Talk about your things.

www.avaashop.ir

Content and personalisation: *My (pencil) is made of (wood).*

Lesson 7 Unit review

16 Listen, number and repeat. Read, stick and write.

a

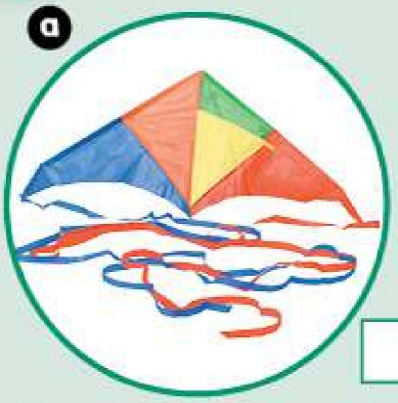

kite

b

1

c

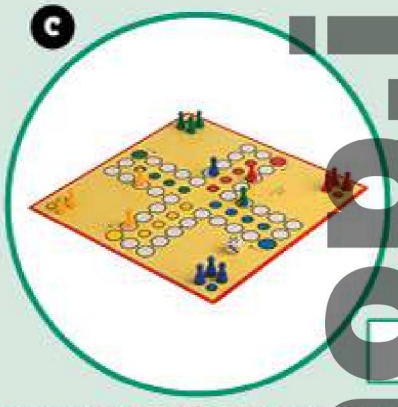

kite

d

e

f

g

h

www.avasshop.ir

17 CD3 34 Listen and tick (✔) or cross (✘). Say.

1

2

3 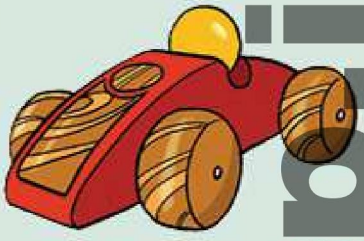

4

5

6

18 CD3 35 Listen, point and repeat. Ask and answer.

Learning to LEARN

Go to the Picture Dictionary on page 82.

www.avaasshop.ir

Kids' Culture 6

1 CD3 36 **Listen, sing and act out a song:** *Four great toys in a toy shop.*

video

2 CD3 37 **Listen and number.** **Draw and say.**

a

b

c

www.avaxshop.i

Intercultural learning: song: *Four great toys in a toy shop*
Language input: *In the holidays, I play with my (bike).*

Tiger Review 3

1 Play *Tiger says.*

2 Listen, number and say. Circle red or blue.

a 

b

c 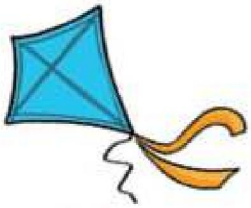

d

e

f 

g

h 

i 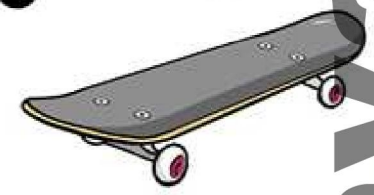

3 Draw and play *Guess the pictures!*

www.avasshop.ir

Can you remember?

4 CD3 39 Listen and point. Say.

5 CD3 40 Listen and choose. Sing your favourite song.

6 Think and colour.

www.avaasshop.ir

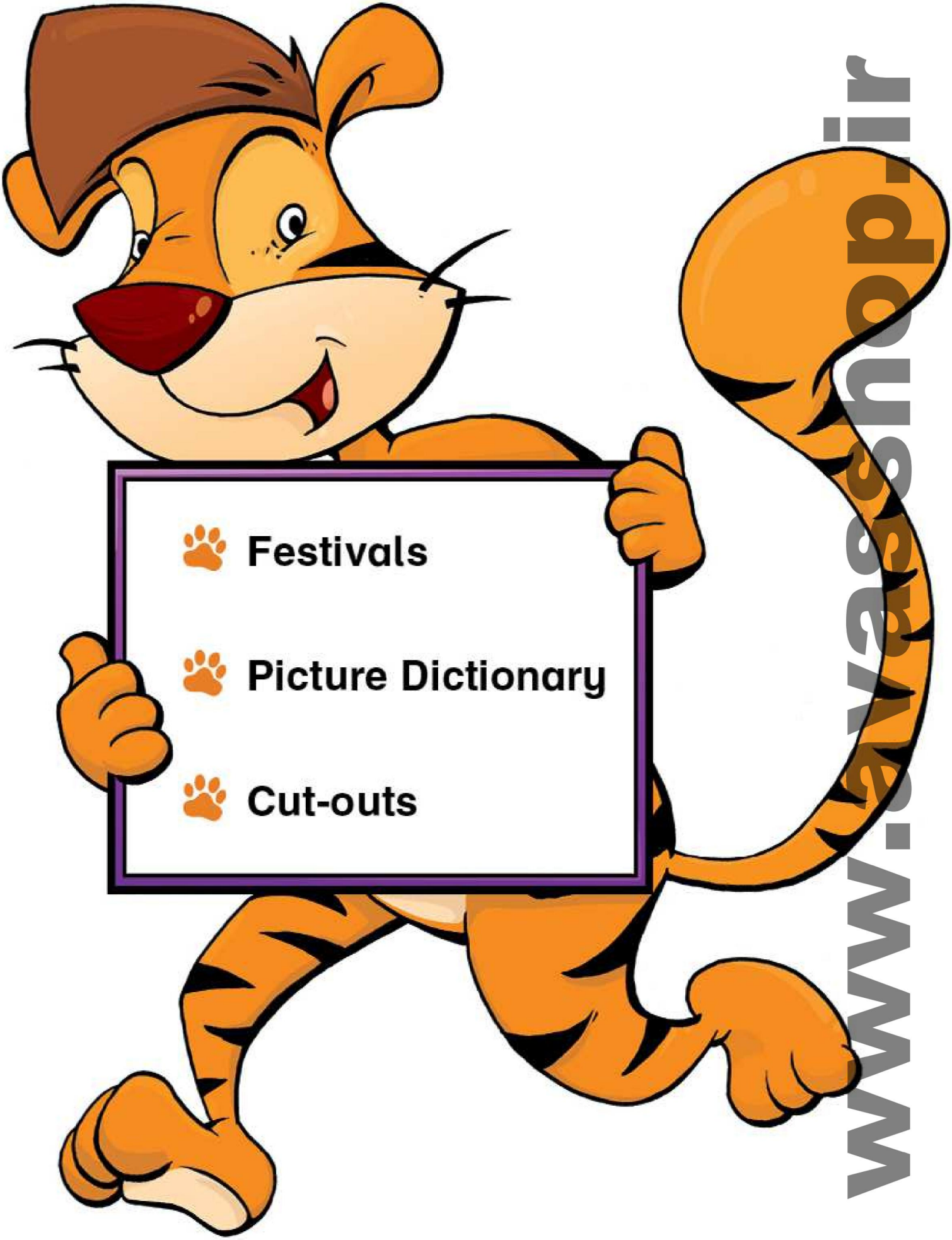

www.aaashop.ir

Mother's Day



1 Listen and point. Mime and say.

1

2

3

4

5

2 Listen and find. Sing *Happy Mother's Day!*

Vocabulary input: *basket, bracelet, card, flower, present*

www.avasshop.fr

3 Count and write.

a 2

b

c

d

e

4 CD4 2 Listen, match and repeat.

1

2

3

a

b

c

5 Make a paper basket (TB, p156).

Do a role play.

Communication: *Have you got (a basket?) Yes, I have. I've got (a yellow basket). Happy Mother's Day!*

www.avaasslide.ir

Father's Day

1 CD4 4 **Listen and point.** **Mime and say.**

1

2

4

5

2 CD4 5 **Listen and find.** **Say the** ***Father's Day chant!***



www.avasshop.ir

Vocabulary input: *book, cake, football, hat, tie*

3 Look and draw. Say.

1 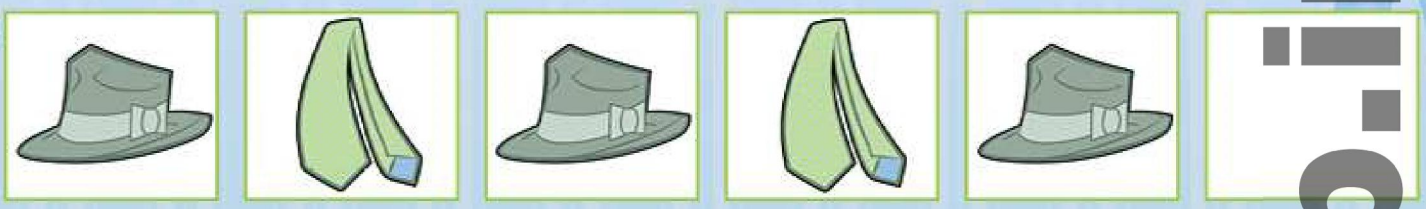

2 

3 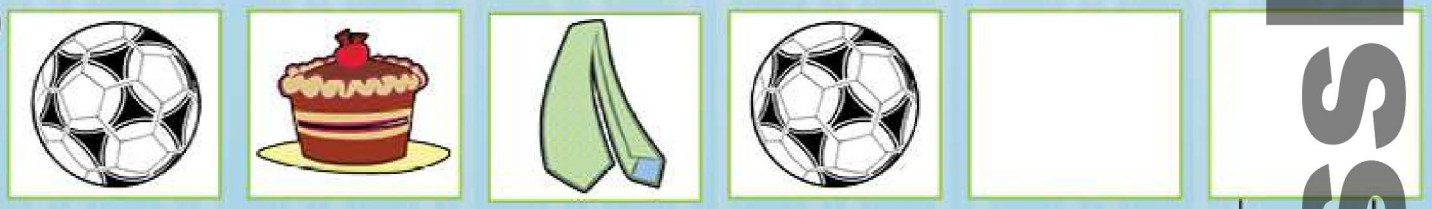

4 Listen, match and repeat.

1

2

3

زبانکده اوس
www.avasshop.ir

a

b

c 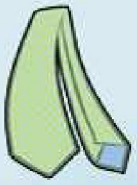

5 Make a Father's Day present (TB, p157).
Do a role play.

www.avasshop.ir

Communication: *I've got a present. It's for my dad. What is it? It's a (football). Happy Father's Day!*

Teacher's Day

1 CD4 7 Listen and point. Mime and say.

1

2

3

4

5

2 CD4 8 Listen and find. Say the *Teacher's Day chant*.

Vocabulary input: *bag, mug, plant, sunflower, T-shirt*

www.avasshop.ir

3 Count and write.

a

b

c

4 Listen, match and repeat.

1

2

3

a

b

c

5 Make a paper sunflower (TB, p158).

Do a role play.

Communication: *What's your name? Have you got (a sunflower)? Yes, I have. Happy Teacher's Day!*

www.avaasshop.ir

Picture Dictionary

Unit 1

bag

crayon

pen

pencil

pencil case

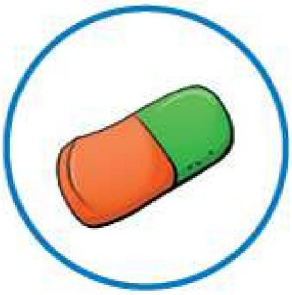
rubber


ruler

sharpener

Unit 2


arms

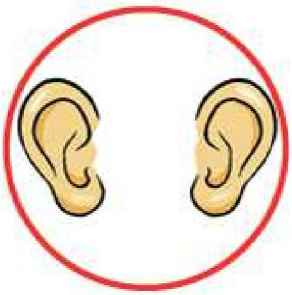
ears

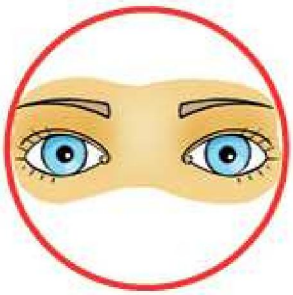
eyes

hands

head

legs


mouth

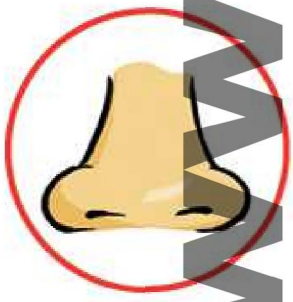
nose

www.avasshop.ir

Unit 3

baby

brother

family

father

grandfather

grandmother

mother

sister

Unit 4

carrots


cheese


eggs

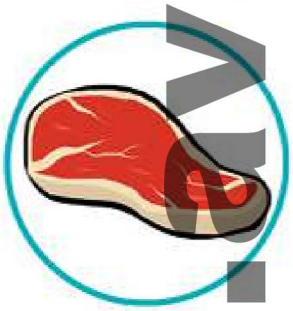
beef

milk


peas


potatoes

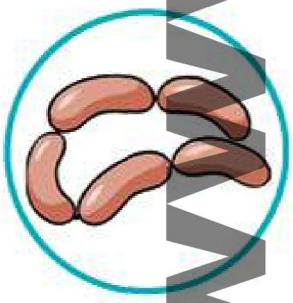
sausages

www.eyasshop.ir

Unit 5



Unit 6



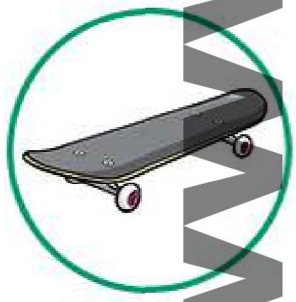

www.asiapop.ir

Lesson 4 Make the supermarket basket and classroom objects. Act out the story.

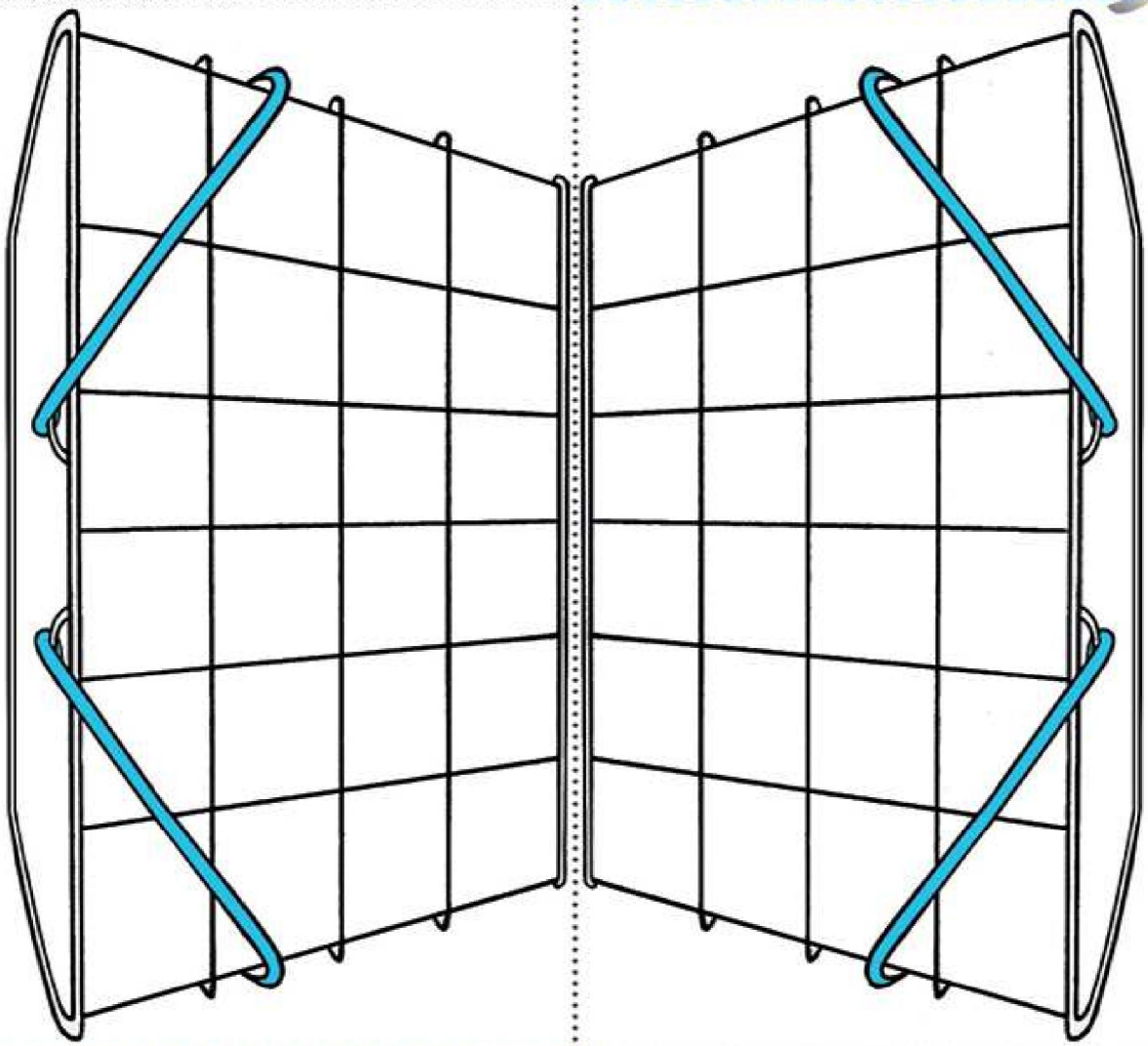

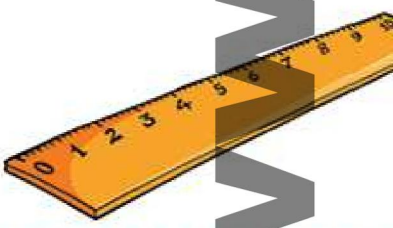

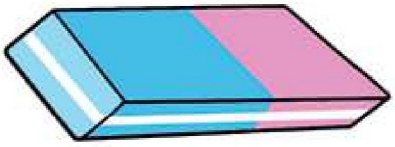

www.avasshop.ir

www.avasshop.ir

2 Lesson 4 Make the gingerbread man puppet. Act out the story.

www.avaasshop.ir

www.avasshop.ir

Lesson 4 Make the family cards. Act out the story.

www.avasshop.ir

www.avasshop.ir

Lesson 4 Make the omelette and the food. Act out the story.



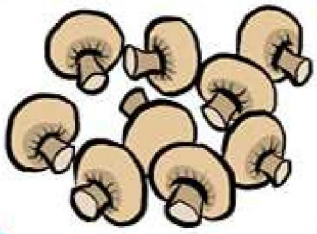

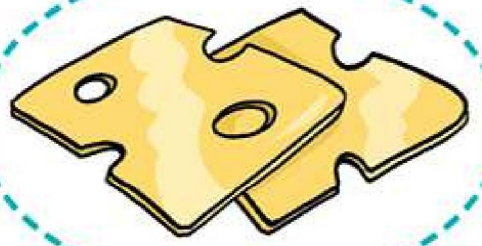

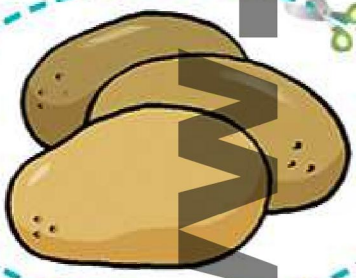





www.avasshop.ir

www.avasshop.ir

Lesson 4 Make the animals. Act out the story.



www.avaashop.ir

www.avasshop.ir

6 Lesson 4 Make the toy cards. Act out the story.





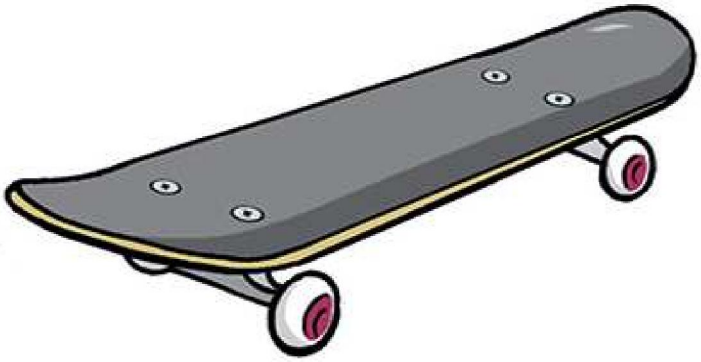

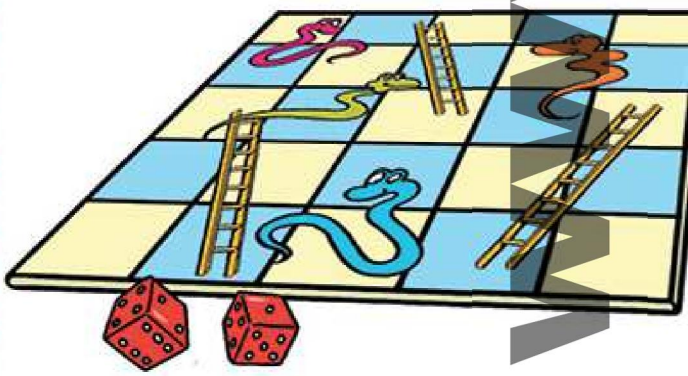

www.avasnoor.ir

www.avasshop.ir

Macmillan Education
4 Crinan Street
London N1 9XW
A division of Macmillan Publishers Limited

Companies and representatives throughout the world

ISBN 978-0-230-48356-9
Pack ISBN 978-0-230-48390-3

Text © Carol Read and Mark Ormerod 2015
(Additional material by Kerry Powell)
Design and illustration © Macmillan Publishers Limited 2015
The authors have asserted their rights to be identified as the authors of this work in accordance with the Copyright, Designs and Patents Act 1988.

This edition published 2015
First edition entitled "Tiger Tales" published 2013 by Macmillan Publishers Limited

All rights reserved; no part of this publication may be reproduced, stored in a retrieval system, transmitted in any form, or by any means, electronic, mechanical, photocopying, recording, or otherwise, without the prior written permission of the publishers.

Original design by Blooberry Design Ltd
Page make-up by Andrew Magee Design Ltd
Illustrated by Rodrigo Folgueira, Tony Forbes, Kelly Kennedy, Jan McCafferty, Anthony Rule and Jo Taylor
Cover design by Astwood Design Consultancy
Cover illustration by Rodrigo Folgueira
Cover images provided by BrandX; Corbis; Getty, Getty/American Images Inc, Getty/Stephen Dalton; Macmillan Publishers Ltd/Stuart Cox; Stockbyte
Songs produced and arranged by Tom, Dick and Debbie Productions
Recordings produced and arranged by RBA Productions
Picture research by Victoria Gaunt

Authors' acknowledgments
We would like to thank everyone at Macmillan Education in the UK and in Spain who has helped us in the development and the production of these materials. We would also like to thank all the teachers who have taken time to read, pilot and give feedback at every stage of writing the course. Special thanks from Carol to Alan, Jamie and Hannah for their encouragement and support. Special thanks from Mark to Carlos for his patience and understanding.

Acknowledgments
The publishers would like to thank the following teachers:
Ana I. Martín Sierra, CEIP San Sebastián, San Sebastián de los Reyes, Madrid; Ana Mª Muñoz Jacinto, CEIP El Algarrobillo, Valencina de la Concepción, Sevilla; Ángel Martínez Tofé,CEIP Escultor Vicente Ochoa, Logroño, La Rioja; Anna Lorente Clemente, Escola Miquel Martí i Pol, Sant Feliu de Llobregat, Barcelona; Bibiana Comas Planàs, Escola Mallorca, Barcelona; Juana María Torres Medina, CEIP Virgen de Valderrabé, Algete, Madrid; Julia Selma Monedero, CEIP José García Planells, Manises, Valencia; Julie-Ann Eckroth Engelter, CEIP El Tejar, Majadahonda, Madrid; María Ques Jordà, CEIP Son Oliva, Palma de Mallorca, Baleares; Mª Cruz Corrales Fernández, CEIP Santísimo Cristo de la Salud, Hervás, Cáceres; Maripi Arriaga Aznar, CEIP Gerbert d'Orlhac, Sant Cugat del Vallès, Barcelona; Marta Civera Sanfélix, Colegio Sagrado Corazón, Mislata, Valencia; Rafael Aguayo Villamor, Landauri Ikastola, Vitoria-Gasteiz, Álava; Sandra Freire Molina, Colegio La Purísima, Orense; Silvia Cebollada Soriano, CEIP El Tejar, Majadahonda, Madrid; Sylvia Frei Salcedo, CEIP La Cañada, Olías, Málaga.
The authors and publishers would like to thank the following for permission to reproduce their photographs:
Alamy/Peter Banos pp17(5), 24(d), Alamy/Corbis Bridge p53(1), Alamy/ National Geographic Image Collection p56(3), Alamy / Fancy p19(1), Alamy/Simon C Ford p6(d), Alamy/fotoshoot p6(e), Alamy/Ian Francis pp66(1), 67(d), 69(1, 3), Alamy/imagebroker p35(br), Alamy/CW; Images pp17(2), 24(a), Alamy/Tetra Images p57(1), Alamy/LJSphotography p78(5), Alamy/NordicImages pp61(3), 68(b), Alamy/M Perris p60(c), Alamy/Purestock p9(r), Alamy/ Laurens Smak pp17(3), 24(h); **Bananastock** pp4, 12(2), 26(a, c). 29(1, 4,7) 31(l, r), 34(2), 35(4), 36(b, d, f) 38(a), 39(7), 41(l), 56(1), 56(2), 56(4), 67(6); **Brand X** p74 (d), pp76 (1, 2, 3, 4,), 12(1), 34(1), 39(6), 46(e), 51(1), 58(d), 76(1, 2, 3, 4), 78(r); **COMSTOCK IMAGES** pp22(5),39(5), 46(d), 67(5); **Corbis** pp34(3),51(7), 58(b),76(4),78(1), Corbis/Steve Cole/Anyone/amanaimages pp15, 25,37, 47, 59, 69(class chat), Corbis/DLILLC p57(c), Corbis/Rachel Frank p67(7), Corbis/Charles Gullung p38(b), Corbis/Streetfly Studio/JR Garvey/Blend Images p67(1), Corbis/Ronnie Kaufman/ Larry Hirshowitz/Blend Images p41(r), Corbis/Kid Stock/Blend Images p70(b), CorbisNstock LLC/Tetra Images pp74(2),75(b), Corbis/Inspirestock p13(e), Corbis/Darren Kemper pp29(5),36(g), Corbis/Kidstock p13(b), Corbis/Lawrence Manning pp66(3),67(a), 69(4), Corbis/George McCarthy p60(a), Corbis/Wojtek Kalinowski Photography pp74(5), 75(e), Corbis/ Leah Warkentin/Design Pies p8, CorbisNstock LLC/Tetra Images pp74(2), 75(b); **Digitalstock** pp51(6),58(e); Eyewire/Getty Images p78(3), **Fancy** pp45(1ettice, cows); **FLPA**/Neil Bowman p57(a); **Fotolia**/Pavel Losevsky p23(b), Fotolia/pressmaster pp26(t); **Getty** pp7(1, 3, 5, 8), 14(d, c, e, h), 22(2, 3), 39(7), 39(1, 2, 3, 8), 44(1r, 3, 4), 46(a, b, f, h), 45(1), 51(2, 3, 4), 56(5), 58(a, g, h), 66(4), 67(c), 69(2), Getty Images pp61(4), 68(e, h), Getty Images/Rubberball/Mark Andersen pp74(1), 75(a), Getty Images/nathan blaney p67(2), Getty Images/Phil Boor man p13(a), Getty Images/Streetfly Studio/JR Carvey p21(br), Getty Images/Creative Crop pp61(5), 68(f), Getty Images/Stephen Dalton p57(e), Getty Images/Cultura/Nick Daly p34(4), Getty Images/ Elliot, Elliot pp17(4), 24(f), Getty Images/MacGregor & Gordon p53(r),Getty Images/Steve Gorton pp17(6), 24(g), Getty Images/ Tim Hall p45(br), Getty Images/American Images Inc. p76(2) Getty Images/Jupiterimages p35(1), Getty Images/KidStock p6(b), Getty Images/Darling Kindersley p37(2), Getty Images/Dave King pp61(2), 66(2), 67(b), 68(e),69(5), Getty Images/Nature Picture Library p60(b), Getty Images/Science Photo Library p23(c), Getty Images/Martin Lof/ANYONE p12(4), Getty Images/Don Mason pp74(b), 75(a), Getty Images/MIXA p55(br), Getty Images/Thomas Northcut pp17(7), 24(e), 23(e), Getty Images/Photoconcepts p6(c), Getty Images/Photodisc p76, Getty Images/B2M Productions p70(c), Getty Images/Peter Schoen p57(b), Getty Images/Howard Shooter pp61(8), 68(d), Getty Images/Paul Simcock p26(b), Getty Images/Steve Sparrow p6(f), Getty Images/ Stockbyte pp76(5), Getty Images/Image Source p19(r), Getty Images/ Arthur Tilley p13(d), Getty Images/Reinhard DirscheriNisuals Unlimited, Inc. p57(f), Getty Images/Digital Vision p16(b); **Glow Images**/ Blend RF p34(5), Glow mages/Stockbroker p6(a); **Image Source** 46(g), 76(3), 78(4); **ImageSource and Getty** p45(7); **JOHN FOXX IMAGES** pp44(cow, sheep), 56(6); **JUPITER** pp23(c), 48(a, b, c); **Macmillan** pp44(6),45(apples), 67(4),MACMILLAN AUSTRALIA pp23(a), 39(4), 46(c), 45(6), MACMILLAN\Paul Bricknell pp7(4, 6, 7), 14(a,b,g), 61(1, 6, 7), 68(a, c, g), 76(1) MACMILLAN\Haddon Davies pp7(2),14(f), MACMILLAN/Rob Judges p78(4)Macmillan/ David Tolley p44(5), MACMILLAN NEW ZEALAND p12(5); **Pathfinder** p67(3); **PHOTOALTO** pp35(2), 45(4), 78(5); **Photodisc** pp22(1), 44(hen), 45(sheep, hen, 3, 8), 51(5, 8), 57(d), 58(c, f), 67(br), 74(4,b), 75(d); Photodisc/Getty pp74(e),78(2);**Photolibrary** p44(11); Rex Features/Monkey Business Images p70 (a), Rex Features/ Denis Clason p12 (3), Rex FeaturesNoisin/Phanie p35(5); **SCIENCE PHOTO LIBRARY** pp17(1), 24(b); **STOCKBYTE** pp13(c), 37(3), 63(r), **STUDIO 8** p22(4); **Superstock**/Blend Images pp16(a),74(3), 75(c), SuperStock!Corbis pp16(c), 63(1), SuperStock/Cultura Limited p76(b), Superstock!Imagebroker.net p78(3), SuperStock/ Glow Images p23(br), SuperStock/Design Pies pp17(8), 24(c), SuperStock/Golden/Pixals/Purestock p9(1), SuperStock/ Yuri Arcurs Media/SuperFusion p23(d); **Thinkstock**/Creatas p74(c), Thinkstock/iStock pp74(a), 75, 76(4), 78(1) **Up the Resolution** p45(5).

Author photograph (Carol Read) by Michael Selley

Commissioned photography by Stuart Cox pp10, 13(br), 14(a-h), 15, 16(tc), 21(t), 25, 26(tc), 33, 37(bl), 38(tc), 43, 47(bl), 48(tc), 55(t), 57(br), 60 (tc), 65, 69, 70(tc), 75(br), 77, 79.

Thanks to Raffety, Rico & Sophie.

Thanks to Rymans, Oxford.

These materials may contain links for third party websites. We have no control over, and are not responsible for, the contents of such third party websites. Please use care when accessing them.

Printed and bound in Thailand

2019 2018 2017 2016 2015
10 9 8 7 6 5 4 3 2 1

www.pbookshop.com