

S

STUDENT BOOK STARTER

# OPEN UP



Free Online Play



with DVD-ROM

A\* List

# Characters



Tom



Ella



Sam



May



Jacob



Cube

# Title Song



02

**OPEN UP! OPEN UP!**

Oh-ah, **OPEN UP!** Come on!

Oh-ah, **OPEN UP!** Yeah!

Oh-ah, Oh-ah, **OPEN UP!**

Oh-ah, Oh-ah, **OPEN UP!**

Open your eyes. Open your eyes.

Open your ears. Open your ears.

Open your arms. Open your arms.

Jump up! Up! Up!

Jump up! Up! Up!

Oh-ah, Oh-ah, **OPEN UP!**

Oh-ah, Oh-ah, **OPEN UP!**

Open your eyes.

Open your ears.

Open your arms.

Jump up! Up! Up!

Oh-ah, Oh-ah, **OPEN UP!**

Oh-ah, Oh-ah, **OPEN UP!**

Open your book.

Open the new world.

Open English with **OPEN UP!**

**OPEN UP!** Yeah!



# Contents



<b>Welcome Unit</b>	.....	06
<b>Unit 01</b>	<b>School Things</b> .....	08
<b>Unit 02</b>	<b>First Day</b> .....	12
<b>Unit 03</b>	<b>Colors</b> .....	16
<b>Unit 04</b>	<b>Shapes</b> .....	20
<b>Unit 05</b>	<b>Colors &amp; Shapes</b> .....	24
<b>Unit 06</b>	<b>My Feelings</b> .....	28
<b>Unit 07</b>	<b>Numbers</b> .....	32
<b>Unit 08</b>	<b>More Numbers</b> .....	36



# OPEN UP



Unit 09	My Body	.....	40
Unit 10	My Face	.....	44
Unit 11	Fun at School	.....	48
Unit 12	Play Time	.....	52
Unit 13	My Family	.....	56
Unit 14	Weather	.....	60
Unit 15	Nature	.....	64
Unit 16	Foods	.....	68

About  
Scope & Sequence  
Songs & Chants  
Flashcards & Role Play  
Stickers





# Welcome Unit

**The Alphabet** Listen and repeat.  

**Aa**

**Bb**

**Cc**

**Gg**

**Hh**

**Ii**

**Mm**

**Nn**

**Oo**

**Ss**

**Tt**

**Uu**

**Yy**

**Zz**

Dd

Ee

Ff

Jj

Kk

Ll

Pp

Qq

Rr

Vv

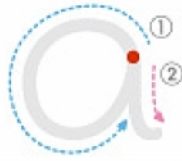
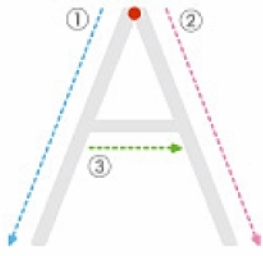
Ww

Xx

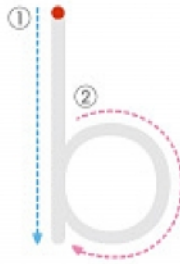
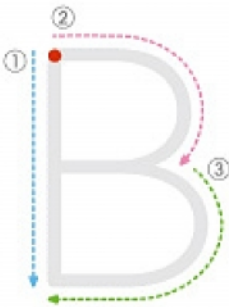


## Phonics

Listen and repeat. Then trace and follow. (04)



ant



bear

## Chant

Stick and chant. (05)



A a



Sticker




B b



Sticker




**Story** Listen and repeat.  (06)

**Puzzle**

  
Look  
&  
Find

A a B b



**Song** Let's sing.  (07)

Hi. Hi. Hi, Ella.  
Hello. Hello, Tom.

Hi. Hi. Hi, Jacob.  
Hello. Hello, Ms. Jones.

**Words** Listen and repeat. (08)

1



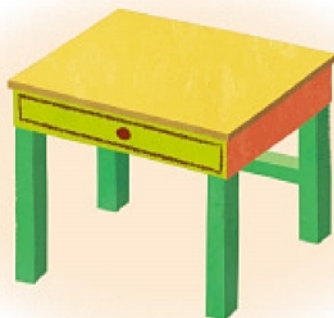
book

2



chair

3



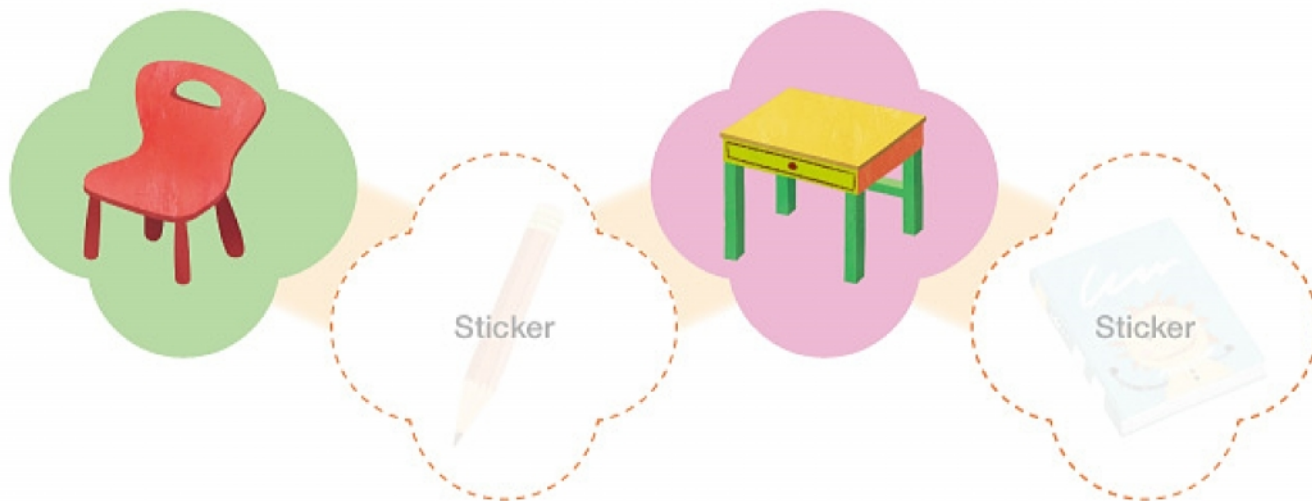
desk

4



pencil

**Song** Listen and stick. Then sing together. (09)




# Sentences

Listen, point, and say. Then practice. ((10))



## Class Activity

Play together.



Phonics

Listen and repeat. Then trace and follow. (11)

Tracing guide for uppercase C and lowercase c. A boy is shown stretching his arm, and a cat is illustrated.

cat

Tracing guide for uppercase D and lowercase d. A girl is shown stretching, and a dog is illustrated.

dog

Chant

Stick and chant. (12)

Illustration of a boy stretching, the letters C and c, and another boy stretching.

Sticker Cc



Illustration of a girl stretching, the letters D and d, and another girl stretching.

Sticker Dd



## Story

Listen and repeat.  (13)


## Puzzle

  
Look  
&  
Find

C c D d



## Song

Let's sing.  (14)

Hi! What's your name?  
May. I am May.

Hi! What's your name?  
Ella. I am Ella.

# Words

Listen and repeat. (15)

1



boy

2



girl

3



teacher

4



friend

# Song

Listen and stick. Then sing together. (16)

Sticker

Sticker

# Sentences

Listen, point, and say. Then practice. ((17))

I am **Ella**. I am a **girl**.  
This is my **teacher**.



## Class Activity

Play together.

I am **Ron**. I am a **boy**.  
This is my **friend**.

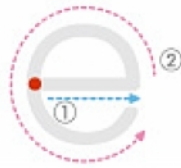
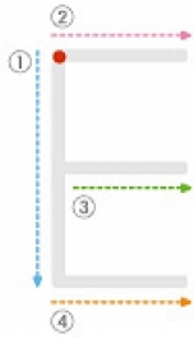


I am **Emma**. I am a **girl**.  
This is my **teacher**.

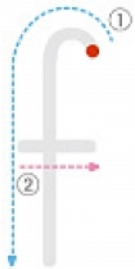
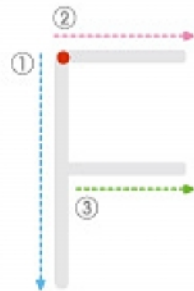


Phonics

Listen and repeat. Then trace and follow. (18)



elephant




fish

Chant

Stick and chant. (19)




**Story** Listen and repeat.  (20)

**Puzzle**

  
Look  
&  
Find

**E e F f**



**Song** Let's sing.  (21)

Thank you.  
Thank you.  
Thank you.  
You're welcome.

Thank you. Thank you.  
Thank you.  
You're welcome.  
You're welcome.

## Words

Listen and repeat. (22)

1



red

2



blue

3



white

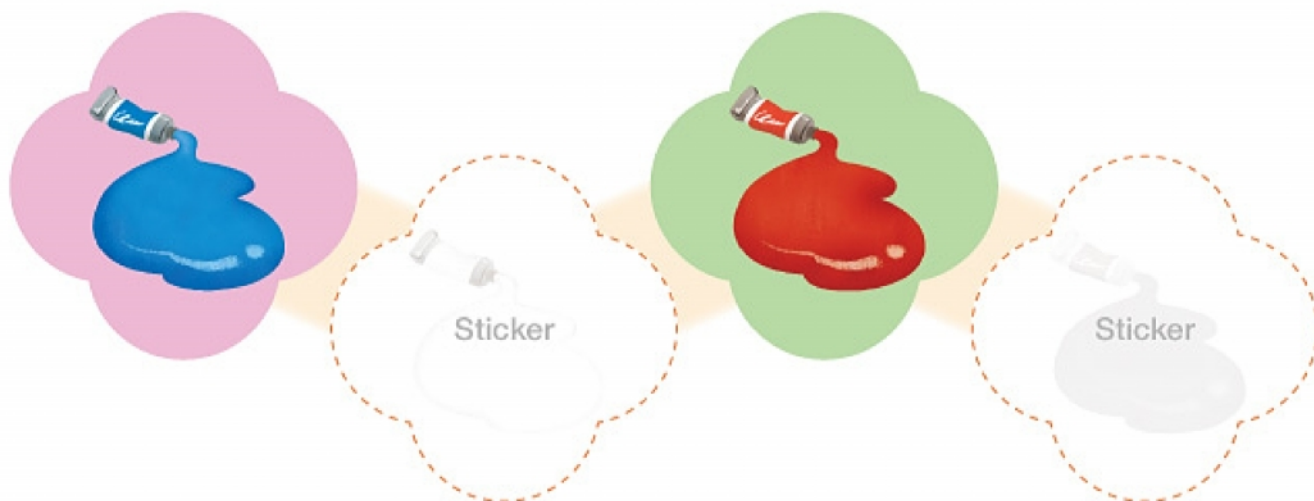
4



black

## Song

Listen and stick. Then sing together. (23)



# Sentences

Listen, point, and say. Then practice. ((24))

What color is it?

It's blue.



## Class Activity

Play together.

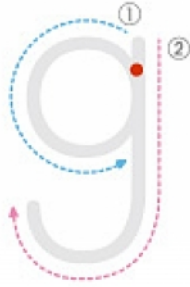
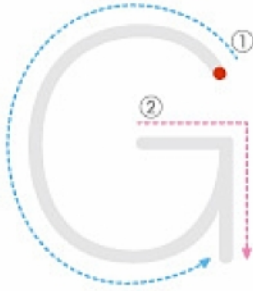
What color is it?

It's red.

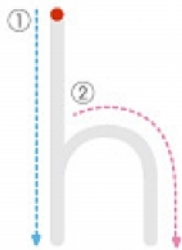
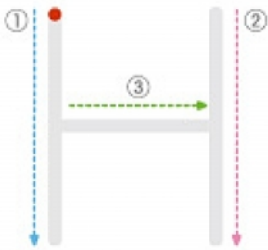


## Phonics

Listen and repeat. Then trace and follow. (25)



gorilla




hippo

## Chant

Stick and chant. (26)




**Story** Listen and repeat.  (27)

**Puzzle**

  
Look  
&  
Find

**G g H h**



**Song** Let's sing.  (28)

Oops! Oops! Oops!  
I'm sorry. I'm sorry.

That's OK.  
That's OK.


**Words** Listen and repeat. ((29))

1




circle

2



triangle

3



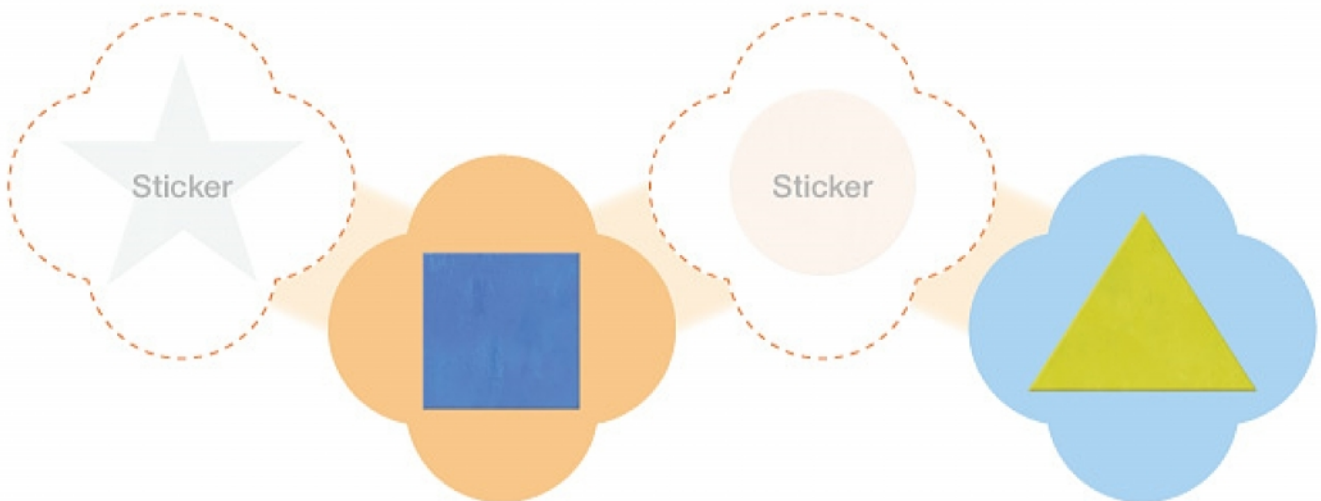
square

4



star

**Song** Listen and stick. Then sing together. (30)



# Sentences

Listen, point, and say. Then practice. ((31))

What shape is it?



It's a square.

## Class Activity

Play together.

What shape is it?



It's a circle.



**Phonics** Listen and repeat. Then trace and follow. (32)

**i**guana

**j**ellyfish

**Chant** Stick and chant. (33)

**I**

**i**

Sticker

**J**

**j**

Sticker

## Story

Listen and repeat.  (34)


## Puzzle

  
Look  
&  
Find

I i J j



## Song

Let's sing.  (35)

Help! Help! Help me, please.  
Sure. Sure. I can help you.

**Words** Listen and repeat. (36)

1



yellow

2



orange

3

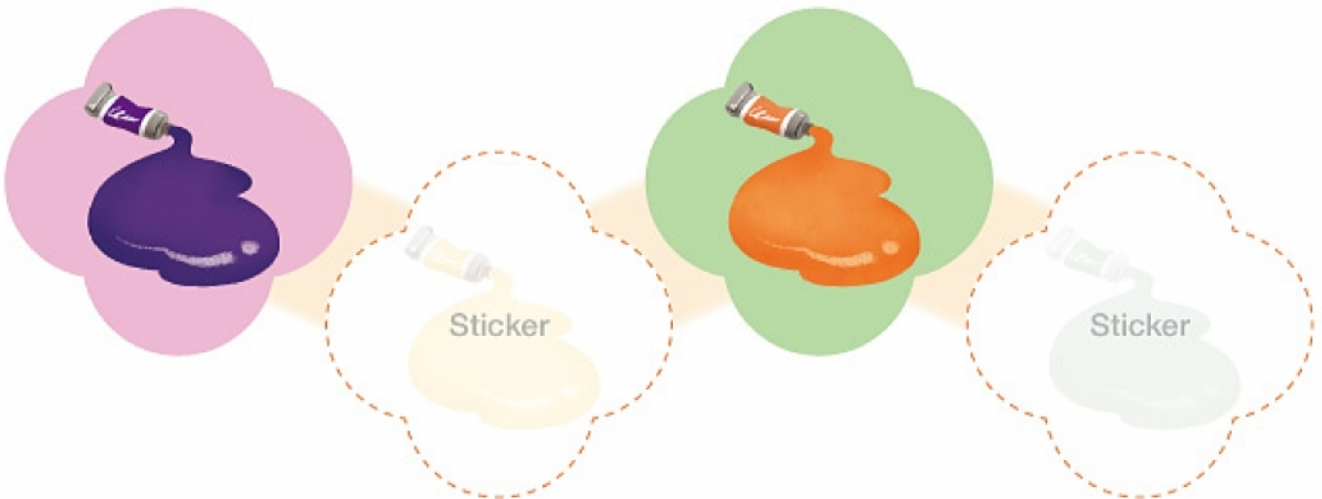


green

4



purple


**Song** Listen and stick. Then sing together. (37)

# Sentences

Listen, point, and say. Then practice. ((38))

Look at the **circle**.  
What color is it?

It's **purple**.



## Class Activity

Play together.

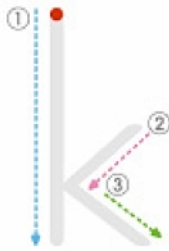
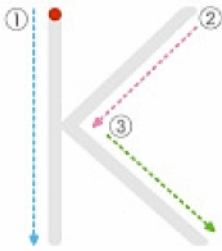
Look at the **star**.  
What color is it?

It's **orange**.


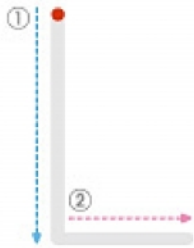


## Phonics

Listen and repeat. Then trace and follow. (39)



kangaroo



lion

## Chant

Stick and chant.



# Story

Listen and repeat.  (41)


# Puzzle

   
Look  
&  
Find

K k L l



# Song

Let's sing.  (42)

Up, up, up! Up, up!  
Stand up! Stand up!

Down, down! Down, down!  
Sit down! Sit down!

# Words

Listen and repeat. (43)

1



sad

2



happy

3



hungry

4



thirsty

# Song

Listen and stick. Then sing together. (44)




# Sentences

Listen, point, and say. Then practice. ((45))



## Class Activity

Play together.




**Phonics** Listen and repeat. Then trace and follow. (46)

Tracing guide for uppercase M and lowercase m. The uppercase M shows four strokes: 1 (left vertical), 2 (left diagonal), 3 (right diagonal), and 4 (right vertical). The lowercase m shows three strokes: 1 (vertical), 2 (first hump), and 3 (second hump). An illustration shows a child's back forming the shape of an M. A monkey is shown next to the word "monkey".

Tracing guide for uppercase N and lowercase n. The uppercase N shows three strokes: 1 (left vertical), 2 (diagonal), and 3 (right vertical). The lowercase n shows two strokes: 1 (vertical) and 2 (hump). An illustration shows a girl's body forming the shape of an N. A nest is shown next to the word "nest".

**Chant** Stick and chant. (47)

Sticker activity for the letter M. The top row shows a child forming an M, followed by the letters M, m, and M. A dashed box contains the word "Mmm" with the label "Sticker". A monkey is shown to the right. The bottom row shows a girl forming an N, followed by the letters N, n, and N. A dashed box contains the word "Nnn" with the label "Sticker". A nest is shown to the right.

**Story** Listen and repeat.  (48)

**Puzzle**


  
Look  
&  
Find

MmNn

Happy birthday!

Thank you. I'm so happy.



**Song** Let's sing.  (49)

Happy birthday!  
Thank you.

Happy birthday to you!  
Thank you very much.

## Words

Listen and repeat. (50)

1

1

one

2

2

two

3

3

three

4

4

four

5

5

five

## Song

Listen and stick. Then sing together. (51)



# Sentences

Listen, point, and say. Then practice. ((52))

1	2	3	4	5
1	2	3	4	5
1 flower	2 stars	3 hearts	4 leaves	5 cats

Let's count.

One, two, three.

## Class Activity

Play together.

Let's count.

One, two.

2  
4  
3  
1  
5

**Phonics** Listen and repeat. (53)

ant



bear



cat



dog



elephant



fish



gorilla



hippo



iguana



jellyfish



kangaroo



lion



monkey



nest

## Story

Listen and repeat.  (54)

## Puzzle


  
Look  
&  
Find

b E h L

How old are you?

I am eight.

## Song

Let's sing.  (55)

How old? How old?  
How old are you?

Eight. Eight.  
I am eight.

## Words

Listen and repeat. (56)

1

6



six

2

7



seven

3

8



eight

4

9



nine

5

10



ten

## Song

Listen and stick. Then sing together. (57)



# Sentences

Listen, point, and say. Then practice. ((58))

How many?



One, two, three, four, five, six, seven, eight.

# Class Activity

Play together.

How many?

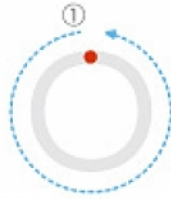
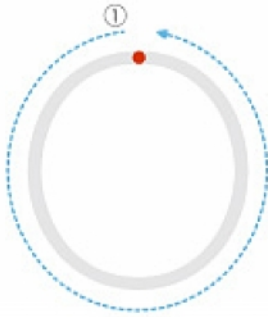


One, two, three, four, five, six, seven, eight, nine.

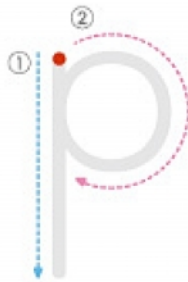
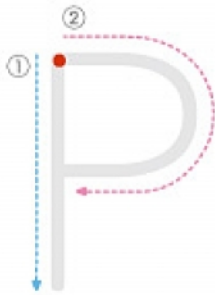


## Phonics

Listen and repeat. Then trace and follow. ((59))



octopus




panda

## Chant

Stick and chant.



**Story** Listen and repeat.  (61)


**Puzzle**

  
Look  
&  
Find

O o P p

Playground



**Song** Let's sing.  (62)

Hey, come on! Let's go! Let's go!  
OK! OK! OK!

**Words** Listen and repeat. ((63))

1



arms

2



hands

3



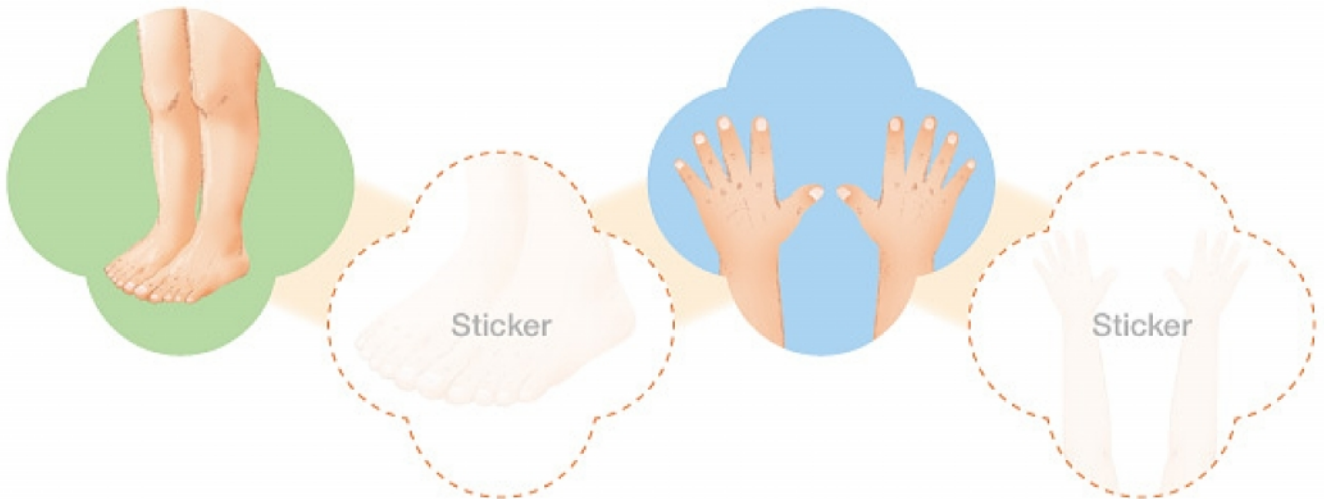
legs

4



feet

**Song** Listen and stick. Then sing together. (64)



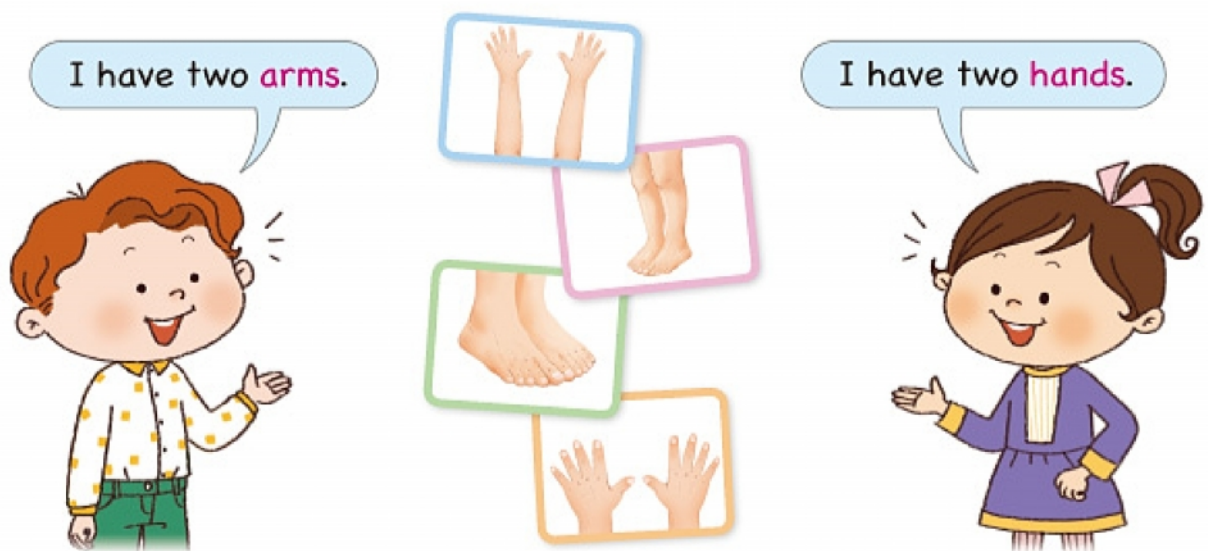
# Sentences

Listen, point, and say. Then practice. ((65))



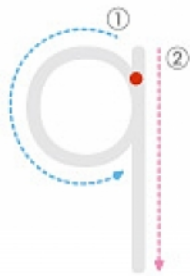
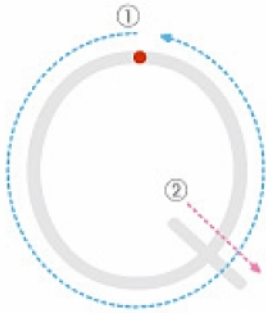
# Class Activity

Play together.

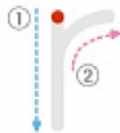
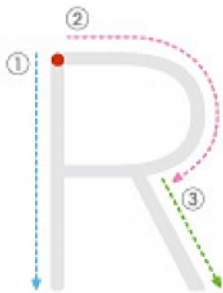


## Phonics

Listen and repeat. Then trace and follow. (66)



queen



rabbit

## Chant

Stick and chant. (67)




Q q



R r

r



**Story** Listen and repeat.  (68)

**Puzzle**


  
Look  
&  
Find

Q q R r

Are you ready?

Yes, I am.



**Song** Let's sing.  (69)

Are you ready? Are you ready?  
Yes. Yes. Yes, I am.

**Words** Listen and repeat. (70)



eyes



nose

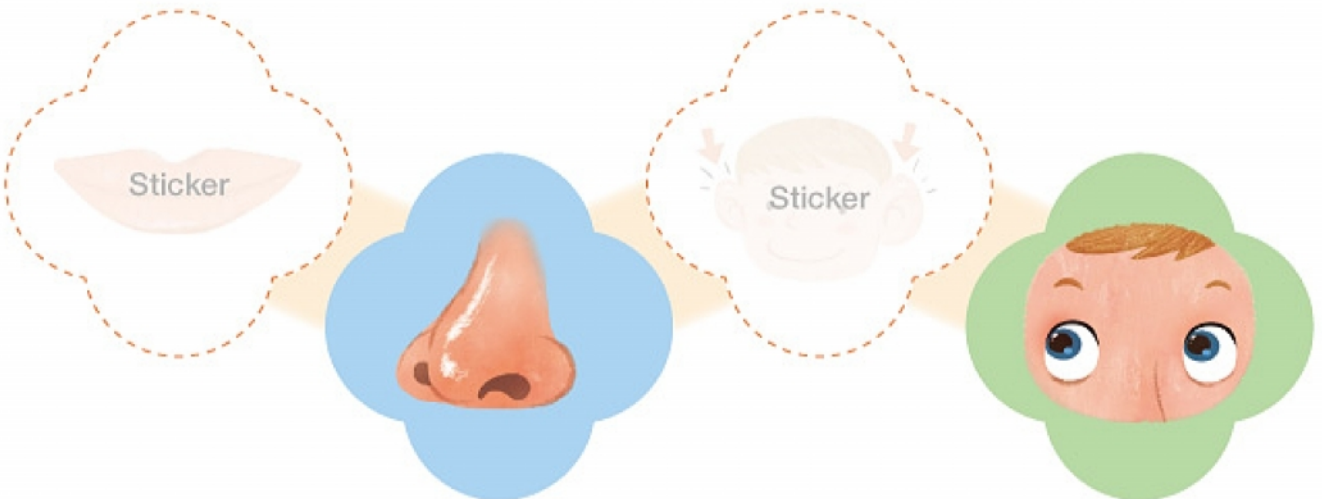


mouth



ears

**Song** Listen and stick. Then sing together. (71)



# Sentences

Listen, point, and say. Then practice. ((72))

Touch your **ears**.



## Class Activity

Play together.

Touch your **eyes**.

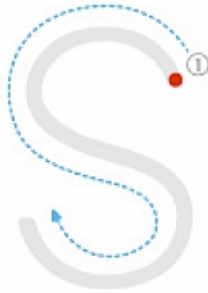


Touch your **mouth**.

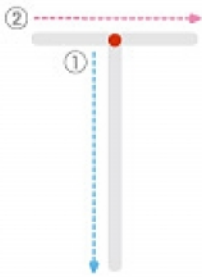


## Phonics

Listen and repeat. Then trace and follow. (73)



snake



tiger

## Chant


Stick and chant. (74)




S s



T t




**Story** Listen and repeat.  (75)

**Puzzle**

  
Look  
&  
Find

S s T t



**Song** Let's sing.  (76)

I'm done. I'm done. Done, done. I'm done.  
Good job! Good job! Good job! Great!

**Words** Listen and repeat. (77)

1



sing

2



dance

3



jump

4



run

**Song** Listen and stick. Then sing together. (78)




# Sentences

Listen, point, and say. Then practice. ((79))



# Class Activity

Play together.



**Phonics**

Listen and repeat. Then trace and follow. (80)

**Chant**

Stick and chant. (81)

# Story

Listen and repeat.  (82)

# Puzzle



Look & Find


U u V v



Here's your sticker.

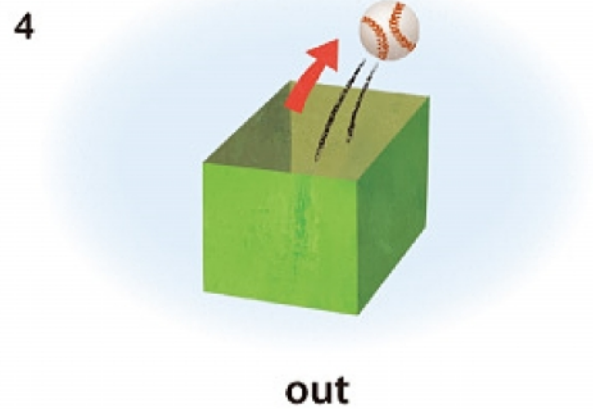
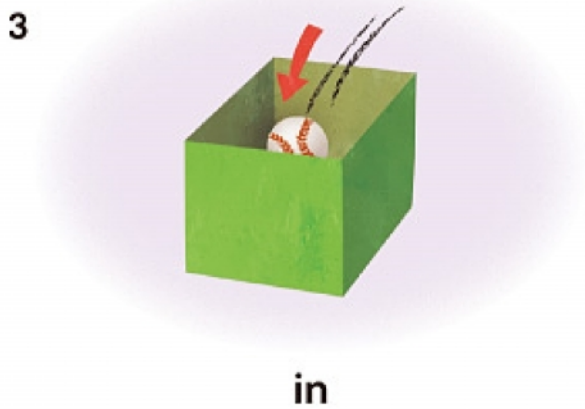
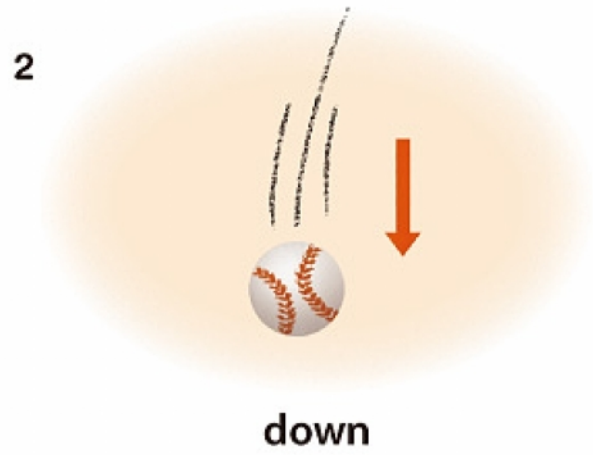
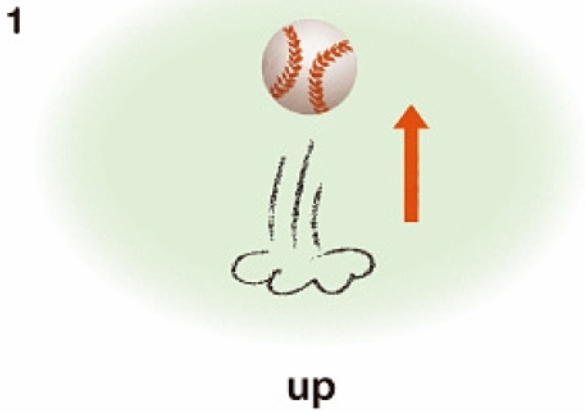
Thank you.

# Song

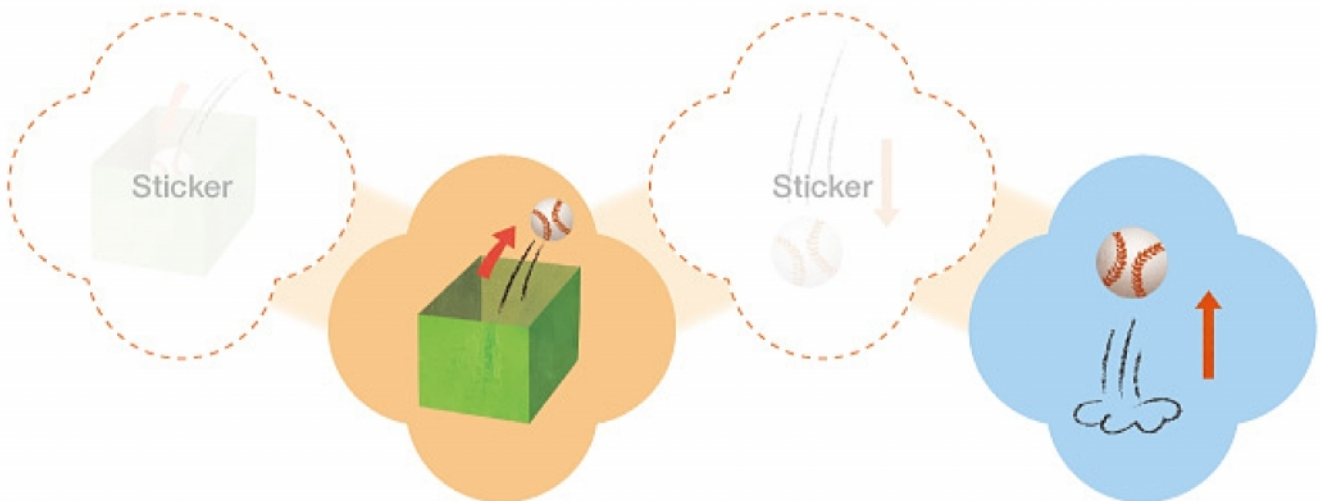
Let's sing.  83

Here's your sticker. Here's your sticker.  
Thank you. Thank you. Thank you very much.

**Words** Listen and repeat. (84)



**Song** Listen and stick. Then sing together. (85)



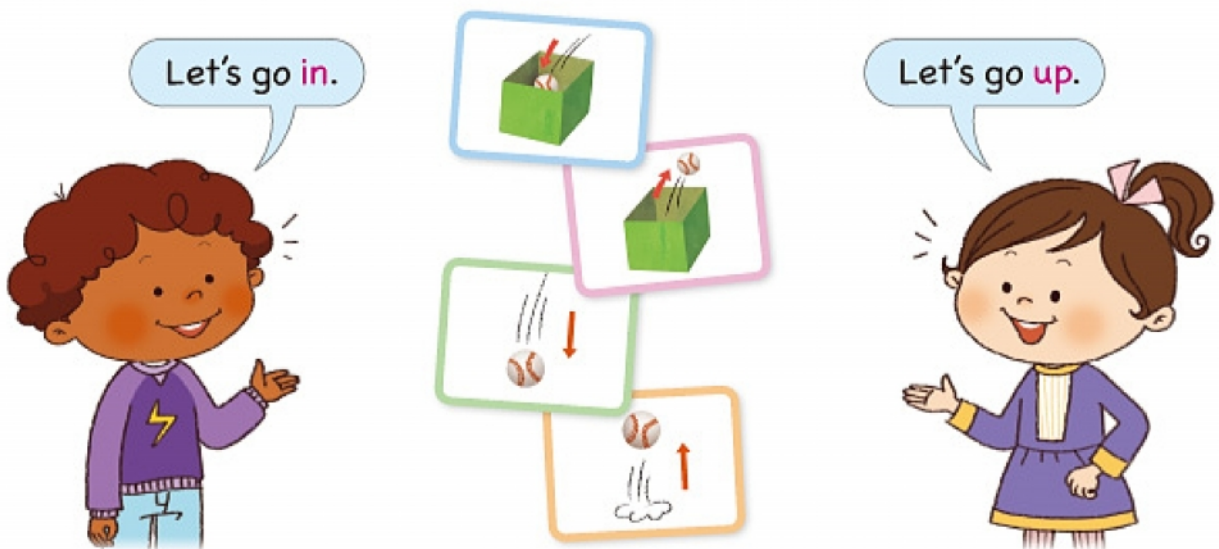
# Sentences

Listen, point, and say. Then practice. ((86))



## Class Activity

Play together.



## Phonics

Listen and repeat. Then trace and follow. (87)

wolf

fox

## Chant

Stick and chant. (88)

## Story

Listen and repeat.  ((89))

## Puzzle



Look  
&  
Find


W w X x



Can I go to the restroom?

Sure.

## Song

Let's sing.  90

Excuse me. Excuse me.  
Can I go to the restroom?

Sure. Sure. Go ahead.  
Sure. Sure. Go ahead.

# Words

Listen and repeat. (91)

1



dad

2



mom

3



sister

4



brother

# Song

Listen and stick. Then sing together. (92)




# Sentences

Listen, point, and say. Then practice. ((93))



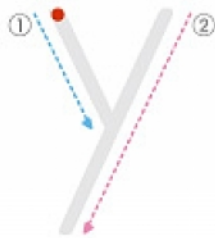
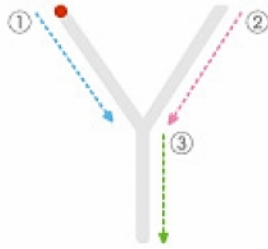
# Class Activity

Play together.



## Phonics

Listen and repeat. Then trace and follow. (94)



yo-yo



zebra

## Chant


Stick and chant. (95)



Y Y



Z z



# Story

Listen and repeat.  ((96))


# Puzzle

  
Look  
&  
Find

Y y Z z



# Song

Let's sing.  97

Good morning.  
Good morning.  
Rise and shine.  
Good morning.

Good night.  
Good night.  
Sweet dreams.  
Good night.

**Words** Listen and repeat. (98)

1



sunny

2



rainy

3



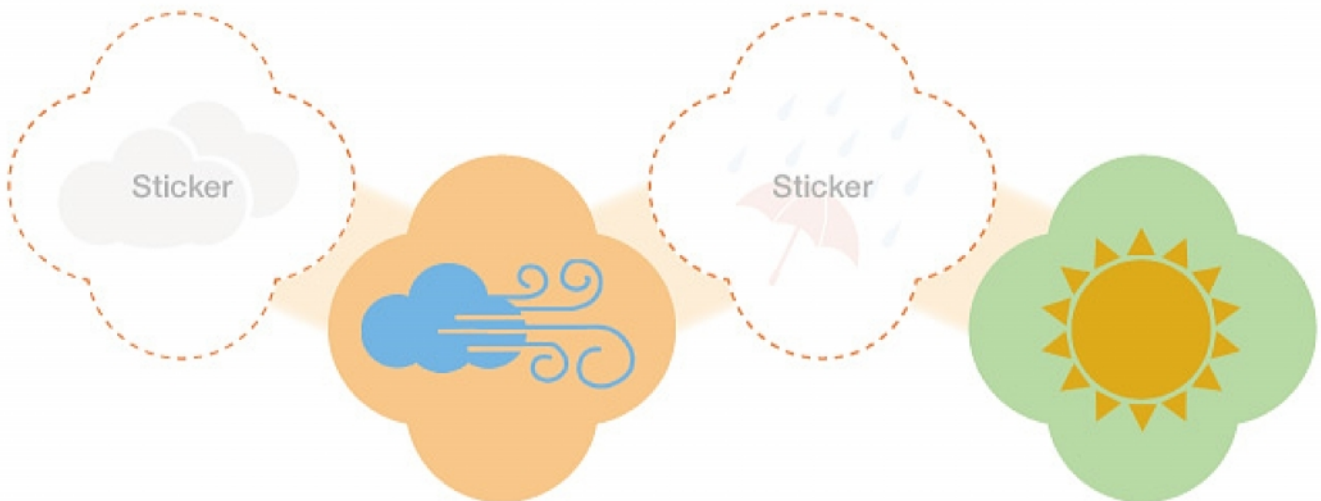
cloudy

4



windy

**Song** Listen and stick. Then sing together. (99)



# Sentences

Listen, point, and say. Then practice. ((100))



## Class Activity

Play together.



**Phonics** Listen and repeat. ((101))

octopus



panda



queen



rabbit



snake



tiger



umbrella



violin



wolf



fox




yo-yo



zebra

## Story

Listen and repeat.  (102)

## Puzzle


  
Look  
&  
Find

R w Y x

Ouch! I'm hurt.

Are you OK?

## Song

Let's sing.  (103)

Ouch! I'm hurt.

Are you OK? Are you OK?

**Words** Listen and repeat. (104)

1



flower

2



tree

3



butterfly

4



bird

**Song** Listen and stick. Then sing together. (105)

Sticker

Sticker

# Sentences

Listen, point, and say. Then practice. ((106))




## Class Activity

Play together.



## Phonics

Listen and repeat. Then dance.   

**Story** Listen and repeat.  (109)

**Puzzle**


  
Look  
&  
Find

C g f N V z



Bye-bye!

Goodbye!


**Song** Let's sing.  (110)

Bye-bye!  
Goodbye! Goodbye!

Bye-bye!  
Goodbye! Goodbye!

**Words** Listen and repeat. (111)

1



bread

2



noodles

3



rice

4



milk

**Song** Listen and stick. Then sing together. (112)



# Sentences

Listen, point, and say. Then practice. (113)

I like **bread**.

I don't like **bread**.



## Class Activity

Play together.

I like **noodles**.



I don't like **milk**.



**6 Words** Listen and repeat.

1 book

2 chair

3 desk

4 pencil

**7 Song** Listen and stick. Then sing together.

**8 Sentences** Listen, point, and say. Then practice.

What is this?  
It's a chair.

**9 Class Activity** Play together.

What is this?  
It's a book.

**6 Words** introduces CLIL-based key vocabulary with illustrations and audio aid.

**7 Song** provides a chance to practice previously learned words while listening to and singing a song. The sticker activity allows learners to be active listeners and be more engaged in the song.

**8 Sentences** presents a simple and basic English sentence structure. Learners can practice the pattern by applying previously learned target words.

**9 Class Activity** encourages learners to use the target words and sentences in a meaningful way. (Flashcards for this activity are provided at the end of the book.)

**Flashcards** are provided at the end of the book for reviewing words and playing games.

**Role Play** provides pictures of the main characters. Cut and use them to make role-playing activities more fun.

**Online Site** contains all audio tracks, animations, and games for learners.  
[www.alist.co.kr/OU/](http://www.alist.co.kr/OU/)



# Scope & Sequence

## Welcome Unit

- The alphabet: Aa to Zz
- The Alphabet Song

Unit	Title	Topic	Phonics	Conversation	Words	Sentences
01	School Things	School Things CLIL: Language Arts	A a, B b ant, bear	Hi, Ella. Hello, Tom. Hi, Jacob. Hello, Ms. Jones.	book, chair, desk, pencil	What is this? It's a chair.
02	First Day	School CLIL: Social Studies	C c, D d cat, dog	What's your name? I am May.	boy, girl, teacher, friend	I am Ella. I am a girl. This is my teacher.
03	Colors	Colors CLIL: Art	E e, F f elephant, fish	Thank you. You're welcome.	red, blue, white, black	What color is it? It's blue.
04	Shapes	Shapes CLIL: Math	G g, H h gorilla, hippo	Oops! I'm sorry. That's OK.	circle, triangle, square, star	What shape is it? It's a square.
05	Colors & Shapes	Colors & Shapes CLIL: Art & Math	I i, J j iguana, jellyfish	Help me, please. Sure.	yellow, orange, green, purple	Look at the circle. What color is it? It's purple.
06	My Feelings	Feelings CLIL: Social Studies	K k, L l kangaroo, lion	Stand up! Sit down!	sad, happy, hungry, thirsty	How are you today? I am happy.
07	Numbers	Numbers CLIL: Math	M m, N n monkey, nest	Happy birthday! Thank you. I'm so happy.	one, two, three, four, five	Let's count. One, two, three.
08	More Numbers	Numbers CLIL: Math	Review Aa to Nn	How old are you? I am eight.	six, seven, eight, nine, ten	How many? One, two, three, four, five, six, seven, eight.



Unit	Title	Topic	Phonics	Conversation	Words	Sentences
09	My Body	Body Parts	O o, P p octopus, panda	Let's go! OK!	arms, hands, legs, feet	I have two feet.
		CLIL: Science				
10	My Face	Face	Q q, R r queen, rabbit	Are you ready? Yes, I am.	eyes, nose, mouth, ears	Touch your ears.
		CLIL: Science				
11	Fun at School	Actions	S s, T t snake, tiger	I'm done. Good job!	sing, dance, jump, run	What can you do? I can jump.
		CLIL: Physical Education				
12	Play Time	Direction	U u, V v umbrella, violin	Here's your sticker. Thank you.	up, down, in, out	Let's go up.
		CLIL: Physical Education				
13	My Family	Family Members	W w, X x wolf, fox	Can I go to the restroom? Sure.	dad, mom, sister, brother	Who is he? He is my brother. Who is she? She is my sister.
		CLIL: Social Studies				
14	Weather	Weather	Y y, Z z yo-yo, zebra	Good morning. Good night.	sunny, rainy, cloudy, windy	How's the weather? It's cloudy.
		CLIL: Science				
15	Nature	Nature	Review Oo to Zz	Ouch! I'm hurt. Are you OK?	flower, tree, butterfly, bird	What do you see? I see a butterfly.
		CLIL: Science				
16	Foods	Foods	Review Aa to Zz	Bye-bye! Goodbye!	bread, noodles, rice, milk	I like bread. I don't like bread.
		CLIL: Health				

# Songs & Chants




## Welcome Unit

### Track 03 · The Alphabet ..... 06

The alphabet!  
Oh, yeah! It's the alphabet!  
Here we go!

A B C D E F G H I J K L M N  
O P Q R S T U V W X Y Z

Now I know my ABCs.  
Next time won't you sing with me?

## Unit 01 School Things

### Track 05 · Chant ..... 08

Let's chant together! 3, 2, 1, go!  
A, A, a, A  
A, a, a, a, a, a, a, ant  
B, B, b, B  
B, b, b, b, b, b, b, bear

### Track 07 · Song ..... 09

Hi. Hi. Hi, Ella.  
Hello. Hello, Tom.  
Hi. Hi. Hi, Jacob.  
Hello. Hello, Ms. Jones.

### Track 09 · Song ..... 10

chair, chair, chair  
pencil, pencil, pencil  
desk, desk, desk  
book, book, book


## Unit 02 First Day

### Track 12 · Chant ..... 12

Let's chant together! 3, 2, 1, go!  
C, C, c, C  
C, c, c, c, c, c, c, cat  
D, D, d, D  
D, d, d, d, d, d, d, dog

### Track 14 · Song ..... 13

Hi! What's your name?  
May. I am May.  
Hi! What's your name?  
Ella. I am Ella.



**Track 16 · Song** ..... 14

friend, friend, friend  
girl, girl, girl  
boy, boy, boy  
teacher, teacher, teacher

**Unit 03 Colors**

**Track 19 · Chant** ..... 16

Let's chant together! 3, 2, 1, go!  
E, E, e, E  
E, e, e, e, e, e, e, elephant  
F, F, f, F  
F, f, f, f, f, f, fish

**Track 21 · Song** ..... 17

Thank you. Thank you. Thank you.  
You're welcome.  
Thank you. Thank you. Thank you.  
You're welcome. You're welcome.

**Track 23 · Song** ..... 18

blue, blue, blue  
white, white, white  
red, red, red  
black, black, black

**Unit 04 Shapes**

**Track 26 · Chant** ..... 20

Let's chant together! 3, 2, 1, go!  
G, G, g, G  
G, g, g, g, g, g, gorilla  
H, H, h, H  
H, h, h, h, h, h, hippo

**Track 28 · Song** ..... 21

Oops! Oops! Oops!  
I'm sorry. I'm sorry.  
That's OK. That's OK.

**Track 30 · Song** ..... 22

star, star, star  
square, square, square  
circle, circle, circle  
triangle, triangle, triangle

**Unit 05 Colors & Shapes**

**Track 33 · Chant** ..... 24

Let's chant together! 3, 2, 1, go!  
I, I, i, I  
I, i, i, i, i, i, iguana  
J, J, j, J  
J, j, j, j, j, j, jellyfish

**Track 35 · Song** ..... 25

Help! Help! Help me, please.  
Sure. Sure. I can help you.

**Track 37 · Song** ..... 26

purple, purple, purple  
yellow, yellow, yellow  
orange, orange, orange  
green, green, green

**Unit 06 My Feelings**

**Track 40 · Chant** ..... 28

Let's chant together! 3, 2, 1, go!  
K, K, k, K  
K, k, k, k, k, k, k, kangaroo  
L, L, l, L  
L, l, l, l, l, l, lion

**Track 42 · Song** ..... 29

Up, up, up! Up, up!  
Stand up! Stand up!  
Down, down! Down, down!  
Sit down! Sit down!

**Track 44 · Song** ..... 30

happy, happy, happy  
sad, sad, sad  
thirsty, thirsty, thirsty  
hungry, hungry, hungry

**Unit 07 Numbers**

**Track 47 · Chant** ..... 32

Let's chant together! 3, 2, 1, go!  
M, M, m, M  
M, m, m, m, m, m, m, monkey  
N, N, n, N  
N, n, n, n, n, n, nest

**Track 49 · Song** ..... 33

Happy birthday!  
Thank you.  
Happy birthday to you!  
Thank you very much.

**Track 51 · Song** ..... 34

one, one, one  
two, two, two  
three, three, three  
four, four, four  
five, five, five

**Unit 08 More Numbers**

**Track 55 · Song** ..... 37

How old? How old?  
How old are you?  
Eight. Eight. I am eight.

**Track 57 · Song** ..... 38

six, six, six  
seven, seven, seven  
eight, eight, eight  
nine, nine, nine  
ten, ten, ten

**Unit 09 My Body**

**Track 60 · Chant** ..... 40

Let's chant together! 3, 2, 1, go!  
O, O, o, O  
O, o, o, o, o, o, o, octopus  
P, P, p, P  
P, p, p, p, p, p, panda

**Track 62 · Song** ..... 41

Hey, come on! Let's go! Let's go!  
OK! OK! OK!

**Track 64 · Song** ..... 42

legs, legs, legs  
feet, feet, feet  
hands, hands, hands  
arms, arms, arms

**Unit 10 My Face**

**Track 67 · Chant** ..... 44

Let's chant together! 3, 2, 1, go!  
Q, Q, q, Q  
Q, q, q, q, q, q, queen  
R, R, r, R  
R, r, r, r, r, r, rabbit

**Track 69 · Song** ..... 45

Are you ready? Are you ready?  
Yes. Yes. Yes, I am.

**Track 71 · Song** ..... 46

mouth, mouth, mouth  
nose, nose, nose  
ears, ears, ears  
eyes, eyes, eyes

**Unit 11 Fun at School**

**Track 74 · Chant** ..... 48

Let's chant together! 3, 2, 1, go!  
S, S, s, S  
S, s, s, s, s, s, snake  
T, T, t, T  
T, t, t, t, t, t, tiger

**Track 76 · Song** ..... 49

I'm done. I'm done.  
Done, done. I'm done.  
Good job! Good job! Good job! Great!

**Track 78 · Song** ..... 50

jump, jump, jump  
dance, dance, dance  
run, run, run  
sing, sing, sing

**Unit 12 Play Time**

**Track 81 · Chant** ..... 52

Let's chant together! 3, 2, 1, go!  
U, U, u, U  
U, u, u, u, u, u, u, umbrella  
V, V, v, V  
V, v, v, v, v, v, violin

**Track 83 · Song** ..... 53

Here's your sticker. Here's your sticker.  
Thank you. Thank you.  
Thank you very much.

**Track 85 · Song** ..... 54

in, in, in  
out, out, out  
down, down, down  
up, up, up

**Unit 13 My Family**

**Track 88 · Chant** ..... 56

Let's chant together! 3, 2, 1, go!  
W, W, w, W  
W, w, w, w, w, w, w, wolf  
X, X, x, X  
X, x, x, x, x, x, x, fox

**Track 90 · Song** ..... 57

Excuse me. Excuse me.  
Can I go to the restroom?  
Sure. Sure. Go ahead.  
Sure. Sure. Go ahead.

**Track 92 · Song** ..... 58

sister, sister, sister  
brother, brother, brother  
dad, dad, dad  
mom, mom, mom

**Unit 14 Weather**

**Track 95 · Chant** ..... 60

Let's chant together! 3, 2, 1, go!  
Y, Y, y, Y  
Y, y, y, y, y, y, y, yo-yo  
Z, Z, z, Z  
Z, z, z, z, z, z, z, zebra

**Track 97 · Song** ..... 61

Good morning. Good morning.  
Rise and shine. Good morning.  
Good night. Good night.  
Sweet dreams. Good night.

**Track 99 · Song** ..... 62

cloudy, cloudy, cloudy  
windy, windy, windy  
rainy, rainy, rainy  
sunny, sunny, sunny

**Unit 15 Nature**

**Track 103 · Song** ..... 65

Ouch! I'm hurt.  
Are you OK?  
Are you OK?

**Track 105 · Song** ..... 66

bird, bird, bird  
tree, tree, tree  
butterfly, butterfly, butterfly  
flower, flower, flower



**Unit 16 Foods**

**Track 107 · Phonics** ..... 68

The alphabet!  
Oh, yeah! It's the alphabet!  
Here we go!

A B C D E F G H I J K L M N  
O P Q R S T U V W X Y Z

Now I know my ABCs.  
This time won't you sing the sound?

A B C D E F G H I J K L M N  
O P Q R S T U V W X Y Z

Now I know my ABCs.  
Next time won't you sing with me?

**Track 110 · Song** ..... 69

Bye-bye!  
Goodbye! Goodbye!  
Bye-bye!  
Goodbye! Goodbye!

**Track 112 · Song** ..... 70

rice, rice, rice  
noodles, noodles, noodles  
milk, milk, milk  
bread, bread, bread



**Open Up** is a three-level introductory course that motivates young learners to start learning English with a **CLIL curriculum**. Its features and components help young learners progress and communicate in English and in life.

## Key Features

- The very beginning level for building a strong foundation in learning English
- Fun and delightful **CLIL** lessons with songs, chants, and colorful illustrations
- Easy and collaborative activities to foster **21<sup>st</sup> century skills**
- Essential vocabulary and sentences to create a successful foundation for Cambridge YLE Tests
- Extensive Portfolio for practicing and developing confidence in learning
- Interactive digital materials and web tools to engage learners and reinforce learning

## Components

- Student Book (with Portfolio only for Level 1&2), MP3 CD, DVD-ROM
- Workbook
- Teacher's Manual
- Downloadable Teacher Resources
  - MP3 file, flashcard, answer key, PowerPoint resource, syllabus, etc.
  - [www.alist.co.kr](http://www.alist.co.kr) / [www.lwbooks.co.kr](http://www.lwbooks.co.kr) (KR)
  - [www.languageworldbooks.com](http://www.languageworldbooks.com) (INT'L)
- Free Online Audio / Video Play



## Power Up Your English with **Boost Up!**

A CLIL-Based Higher Level Course for Primary Students



	CEFR	Cambridge YLE Test
Starter	Pre-A1	Starters
Level 1	Pre-A1	Starters
Level 2	Pre-A1	Starters

16,000 KRW

