

2

STUDENT BOOK LEVEL 2

OPEN UP



A* List

Free Online Play



with DVD-ROM

Title Song



OPEN UP! OPEN UP!

Oh-ah, **OPEN UP!** Come on!

Oh-ah, **OPEN UP!** Yeah!

Oh-ah, Oh-ah, **OPEN UP!**

Oh-ah, Oh-ah, **OPEN UP!**

Open your eyes. Open your eyes.

Open your ears. Open your ears.

Open your arms. Open your arms.

Jump up! Up! Up!

Jump up! Up! Up!

Oh-ah, Oh-ah, **OPEN UP!**

Oh-ah, Oh-ah, **OPEN UP!**

Open your eyes.

Open your ears.

Open your arms.

Jump up! Up! Up!

Oh-ah, Oh-ah, **OPEN UP!**

Oh-ah, Oh-ah, **OPEN UP!**

Open your book.

Open the new world.

Open English with **OPEN UP!**

OPEN UP! Yeah!



Tom



Ella




May



Jacob

Contents



Welcome Unit	04
Unit 01 Weather	06
Unit 02 My Body	14
Review Game 1	22
Unit 03 At the Park	24
Unit 04 My Things	32
Review Game 2	40
Unit 05 At School	42
Unit 06 My Clothes	50
Review Game 3	58
Unit 07 At the Farm	60
Unit 08 Fruits	68
Review Game 4	76

About
Scope & Sequence
Songs & Chants
Flashcards & Role Play
Stickers





Welcome Unit

The Alphabet Listen and repeat.

Aa 	Bb 	Cc 	Dd 
Ee 	Ff 	Gg 	Hh 
Ii 	Jj 	Kk 	Ll 
Mm 	Nn 	Oo 	Pp 
Qq 	Rr 	Ss 	Tt 
Uu 	Vv 	Ww 	Xx 
Yy 	Zz 		

Numbers

1

one

2

two

3

three

4

four

5

five

6

six

7

seven

8

eight

9

nine

10

ten

Directions

Listen.



Point.



Stick.



Sing.



Repeat.



Circle.




Color.



Read.



Song

Watch. Then listen and sing.  04

Are you OK?
 I'm OK.
 Are you OK?
 Are you OK?
 OK, OK. I'm OK.



Story

Listen.  05

Puzzle



Look
&
Find





Listen

Listen and repeat.
Then act it out. (06)

Are you OK?

I'm OK.



Are you OK?

I'm OK.



Speak

Do it together.

Are you OK?

I'm OK.



Words Listen, point, and say. (07)

1



hot

2



cold

3



warm

4



cool

Chant Listen and chant. (08)



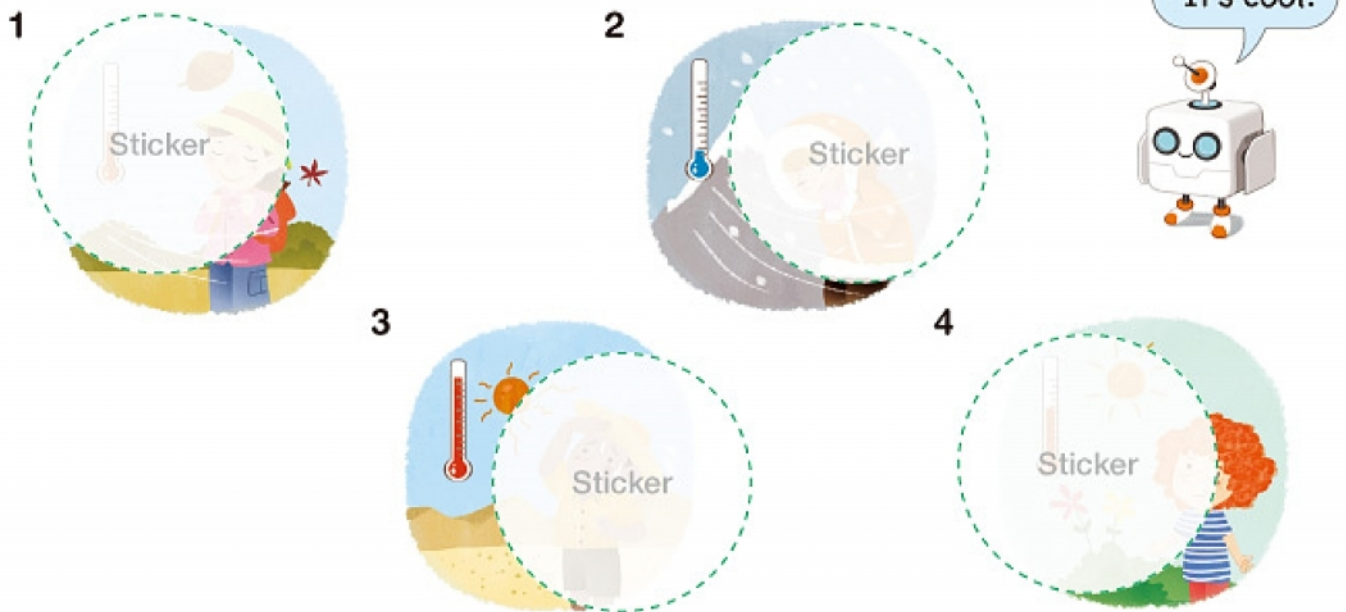
Sentences

Listen, point, and say. Then practice. ((09))



Practice

Stick and say.



Show & Tell

Portfolio p.01

Hello, I'm Tom.
It's warm today.



Words Listen, point, and say. ((10))

1		2		3		4	
	sunny		rainy		snowy		cloudy

Dialogue Listen, point, and say. Then practice. ((11))






How's the weather?

It's rainy.

Practice

Look and match. Then say.



Song & Dance

Lyrics p.84



Class Game

Play the game.

How's the weather?

It's snowy.



Story Reading Listen and read along. Then act it out. (13)






Read & Understand Read and match.

- | | | | | |
|---|--------------------|---|---|-----------|
| 1 | How's the weather? | • | a | I'm OK. |
| 2 | Are you OK? | • | b | It's hot. |

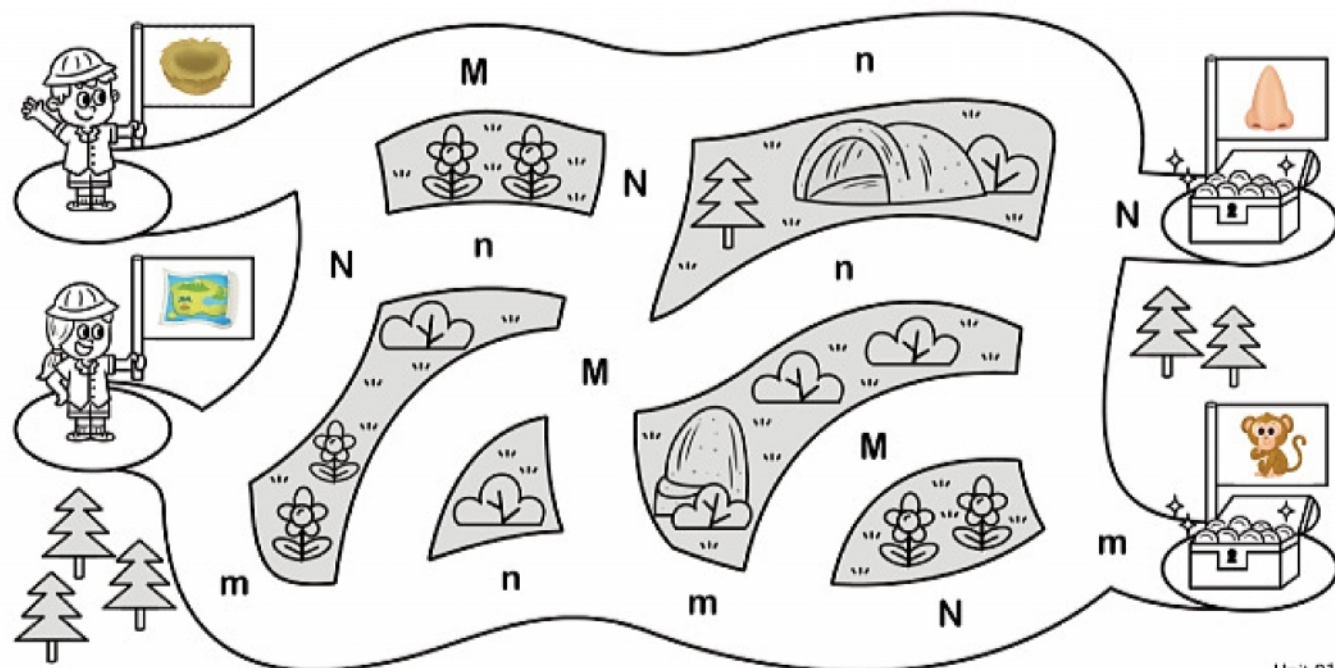
Phonics Trace. Then listen and repeat. ((14)) ((15))

Mm Mm

Nn Nn



Read & Do Find the way. Then say.





Song

Watch. Then listen and sing.  

Please, be quiet.
I'm sorry.
Please, be quiet.
Please, be quiet.
I'm sorry. I'm sorry.



Story

Listen.  

Puzzle



Look & Find



Listen

Listen and repeat.
Then act it out. (18)

Please, be quiet.

I'm sorry.



Please, be quiet.

I'm sorry.



Speak

Do it together.

Please, be quiet.


I'm sorry.



Words Listen, point, and say. ((19))

1 
eye / eyes

2 
ear / ears

3 
nose / noses

4 
mouth / mouths

Chant Listen and chant.  



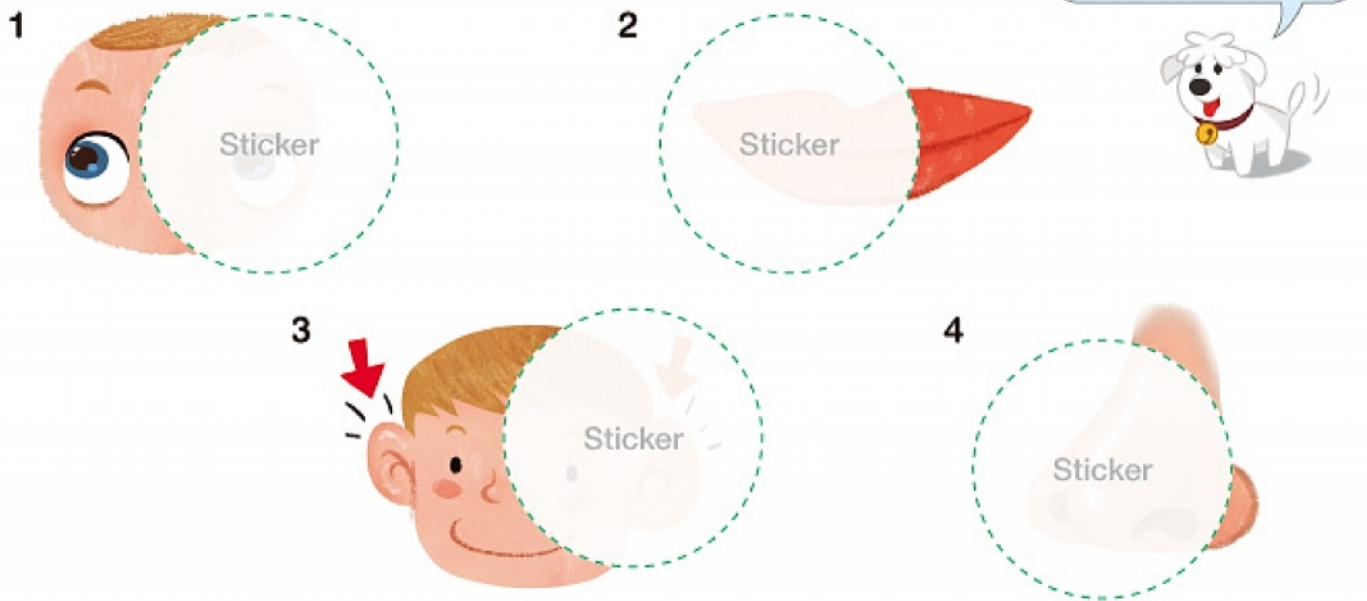
Sentences

Listen, point, and say. Then practice. ((21))



Practice

Stick and say.



Show & Tell

Portfolio p.03

Hello, I'm a monster.
I have three eyes. I have two ears.
I have one nose. I have one mouth.



Words Listen, point, and say. ((22))



arms



legs



hands



feet

Dialogue Listen, point, and say. Then practice. ((23))

How many **hands**?



I have two **hands**.



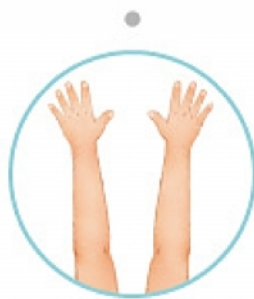
Practice

Look and match. Then say.



How many feet?

I have two feet.



Song & Dance

Lyrics p.85



Class Game

Play the game.



How many arms?

I have two arms.




Story Reading Listen and read along. Then act it out. (25)



Read & Understand Read and match.

- | | | | | |
|---|-------------------|---|---|------------------|
| 1 | Please, be quiet! | • | a | I have six legs. |
| 2 | How many legs? | • | b | I'm sorry. |

Phonics Trace. Then listen and repeat. ((26)) ((27))



o**ctopus**



p**anda**




o**x**



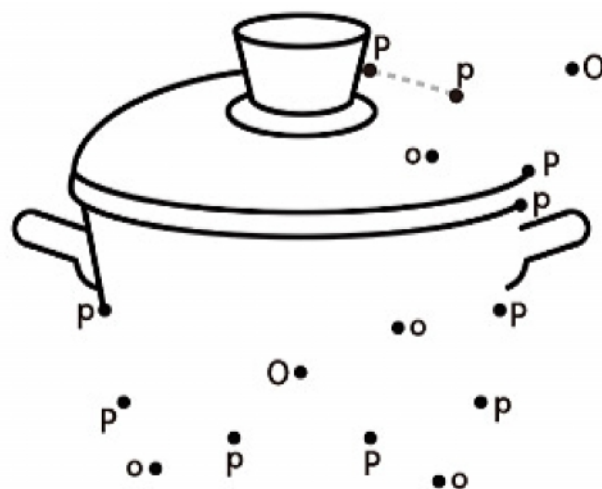
p**ot**

Read & Do Connect the dots. Then say.

Oo



Pp



Flip the coin and play the game.



→ move 2



→ move 1

START

How's the weather?



It's...

How many noses?



I have...



How's the weather?



It's...

How many legs?



I have...

How many eyes?



How's the weather?

I have...

How's the weather?




It's...




How's the weather?

It's warm.



How many noses?

I have one nose.



How's the weather?



It's...

How many feet?



I have...

How many hands?



I have...



It's...



FINISH


Unit

03

Lesson 1

At the Park

Song

Watch. Then listen and sing.  28

It's your turn.

It's your turn.

Thank you.


Thank you.

It's your turn.

Thank you.



Story

Listen.  29

Puzzle

Look & Find



Listen

Listen and repeat.
Then act it out. (30)

It's your turn.

Thank you.



It's your turn.

Thank you.



Speak


Do it together.

It's your turn.


Thank you.



Words Listen, point, and say. (31)



Chant Listen and chant. (32)



Sentences

Listen, point, and say. Then practice. ((33))



Practice

Stick and say.

1 Sticker

2 Sticker

3 Sticker


4 Sticker

I see a bird.

Show & Tell

Portfolio p.05


Hello, I'm May.
I see a bird. It's yellow.
I see a flower. It's pink.



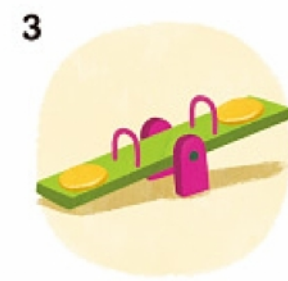
Words Listen, point, and say. ((34))



slide



swing



seesaw



bench

Dialogue Listen, point, and say. Then practice. ((35))






What do you see?



I see a slide.

Practice

Look and match. Then say.



What do you see?

I see a slide.



Song & Dance

Lyrics

p.85



Class Game

Play the game.



What do you see?



I see a bench.



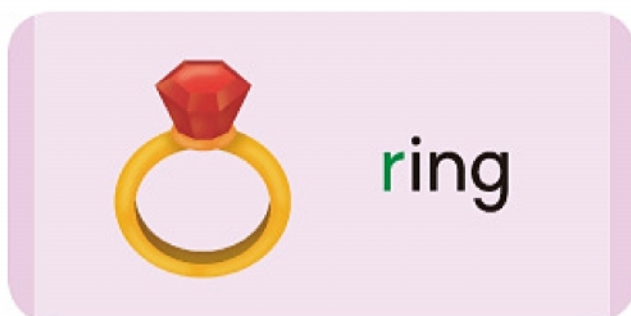

Story Reading Listen and read along. Then act it out. (37)



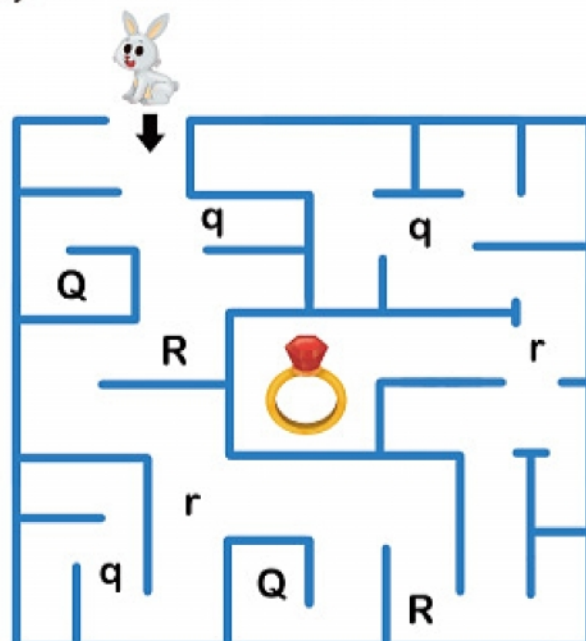
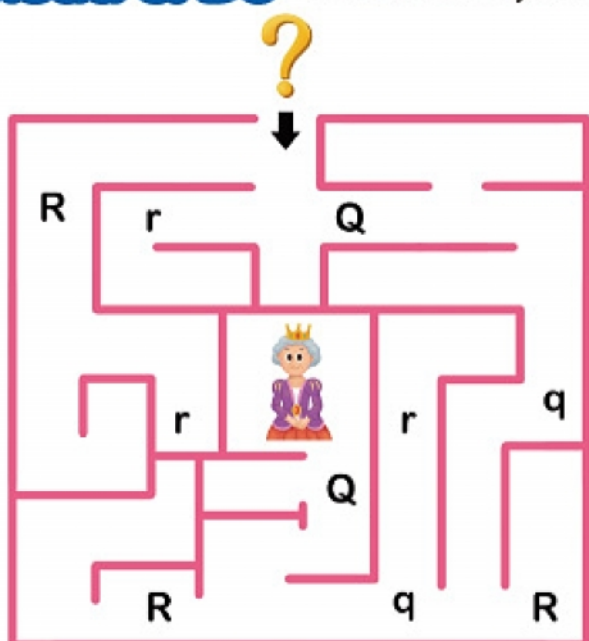
Read & Understand Read and match.

- | | | | | |
|---|------------------|---|-----|---------------|
| 1 | It's your turn. | • | • a | Thank you. |
| 2 | What do you see? | • | • b | I see a tree. |

Phonics Trace. Then listen and repeat. ((38)) ((39))



Read & Do Find the way. Then say.



Song

Watch. Then listen and sing.  

Let's share.
 Good idea.
 Let's share.
 Let's share.
 Good idea.
 Good idea.

Story

Listen.  

Puzzle

Look & Find



Listen

Listen and repeat.
Then act it out. (42)

Let's share.

Good idea.



Let's share.

Good idea.



Speak

Do it together.

Let's share.

Good idea.




Words Listen, point, and say. (43)




big



small



long



short

Chant Listen and chant. (44)



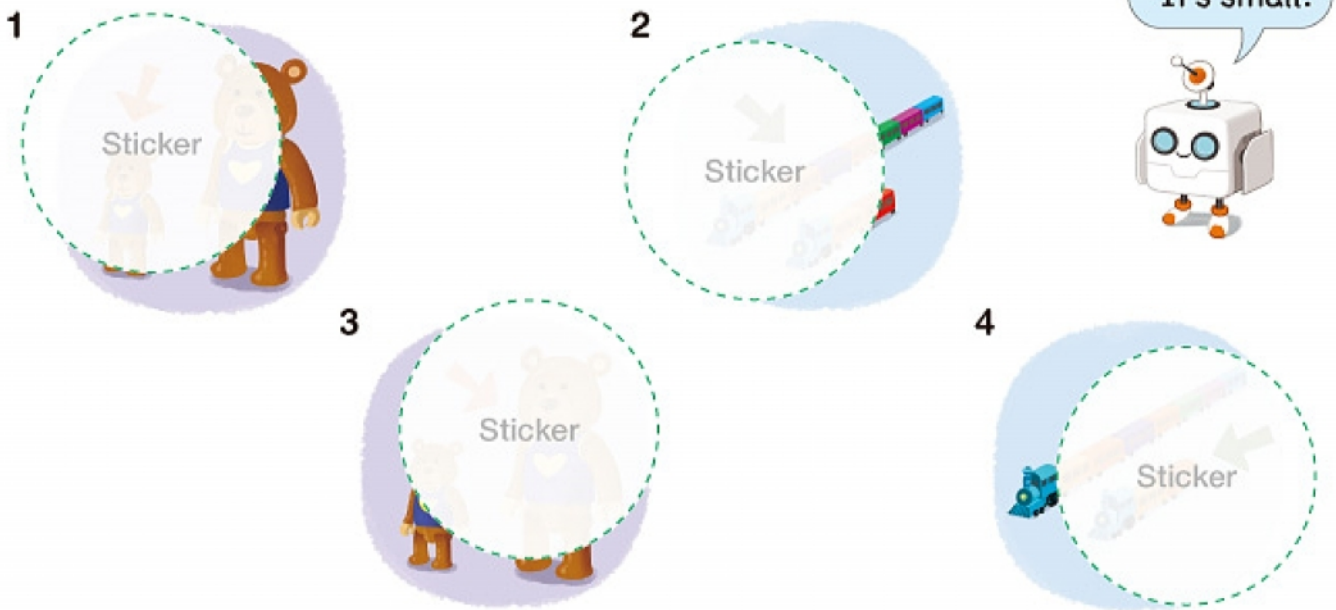
Sentences

Listen, point, and say. Then practice. ((45))



Practice

Stick and say.



Show & Tell

Portfolio p.07

Hello, I'm Jacob.
Look at this. It's long.



Words Listen, point, and say. ((46))

1	2	3	4
			
old	new	clean	dirty

Dialogue Listen, point, and say. Then practice. ((47))



Is it **new**?

Yes, it is.

Is it **dirty**?

No, it isn't.

1 2 3 4


Practice

Look and match. Then say.


1



2



3



4



Is it clean?

Yes, it is.




Song & Dance

Lyrics p.86



Class Game

Play the game. 

Is it long?

Is it new?

It's a crayon!

No, it isn't.

Yes, it is.

Yes, it is.



Story Reading Listen and read along. Then act it out. (49)



Read & Understand Read and match.

- | | | | | |
|---|--------------|---|---|---------------|
| 1 | Let's share. | • | a | No, it isn't. |
| 2 | Is it small? | • | b | Good idea. |

Phonics Review

Look and stick. Then say.



Mm



Nn



Oo



Pp



Qq



Rr



U3~4

Game

Flip the coin and play the game.

Front

→ move 2

Back

→ move 1



What do you see?

I see a flower.



Is it small?

Yes, it is. / No, it isn't.



START

What do you see?



I see a...



Is it small?



What do you see?



I see a...

Is it short?



Is it new?



What do you see?



I see a...



What do you see?



I see a...

Is it small?



I see a...

Is it clean?



What do you see?

I see a...



I see a...

What do you see?



I see a...

Is it old?



I see a...

What do you see?



I see a...

FINISH

Song

Watch. Then listen and sing.  50

Hurry, hurry.
 Hurry up!
 OK. OK.
 Hurry up!
 Hurry up!
 OK. OK.

Story

Listen.  51

Puzzle

Look
&
Find



Listen

Listen and repeat.
Then act it out. (52)

Hurry up!

OK.



Hurry up!

OK.



Speak

Do it together.

Hurry up!

OK.



Words Listen, point, and say. (53)



read



draw



write



count

Chant Listen and chant. (54)

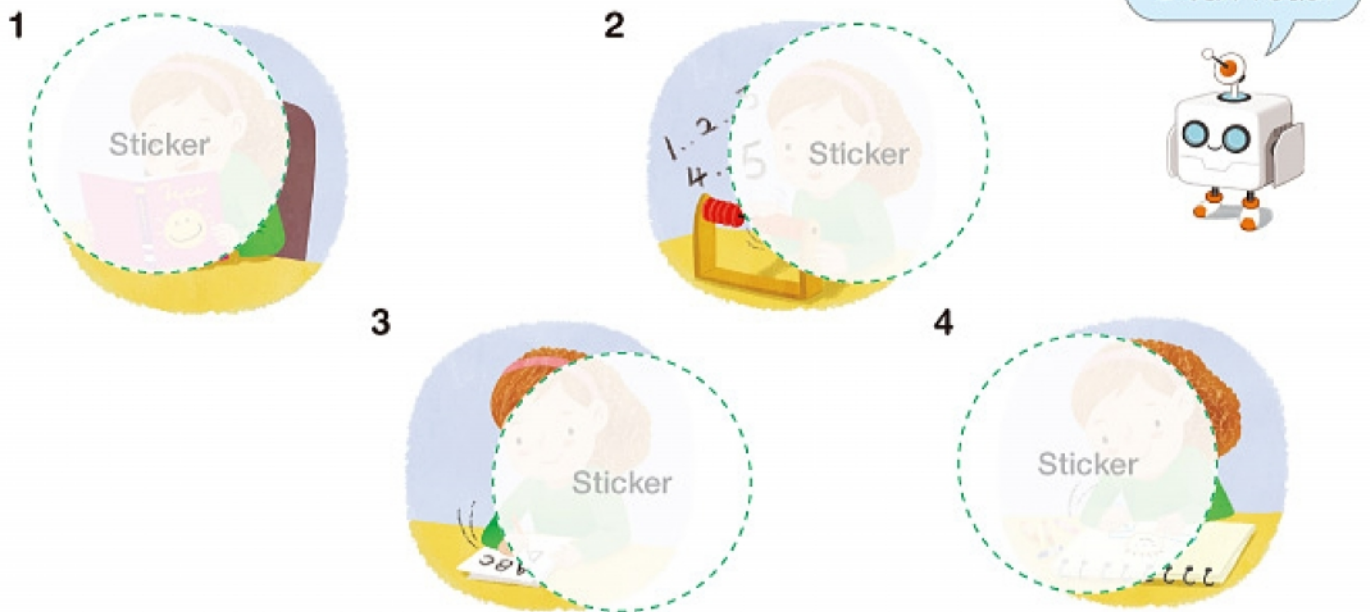
Sentences

Listen, point, and say. Then practice. ((55))



Practice

Stick and say.



Show & Tell

Portfolio p.09

Hello, I'm Ella.
I can read. I can write.



Words Listen, point, and say. ((56))

1		2		3		4	
	jump		run		walk		clap

Dialogue Listen, point, and say. Then practice. ((57))



What can you do?

I can jump.

Practice

Look and match. Then say.

1



2



3



4



What can you do?

I can clap.



Song & Dance

Lyrics p.86



Class Game

Play the game.

What can you do?



I can jump.



Story Reading Listen and read along. Then act it out. (59)



Read & Understand Read and match.

- | | | | | |
|---|------------------|---|---|------------|
| 1 | What can you do? | • | a | I can run. |
| 2 | Hurry up! | • | b | OK. |

Phonics Trace. Then listen and repeat. ((60)) ((61))

S s S s

T t T t



snake



tiger



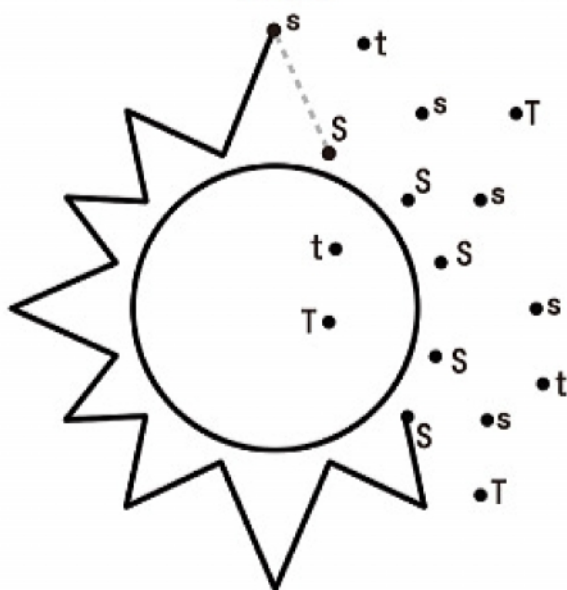
sun



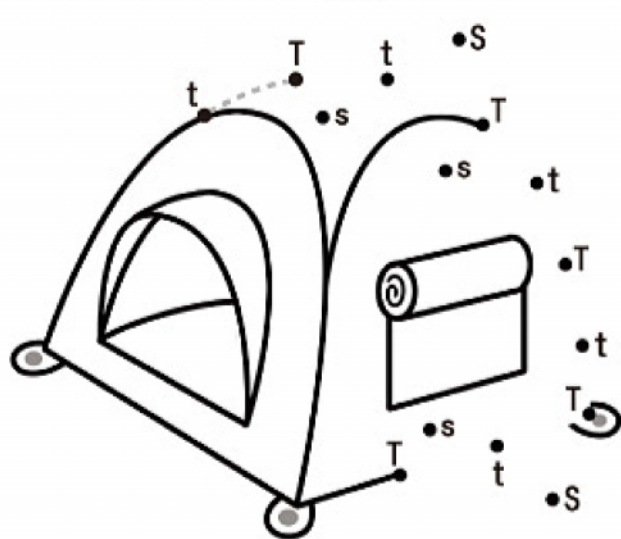
tent

Read & Do Connect the dots. Then say.

Ss



Tt



Song Watch. Then listen and sing.  

Please, help me.
Sure.
Please, help me.
Please, help me.
Sure. Sure.

Story Listen.  



Puzzle

👁️👁️
Look & Find



Listen

Listen and repeat.
Then act it out. (64)

Please, help me.

Sure.



Please, help me.

Sure.



Speak

Do it together.

Please, help me.

Sure.



Words Listen, point, and say. ((65))



T-shirt



jacket



skirt



dress

Chant Listen and chant. (66)

Illustration for the chant activity showing two rows of clothing items with clapping hand icons. The top row features two red t-shirts and two blue jackets. The bottom row features two purple skirts and two pink dresses. Clapping hand icons are placed between the items in each row.

Sentences

Listen, point, and say. Then practice. ((67))



Practice

Stick and say.



Show & Tell

Portfolio p.11

Hello, I'm May.
I have a T-shirt.
I have a skirt.



Words Listen, point, and say. ((68))

- 1  pants
- 2  shorts
- 3  shoes
- 4  socks

Dialogue Listen, point, and say. Then practice. ((69))




Practice

Look and match. Then say.



What do you have?

I have socks.



Song & Dance

Lyrics p.86



Class Game

Play the game. 

What do you have?

I have shorts.



Story Reading Listen and read along. Then act it out. (71)



Read & Understand Read and match.

- 1 Please, help me. • a I have pants.
- 2 What do you have? • b Sure.

Phonics

Trace. Then listen and repeat. ((72)) ((73))

U u U u

V v V v

W w W w



umbrella



violin



wolf



up



van



watch

Read & Do

Color and say.

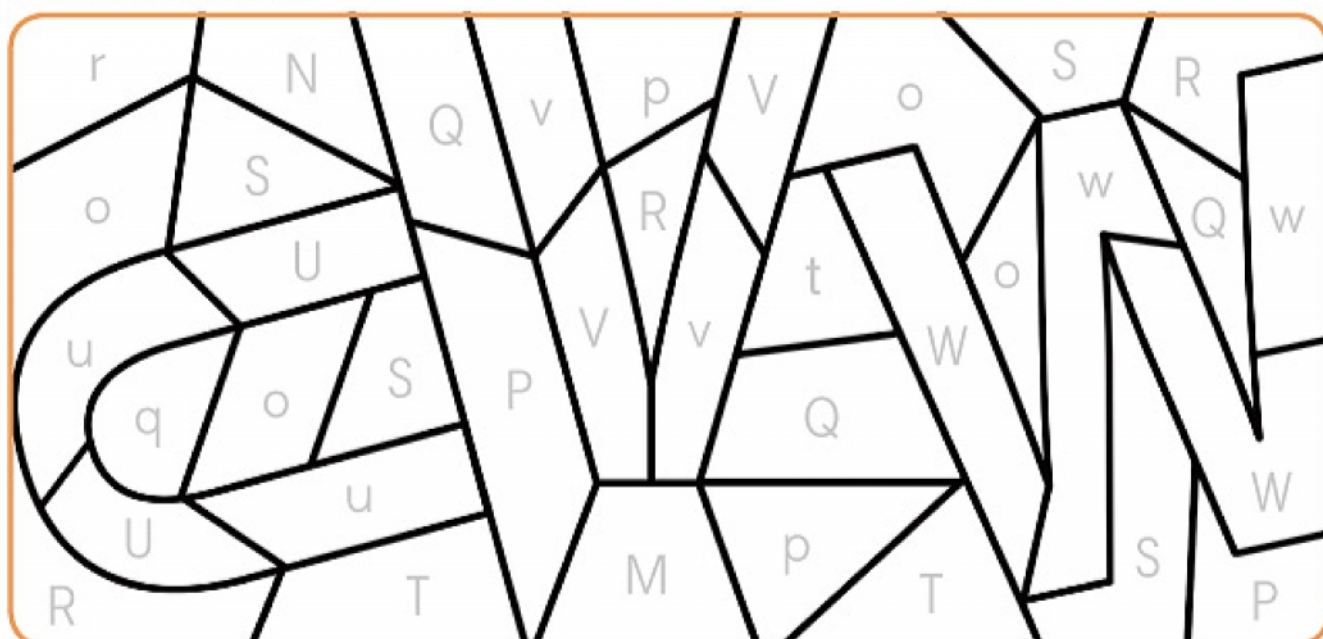
Uu →



Vv →



Ww →



U5~6
Game

Flip the coin and play the game.

Front

→ move 2

Back

→ move 1



What can you do?

I can draw.



What do you have?

I have a jacket.



What can you do?

I can...



What do you have?

What can you do?

I can...



What do you have?



I have...

What do you have?



I have a...



What can you do?

I can...






Song Watch. Then listen and sing.  74

Be careful!
Oh, thank you.
Be careful! Be careful!
Oh, thank you.
Thank you.



Story Listen.  (75)

Puzzle

Look & Find



Listen

Listen and repeat.
Then act it out. ((76))

Be careful!

Oh, thank you.



Be careful!

Oh, thank you.



Speak

Do it together.


Be careful!

Oh, thank you.




Words


Listen, point, and say. (77)



a rabbit rabbits




a hen hens



a goat goats

Chant

Listen and chant. (78)

A large graphic with three wavy horizontal bands. The top band is light blue and contains one rabbit illustration followed by two pairs of hand icons, and two rabbit illustrations followed by two pairs of hand icons. The middle band is light orange and contains one hen illustration followed by two pairs of hand icons, and two hen illustrations followed by two pairs of hand icons. The bottom band is light green and contains one goat illustration followed by two pairs of hand icons, and two goat illustrations followed by two pairs of hand icons.

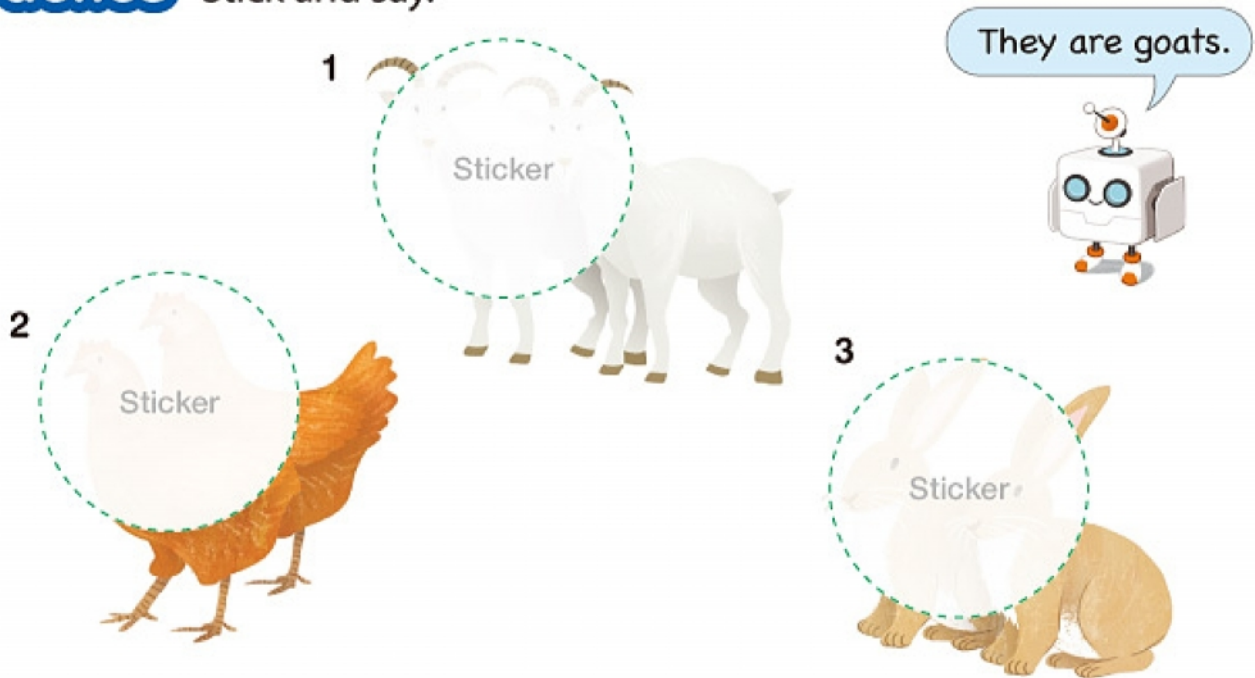
Sentences

Listen, point, and say. Then practice. ((79))



Practice

Stick and say.



Show & Tell







Portfolio p.13

Hello, I'm Jacob.
They are hens. They can jump.



Words

Listen, point, and say. ((80))

1			2			3		
	a horse	horses		a duck	ducks		a cow	cows

Dialogue

Listen, point, and say. Then practice. ((81))



1

What are they?

2

3

They are horses.

Practice

Look and match. Then say.

1



2



3



What are they?

They are cows.



Song & Dance

Lyrics p.87



82

Class Game

Play the game.



What are they?

They are ducks.

Story Reading Listen and read along. Then act it out. (83)



Read & Understand Read and match.

- 1 Be careful! • a They are ducks.
- 2 What are they? • b Oh, thank you.

Phonics Trace. Then listen and repeat. ((84)) ((85))



Read & Do Color and say. Xx → | Yy → | Zz →



Song

Watch. Then listen and sing.  

See you later.
 See you later.
 See you. See you.
 See you later.
 See you!



Story

Listen.  

Puzzle

Look & Find



Listen

Listen and repeat.
Then act it out. (88)

See you later.

See you.



See you later.

See you.



Speak


Do it together.

See you later.


See you.




Words Listen, point, and say. ((89))



an apple apples




a banana bananas



a melon melons

Chant Listen and chant.  




Sentences

Listen, point, and say. Then practice. ((91))



Practice


Stick and say.




Show & Tell

Portfolio p.15


Hello, I'm Tom.
I like apples and melons.




Words Listen, point, and say. ((92))



a lemon
..... lemons



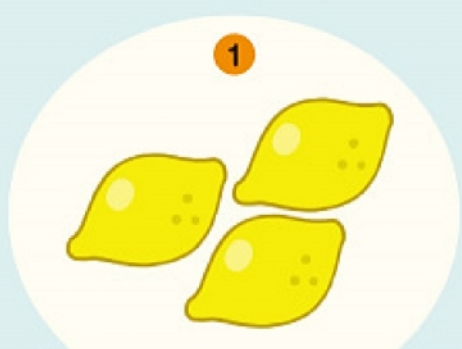


a pineapple
..... pineapples



a watermelon
..... watermelons

Dialogue Listen, point, and say. Then practice. ((93))



Do you like lemons?



Yes, I do.

No, I don't.

Practice

Look and match. Then say.



Do you like pineapples?

Yes, I do.










Song & Dance

Lyrics p.87



Class Game

Play the game. 

Alice	
	<input type="radio"/>
	<input type="radio"/>
	<input checked="" type="checkbox"/>
	
	
	

Do you like pineapples?

Do you like lemons?

Do you like watermelons?

Yes, I do.

Yes, I do.

No, I don't.



Story Reading Listen and read along. Then act it out. (95)



Read & Understand Read and match.

- | | | | | |
|---|---------------------|---|-----|------------|
| 1 | See you later. | • | • a | See you. |
| 2 | Do you like apples? | • | • b | Yes, I do. |

Phonics Review

Look and stick. Then say.



U7~8

Game

Flip the coin and play the game.

Front

→ move 2

Back

→ move 1

START



What are they?

They are rabbits.



Do you like bananas?

Yes, I do. / No, I don't.



What are they?

They are...



Do you like...?



What are they?

Do you like...?





What are they?

They are...





What are they?

Do you like...?

They are...

Do you like...?

They are...

What are they?

They are...

FINISH

Lesson 1: Conversation

introduces basic English conversation based on real-life situations.



The page is titled "Unit 01 Weather Lesson 1". It features a large illustration of children in a weather-themed room. On the right side, there are five numbered callouts pointing to different activity sections:

- 1 Song**: Watch. Then listen and sing.

Are you OK?
I'm OK.
Are you OK?
Are you OK?
OK, OK. I'm OK.
- 2 Story**: Listen.
- 3 Puzzle**: Look & Find.
- 4 Listen**: Listen and repeat. Then act it out.

Are you OK? I'm OK.

Are you OK? I'm OK.
- 5 Speak**: Do it together.

Are you OK? I'm OK.

1-Song enables learners to sing along to catchy tunes and start the class in a fun and lively mood.

2-Story focuses on the target conversation. It also provides a colorful picture where the main characters illustrate the target conversation in a contextual setting.

3-Puzzle offers a chance to look through the picture and better understand the presented situation. (The items to look and find are a preview of the following lesson.)

4-Listen allows learners to practice the target conversation by listening to and repeating after the audio.

5-Speak guides learners to communicate with classmates spontaneously through a role-playing activity. (Cut and use the character pictures from the end of the book to make the activity more fun and real.)





Lesson 2: Words & Sentences

introduces the CLIL-based vocabulary and sentence patterns.

6 Words Listen, point, and say.

1 hot 2 cold

3 warm 4 cool

7 Chant Listen and chant.

8 Sentences Listen, point, and say. Then practice.

It's hot.

9 Practice Stick and say.

1 2 It's cool.

3 4

10 Show & Tell

Hello, I'm Tom.
It's warm today.

6 Words introduces CLIL-based vocabulary with illustrations and audio aid.

7 Chant allows learners to practice the words with catchy rhythmic patterns. Learners are encouraged to clap and tap along while singing for a more engaging and challenging activity.

8 Sentences presents the target grammar pattern that includes previously learned words to encourage reinforcement.

9 Practice includes a sticker activity to practice target sentences.

10 Show & Tell encourages learners to practice and apply the target language.



Portfolio is included at the end of the book for the Show & Tell activity. Visual aids and model sentences will allow learners to express their ideas in a fun and easy way.

Lesson 3: Words & Dialogue

introduces the second set of CLIL-based vocabulary and a conversation that reinforces previously learned sentence patterns.

The screenshot shows the 'Lesson 3' interface with the following activities:

- 11 Words:** Listen, point, and say. Includes four weather icons: sunny, rainy, snowy, and cloudy.
- 12 Dialogue:** Listen, point, and say. Then practice. Shows two children in a conversation: 'How's the weather?' and 'It's rainy.' A whiteboard displays weather icons.
- 13 Practice:** Look and match. Then say. A matching activity with weather icons and a dog asking 'How's the weather?' with the answer 'It's sunny.'
- 14 Song & Dance:** Lyrics and icons. Includes a play button icon.
- 15 Class Game:** Play the game. Shows children playing a game on the floor with weather icons and cards.

11- Words features another set of CLIL-based vocabulary with illustrations and audio aid.

12- Dialogue presents the new target language in the form of a conversation. The sentence structures that were presented in Lesson 2 are reinforced to improve learners' acquisition.

13- Practice includes an age-appropriate matching activity and encourages learners to practice the target conversation.

14- Song & Dance offers a chance to reinforce the target language through singing and body movements.

15- Class Game provides an easy and quick game, allowing learners to use the target language in a fun and meaningful way.



DVD-ROM is an interactive whiteboard software. It provides an e-book that includes songs, animations, videos, and games. Downloadable resources such as MP3 files, answer keys, flashcards, tests, and word lists are also available.



Online Site contains audio tracks, animations, dance videos and games. Find and play all the audio and video materials instantly and conveniently on the computer, smartphone, and tablet.
www.alist.co.kr/OU/

Lesson 4: Story Reading & Phonics

features a simple story with the target language and phonics instructions for building strong phonemic awareness.

16 Story Reading Listen and read along. Then act it out.

17 Read & Understand Read and match.

1 How's the weather?	- a I'm OK.
2 Are you OK?	- b It's hot.

18 Phonics Trace. Then listen and repeat.

Mm Nn

monkey	nest
map	nose

19 Read & Do Find the way. Then say.

16-Story Reading provides a simple story with familiar characters from world-famous classics. Learners can read and understand the target language they have learned in a new context.

17-Read & Understand allows learners to check their comprehension of the story.

18-Phonics offers a chance to strengthen phonemic awareness and learn model words for each letter and sound.

19-Read & Do features simple and diverse practice activities to assess letter recognition and phonics skills.



Board Game reviews words and conversation patterns of the previous two units.



Flashcards are provided at the end of the book for reviewing words and playing games.



Role Play provides pictures of the main characters. Cut and use them to make role-playing activities more fun.



Scope & Sequence

Welcome Unit



- The Alphabet Song and Sounds
- Numbers 1 to 10
- Directions

Listen./Point./Stick./Sing./Repeat./Circle./Color./Read.

Unit	Title	Topic	Lesson 1	Lesson 2	Lesson 3	Lesson 4
01	Weather	Weather	Conversation Are you OK? I'm OK.	Words hot, cold, warm, cool	Words sunny, rainy, snowy, cloudy	Story Reading <i>The Ant and the Grasshopper</i>
		CLIL: Science		Sentence It's hot.	Dialogue How's the weather? It's rainy.	Phonics M m, N n monkey, map, nest, nose
02	My Body	Body Parts	Conversation Please, be quiet. I'm sorry.	Words eye/eyes, ear/ ears, nose/noses, mouth/mouths	Words arms, legs, hands, feet	Story Reading <i>The Ant and the Grasshopper</i>
		CLIL: Science		Sentence I have one nose.	Dialogue How many hands? I have two hands.	Phonics O o, P p octopus, ox, panda, pot
Board Game 1		Review of Units 01-02				
		<ul style="list-style-type: none"> • How's the weather? It's warm. • How many noses? I have one nose. 				
03	At the Park	Nature & Playground	Conversation It's your turn. Thank you.	Words tree, bird, flower, bee	Words slide, swing, seesaw, bench	Story Reading <i>The Town Mouse and the Country Mouse</i>
		CLIL: Science		Sentence I see a bee.	Dialogue What do you see? I see a slide.	Phonics Q q, R r queen, question, rabbit, ring
04	My Things	Object Descriptions	Conversation Let's share. Good idea.	Words big, small, long, short	Words old, new, clean, dirty	Story Reading <i>The Town Mouse and the Country Mouse</i>
		CLIL: Math		Sentence It's long.	Dialogue Is it new? Yes, it is. Is it dirty? No, it isn't.	Phonics Review of Mm to Rr
Board Game 2		Review of Units 03-04				
		<ul style="list-style-type: none"> • What do you see? I see a flower. • Is it small? Yes, it is./No, it isn't. 				



Unit	Title	Topic	Lesson 1	Lesson 2	Lesson 3	Lesson 4
05	At School	Actions	Conversation Hurry up! OK.	Words read, draw, write, count	Words jump, run, walk, clap	Story Reading <i>The Town Musicians of Bremen</i>
		CLIL: Physical Education		Sentence I can draw.	Dialogue What can you do? I can jump.	Phonics S s, T t snake, sun, tiger, tent
06	My Clothes	Clothing	Conversation Please, help me. Sure.	Words T-shirt, jacket, skirt, dress	Words pants, shorts, shoes, socks	Story Reading <i>The Town Musicians of Bremen</i>
		CLIL: Social Studies		Sentence I have a T-shirt.	Dialogue What do you have? I have pants.	Phonics U u, V v, W w umbrella, up, violin, van, wolf, watch
Board Game 3			Review of Units 05-06 • What can you do? I can draw. • What do you have? I have a jacket.			
07	At the Farm	Farm Animals	Conversation Be careful! Oh, thank you.	Words a rabbit/rabbits, a hen/hens, a goat/goats	Words a horse/horses, a duck/ducks, a cow/cows	Story Reading <i>The Ugly Duckling</i>
		CLIL: Science		Sentence They are goats.	Dialogue What are they? They are horses.	Phonics X x, Y y, Z z fox, box, yo-yo, yogurt, zebra, zoo
08	Fruits	Fruits	Conversation See you later. See you.	Words an apple/apples, a banana/bananas, a melon/melons	Words a lemon/lemons, a pineapple/ pineapples, a watermelon/ watermelons	Story Reading <i>The Ugly Duckling</i>
		CLIL: Health		Sentence I like bananas.	Dialogue Do you like lemons? Yes, I do./ No, I don't.	Phonics Review of Ss to Zz
Board Game 4			Review of Units 07-08 • What are they? They are rabbits. • Do you like bananas? Yes, I do./No, I don't.			

Songs & Chants

Welcome Unit

Track 03 · The Alphabet 04

The alphabet!

Oh, yeah! It's the alphabet!

Here we go!

ABCDEFGHIJKLMN

OPQRSTUVWXYZ

Now I know my ABCs.

This time won't you sing the sound?

ABCDEFGHIJKLMN

OPQRSTUVWXYZ

Now I know my ABCs.

Next time won't you sing with me?

Unit 01 Weather

Track 04 · Song 06

Are you OK?

I'm OK.

Are you OK? Are you OK?

OK, OK. I'm OK.

Track 08 · Chant 08

hot (tap) (tap) hot (tap) (tap)

cold (tap) (tap) cold (tap) (tap)

warm (clap) (clap) warm (clap) (clap)

cool (clap) (clap) cool (clap) (clap)

Track 12 · Song & Dance 11

How's the weather? How's the weather?

Look outside.

It's sunny. It's sunny. It's sunny.

How's the weather? How's the weather?

Look outside.

It's rainy. It's rainy. It's rainy.

How's the weather? How's the weather?

Look outside.

It's snowy. It's snowy. It's snowy.

How's the weather? How's the weather?

Look outside.

It's cloudy. It's cloudy. It's cloudy.

Unit 02 My Body

Track 16 · Song 14

Please, be quiet.

I'm sorry.

Please, be quiet. Please, be quiet.

I'm sorry. I'm sorry.

Track 20 - Chant 16

eye (clap) (clap) eyes (clap) (clap)
ear (clap) (clap) ears (clap) (clap)
nose (tap) (tap) noses (tap) (tap)
mouth (tap) (tap) mouths (tap) (tap)

Track 24 - Song & Dance 19

How many arms? How many arms?
Two arms. I have two arms.
How many legs? How many legs?
Two legs. I have two legs.

How many hands? How many hands?
Two hands. I have two hands.
How many feet? How many feet?
Two feet. I have two feet.

Unit 03 At the Park

Track 28 - Song 24

It's your turn. It's your turn.
Thank you. Thank you.
It's your turn.
Thank you.

Track 32 - Chant 26

tree (tap) tree (clap) (clap)
bird (tap) bird (clap) (clap)
flower (tap) flower (clap) (clap)
bee (tap) bee (clap) (clap)

Track 36 - Song & Dance 29

Yeah! We are in the park.
What do you see? What do you see?
I see a slide. I see a slide.
Yeah! We are in the park.
What do you see? What do you see?
I see a bench. I see a bench.

Yeah! We are in the park.
What do you see? What do you see?
I see a swing. I see a swing.
Yeah! We are in the park.
What do you see? What do you see?
I see a seesaw. I see a seesaw.

Unit 04 My Things

Track 40 - Song 32

Let's share.
Good idea.
Let's share. Let's share.
Good idea. Good idea.

Track 44 - Chant 34

big (tap) (tap) big (clap)
small (tap) (tap) small (clap)
long (tap) (tap) long (clap)
short (tap) (tap) short (clap)

Track 48 · Song & Dance 37

Is it old? Is it old?
Yes. Yes. Yes, it is.
Is it new? Is it new?
No. No. No, it isn't.

Is it clean? Is it clean?
Yes. Yes. Yes, it is.
Is it dirty? Is it dirty?
No. No. No, it isn't.

Unit 05 At School

Track 50 · Song 42

Hurry, hurry. Hurry up!
OK. OK.
Hurry up! Hurry up!
OK. OK.

Track 54 · Chant 44

read (tap) read (clap) (clap)
draw (tap) draw (clap) (clap)
write (tap) write (clap) (clap)
count (tap) count (clap) (clap)

Track 58 · Song & Dance 47

What can you do?
I can walk. I can walk. I can walk.
What can you do?
I can run. I can run.

What can you do?
I can jump. I can jump. I can jump.
What can you do?
I can clap. I can clap.

Unit 06 My Clothes

Track 62 · Song 50

Please, help me.
Sure.
Please, help me. Please, help me.
Sure. Sure.

Track 66 · Chant 52

T-shirt (clap) (clap) T-shirt (tap)
jacket (clap) (clap) jacket (tap)
skirt (clap) (clap) skirt (tap)
dress (clap) (clap) dress (tap)

Track 70 · Song & Dance 55

I have pants. What do you have?
I have pants. I have shorts.
I have pants. I have shorts.
I have shorts. What do you have?

I have shoes. What do you have?
I have shoes. I have socks.
I have shoes. I have socks.
I have socks. What do you have?

Unit 07 At the Farm

Track 74 · Song 60

Be careful!
Oh, thank you.
Be careful! Be careful!
Oh, thank you. Thank you.

Track 78 · Chant 62

a rabbit (tap) (tap) rabbits (clap) (clap)
a hen (tap) (tap) hens (clap) (clap)
a goat (tap) (tap) goats (clap) (clap)

Track 82 · Song & Dance 65

Quack. Quack. What is it?
It's a duck. It's a duck.
Quack. Quack. What are they?
They are ducks.

Moo. Moo. What is it?
It's a cow. It's a cow.
Moo. Moo. What are they?
They are cows.

Neigh. Neigh. What is it?
It's a horse. It's a horse.
Neigh. Neigh. What are they?
They are horses.

Unit 08 Fruits

Track 86 · Song 68

See you later. See you later.
See you. See you.
See you later.
See you!

Track 90 · Chant 70

an apple (clap) (clap) apples (tap) (tap)
a banana (clap) (clap) bananas (tap) (tap)
a melon (clap) (clap) melons (tap) (tap)

Track 94 · Song & Dance 73

Do you like lemons?
Yes, I do. Yes, I do.
Do you like lemons?
No. No, I don't.

Do you like pineapples?
Yes, I do. Yes, I do.
Do you like pineapples?
No. No, I don't.

Do you like watermelons?
Yes, I do. Yes, I do.
Do you like watermelons?
No. No, I don't.





Open Up is a three-level introductory course that motivates young learners to start learning English with a **CLIL curriculum**. Its features and components help young learners progress and communicate in English and in life.

Key Features

- The very beginning level for building a **strong foundation** in learning English
- Fun and delightful **CLIL** lessons with songs, chants, and colorful illustrations
- Easy and collaborative activities to foster **21st century skills**
- Essential vocabulary and sentences to create a successful foundation for Cambridge YLE Tests
- Extensive Portfolio for practicing and developing confidence in learning
- Interactive digital materials and web tools to engage learners and reinforce learning

Components

- Student Book (with Portfolio only for Level 1&2), MP3 CD, DVD-ROM
- Workbook
- Teacher’s Manual
- Downloadable Teacher Resources
 - MP3 file, flashcard, answer key, PowerPoint resource, syllabus, etc.
 - www.alist.co.kr / www.lwbooks.co.kr (KR)
 - www.languageworldbooks.com (INT’L)
- Free Online Audio / Video Play



Power Up Your English with **Boost Up!**

A CLIL-Based Higher Level Course for Primary Students



	CEFR	Cambridge YLE Test
Starter	Pre-A1	Starters
Level 1	Pre-A1	Starters
Level 2	Pre-A1	Starters

16,000 KRW

