

1

STUDENT BOOK

LEVEL 1

OPEN UP



Free Online Play



with DVD-ROM

A*List

Title Song



02

OPEN UP! OPEN UP!

Oh-ah, **OPEN UP!** Come on!

Oh-ah, **OPEN UP!** Yeah!

Oh-ah, Oh-ah, **OPEN UP!**

Oh-ah, Oh-ah, **OPEN UP!**

Open your eyes. Open your eyes.

Open your ears. Open your ears.

Open your arms. Open your arms.

Jump up! Up! Up!

Jump up! Up! Up!

Oh-ah, Oh-ah, **OPEN UP!**

Oh-ah, Oh-ah, **OPEN UP!**

Open your eyes.

Open your ears.

Open your arms.

Jump up! Up! Up!

Oh-ah, Oh-ah, **OPEN UP!**

Oh-ah, Oh-ah, **OPEN UP!**

Open your book.

Open the new world.

Open English with **OPEN UP!**

OPEN UP! Yeah!



Tom



Ella



May



Jacob

Contents



Sam

Cube



Welcome Unit	04
Unit 01 My Classroom	06
Unit 02 Colors	14
Review Game 1	22
Unit 03 Numbers	24
Unit 04 Shapes	32
Review Game 2	40
Unit 05 My Family	42
Unit 06 Toys	50
Review Game 3	58
Unit 07 Animals	60
Unit 08 A Birthday Party	68
Review Game 4	76

About

Scope & Sequence

Songs & Chants

Flashcards & Role Play

Stickers





Welcome Unit

The Alphabet Listen and dance. 03



Directions

Listen.



Point.



Stick.



Sing.



Repeat.



Circle.



Color.



Read.



Song Watch. Then listen and sing.  

Hello. Hello, Jacob.

Hi. Hi, Ella.

Hello. Hello, Tom.

Hi. Hi, May.



Story

Listen.  (05)



Puzzle


Look
&
Find



Listen

Listen and repeat.
Then act it out. (06)

Hello, Jacob.

Hi, Ella.



Hello, Tom.

Hi, May.



Speak

Do it together.

Hello, Jacob.

Hi, Ella.



Words Listen, point, and say. (07)



book



board



backpack



crayon

Chant Listen and chant. (08)

Illustration of a yellow wavy band containing icons for 'book' and 'board' with hand clapping icons.

Illustration of a green wavy band containing icons for 'backpack' and 'crayon' with hand clapping icons.

Sentences

Listen, point, and say. Then practice. ((09))



Practice

Stick and say.

1



2



It's a backpack.



3



4







Show & Tell

Portfolio p.01

Hello, I'm Ella.
Look! It's a book.



Words Listen, point, and say. ((10))

- 1  pen
- 2  notebook
- 3  desk
- 4  chair

Dialogue Listen, point, and say. Then practice. ((11))

What is it?

It's a pen.



1 2 3 4

Practice

Look and match. Then say.

1



2



3



4



What is it?

It's a desk.



Song & Dance

Lyrics p.84



Class Game

Play the game.



It's a chair.

What is it?



Story Reading Listen and read along. Then act it out. (13)



Read & Understand Read and match.

- | | | | | |
|---|-------------------|---|---|----------------|
| 1 | Hello! I'm Wendy. | • | a | It's a book. |
| 2 | What is it? | • | b | Hi. I'm Peter. |

Phonics Trace. Then listen and repeat. ((14)) ((15))

Aa Aa

Bb Bb



ant



bear



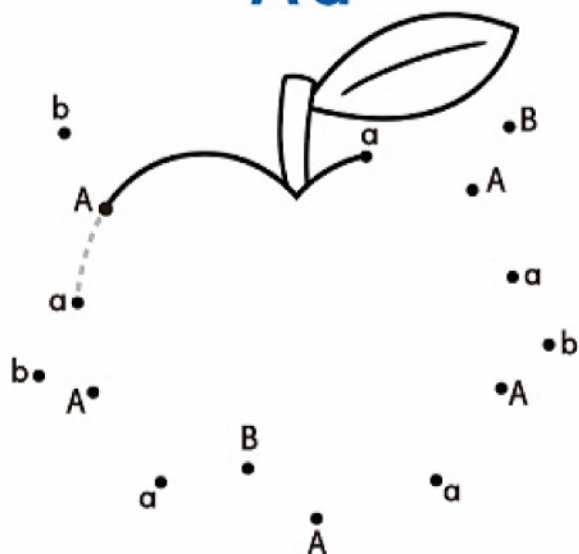
apple




boy

Read & Do Connect the dots. Then say.

Aa




Bb



SongWatch. Then listen and sing.  16

How are you?
How are you?
I'm fine. I'm fine.
How are you?
I'm fine. I'm fine.

**Story**Listen.  17

Puzzle



Look & Find



Listen

Listen and repeat.
Then act it out. (18)

How are you?

I'm fine.



How are you?

I'm fine.



Speak

Do it together.

How are you?

I'm fine.



Words Listen, point, and say. ((19))



red



yellow



green



blue

Chant Listen and chant. (20)

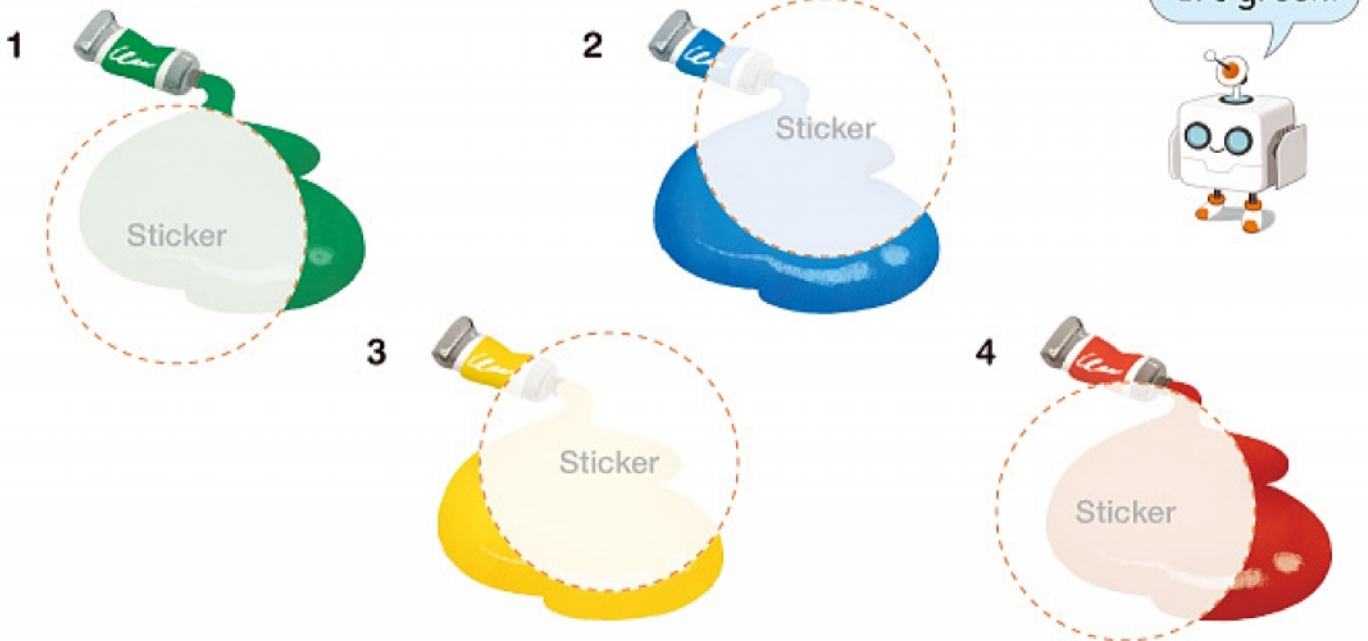
Sentences

Listen, point, and say. Then practice. ((21))



Practice

Stick and say.



Show & Tell

Portfolio p.03

Hello, I'm Tom.
It's a backpack. It's blue.



Words Listen, point, and say. ((22))



orange



brown



purple



pink

Dialogue Listen, point, and say. Then practice. ((23))

What color is it?

It's orange.



Practice

Look and color the other half. Then say.

What color is it?

It's brown.



Song & Dance

Lyrics p.84



Class Game

Play the game.



What color is it?

It's purple.



Story Reading Listen and read along. Then act it out. (25)



Read & Understand Read and match.

- | | | | | |
|---|-------------------|---|-----|-----------|
| 1 | How are you? | • | • a | I'm fine. |
| 2 | What color is it? | • | • b | It's red. |

Phonics Trace. Then listen and repeat. ((26)) ((27))

Cc Cc

Dd Dd



cat



dog



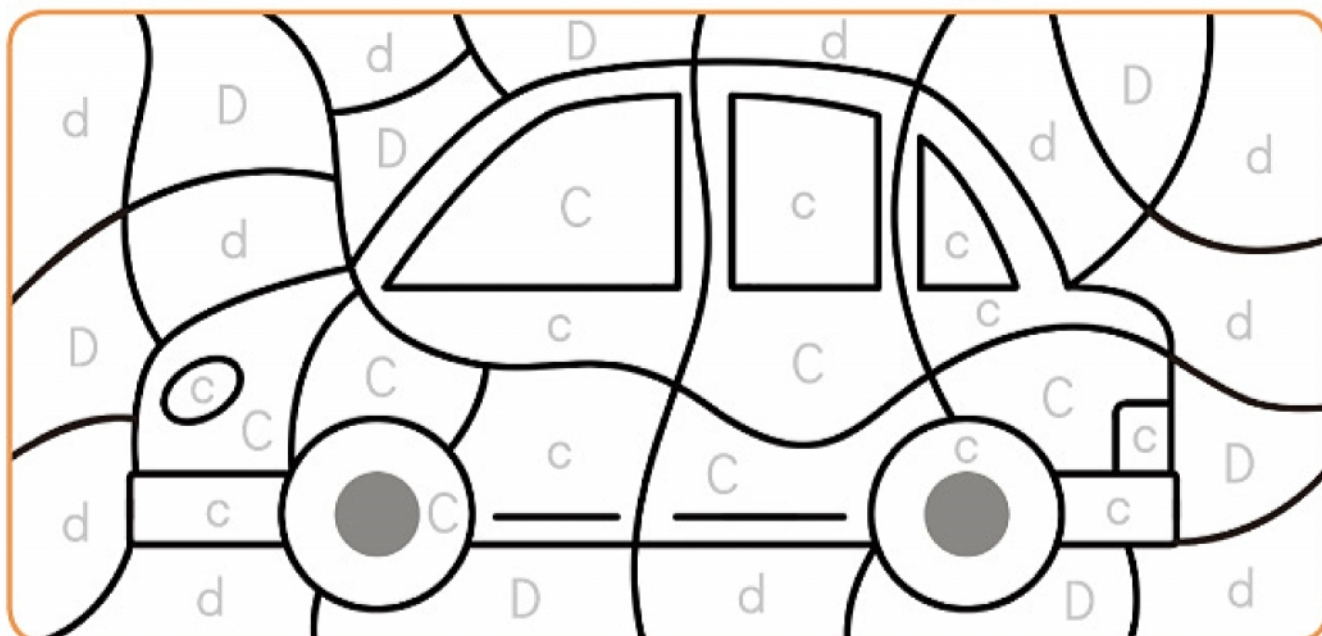
car



desk

Read & Do Color and say.

Cc →  | Dd → 



U1~2
Game

Flip the coin and play the game.

Front

→ move 2

Back

→ move 1



What is it?

It's a crayon.



What color is it?

It's green.



What is it?



It's a...

What is it?



It's a...

What color is it?



It's...

What color is it?



It's...

What is it?



It's a...



What is it?

It's a...

What color is it?

It's...

What color is it?

It's...

What is it?


It's a...

What color is it?

It's...

FINISH

Song

Watch. Then listen and sing.  28

How old are you?
How old are you?
Five, five. I'm five.
How old are you?
I'm five.



Story

Listen.  ((29))

Puzzle

👁️👁️
Look & Find



Listen

Listen and repeat.
Then act it out. (30)

How old are you?

I'm five.



How old are you?

I'm five.



Speak

Do it together.

How old are you?


I'm five.




Words Listen, point, and say. ((31))



one



two



three



four



five

Chant Listen and chant. (32)



Sentences



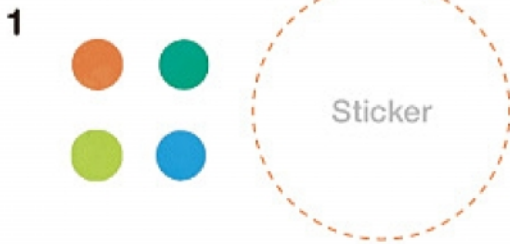
Listen, point, and say. Then practice. ((33))



Practice

Stick and say.

Let's count. One, two, three, four.













Show & Tell

Portfolio p.05

Hello, I'm May.
Let's count. One, two, three.



Words Listen, point, and say. ((34))

1	2	3	4	5
				
				
six	seven	eight	nine	ten

Dialogue Listen, point, and say. Then practice. ((35))



Practice

Count and circle. Then say.

How many?

Nine.



1

9
8

2

7
6

3

10
9

4

7
8

Song & Dance

Lyrics p.85



Class Game

Play the game.





Story Reading Listen and read along. Then act it out. (37)



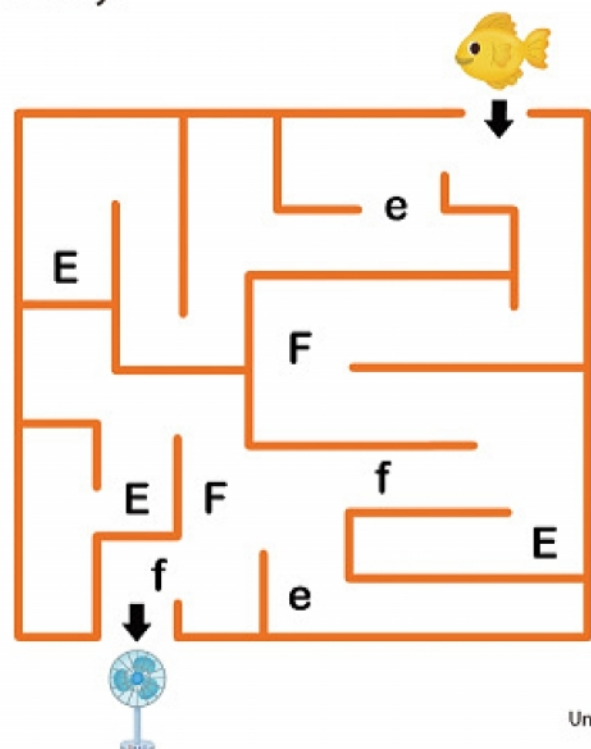
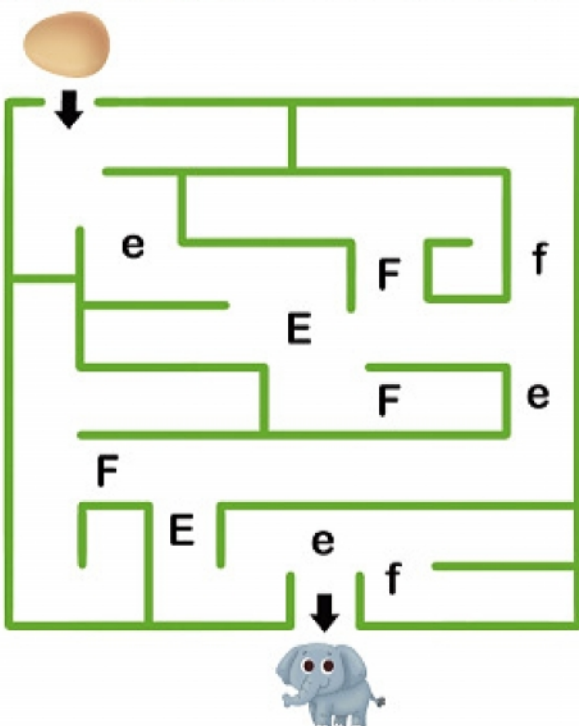
Read & Understand Read and match.

- 1 How old are you? • a Seven.
- 2 How many? • b I'm ten.

Phonics Trace. Then listen and repeat. ((38)) ((39))



Read & Do Find the way out. Then say.



Song Watch. Then listen and sing.  

I'm sorry. I'm sorry.
That's OK. That's OK.
I'm sorry.
That's OK.

Story Listen.  



Puzzle 


Look
&
Find





Listen

Listen and repeat.
Then act it out. (42)

I'm sorry.

That's OK.



I'm sorry.

That's OK.



Speak

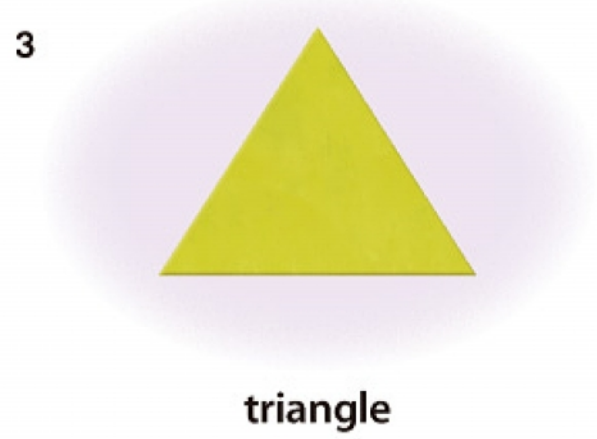


Do it together.

I'm sorry.


That's OK.




Words Listen, point, and say. (43)



Chant Listen and chant. (44)

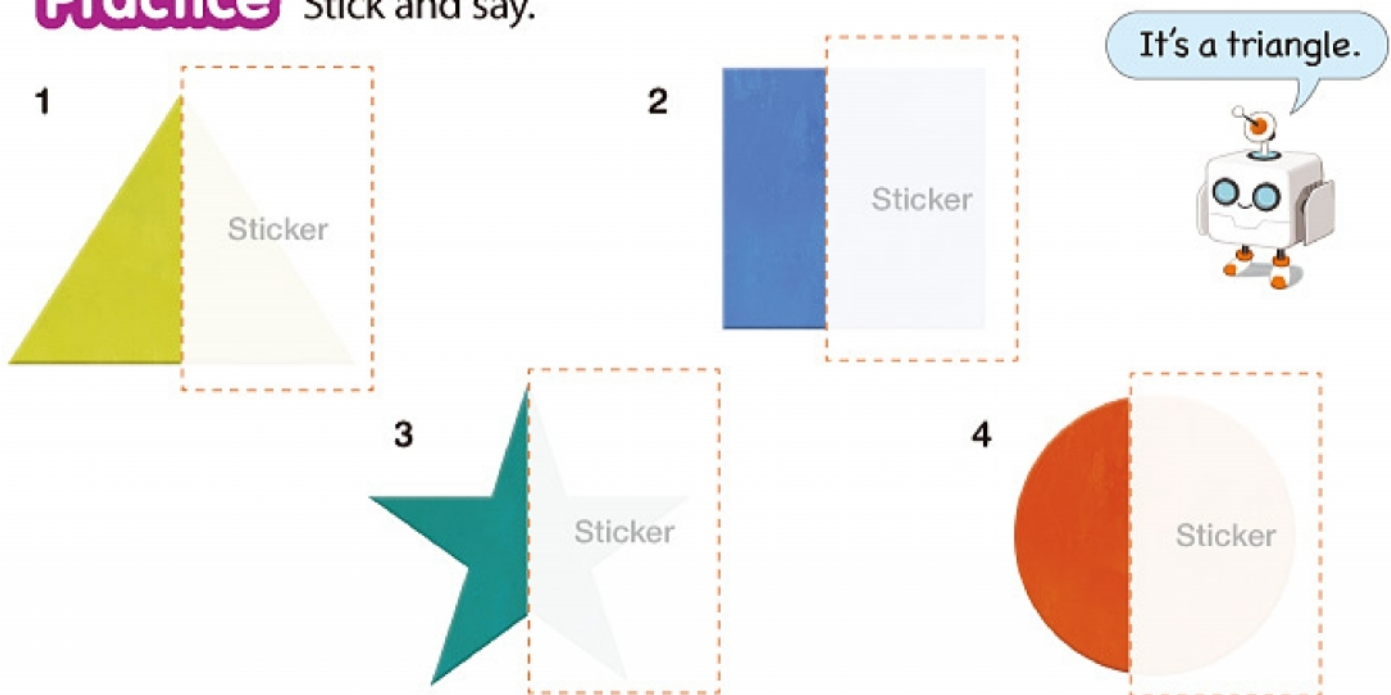
Sentences

Listen, point, and say. Then practice. ((45))



Practice

Stick and say.



Show & Tell

Portfolio p.07

Hello, I'm Jacob.
It's a star. It's green.



Words Listen, point, and say. ((46))




heart



diamond



rectangle



oval

Dialogue Listen, point, and say. Then practice. ((47))



What shape is it?

It's a diamond.


a diamond
a heart
an oval
a rectangle

Practice

Look and match. Then say.

What shape is it?

It's an oval.



Song & Dance

Lyrics p.85



Class Game

Play the game.



What shape is it?



It's a heart.



Story Reading Listen and read along. Then act it out. (49)



Read & Understand Read and match.

- | | | | |
|---|-------------------|-----|-----------------|
| 1 | What shape is it? | • a | That's OK. |
| 2 | I'm sorry. | • b | It's a diamond. |

Phonics Review

Look and stick. Then say.



Aa



Bb



Cc



Dd



Ee



Ff



U3~4
Game

Flip the coin and play the game.

Front

→ move 2

Back

→ move 1



How many?

Two.



What shape is it?

It's a star.



START

How many?



What shape is it?



It's a...

How many?



What shape is it?



It's a...

How many?





How many?

What shape is it?

What shape is it?

It's a...

How many?

How many?

It's a...

What shape is it?

It's an...

What shape is it?

It's a...

How many?

FINISH

Song Watch. Then listen and sing.  

Thank you.
 You're welcome.
 Thank you.
 Thank you.
 You're welcome.
 You're welcome.



Story Listen.  



Puzzle

👁️👁️
Look & Find



ROBOT



Listen

Listen and repeat.
Then act it out. (52)



Speak

Do it together.



Words Listen, point, and say. (53)



dad



mom



sister



brother

Chant Listen and chant. (54)



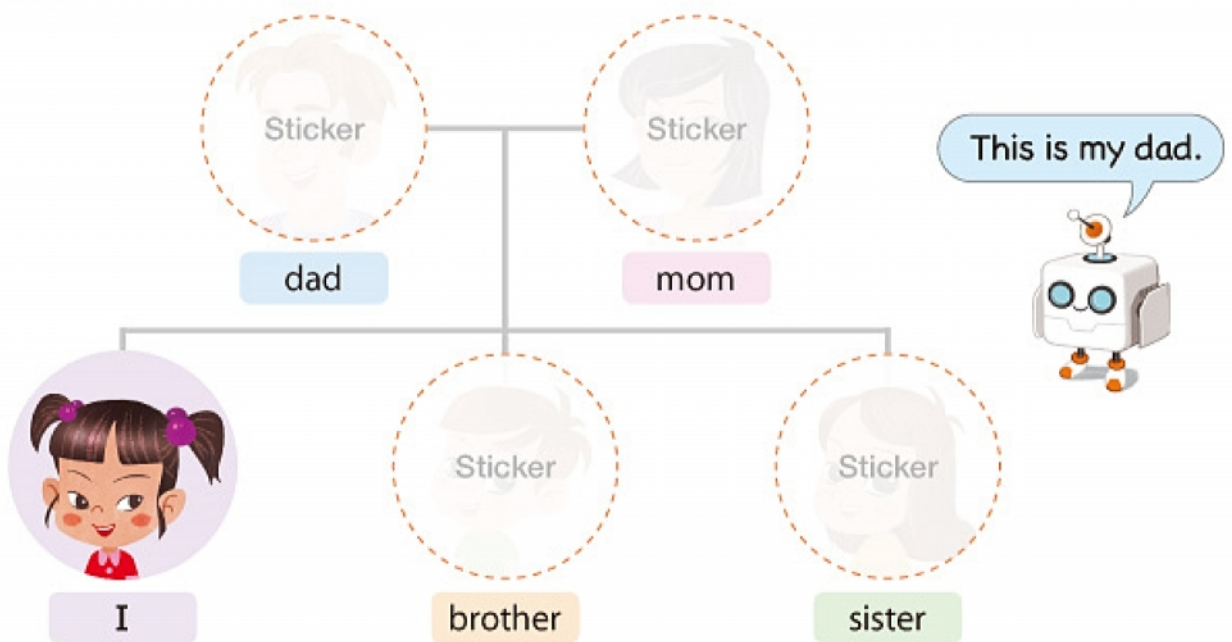
Sentences

Listen, point, and say. Then practice. ((55))



Practice

Stick and say.



Show & Tell

Portfolio p.09

Hello, I'm May.
This is my mom.
I love my mom.



Words Listen, point, and say. ((56))

1		2		3		4	
	grandpa		grandma		aunt		uncle

Dialogue Listen, point, and say. Then practice. ((57))



Who is this?

This is my grandpa.

Practice

Look and match. Then say.

Who is this?

This is my uncle.

1



•

2



•

3



•

4



•



Song & Dance

Lyrics p.86



Class Game

Play the game.



Who is this?



This is my grandpa.



Story Reading Listen and read along. Then act it out. (59)



Read & Understand Read and match.

- | | | | | |
|---|--------------|---|---|-----------------|
| 1 | Who is this? | • | a | This is my dad. |
| 2 | Thank you. | • | b | You're welcome. |

Phonics Trace. Then listen and repeat. ((60)) ((61))

Gg Gg

Hh Hh



gorilla



hippo




girl



hat

Read & Do Color and say.

Gg →  Hh → 



Unit

06

Toys

Lesson 1

Song

Watch. Then listen and sing.  

Let's play!


Great!

Play, play! Let's play!



Great! Great!

Let's play!

Great!



Story

Listen.  



Puzzle

Look & Find



Listen

Listen and repeat.
Then act it out. (64)

Let's play!

Great!



Let's play!

Great!



Speak

Do it together.

Let's play!

Great!



Words Listen, point, and say. (65)

1



doll

2



robot

3



ball

4




car

Chant Listen and chant. (66)



Sentences

Listen, point, and say. Then practice. ((67))



Practice


Stick and say.





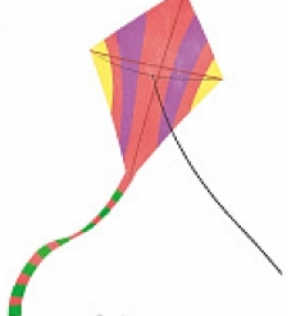

Show & Tell

Portfolio p.11

Hi, I'm Tom.
This is a car. It's red.
This is a ball. It's blue.



Words Listen, point, and say. ((68))

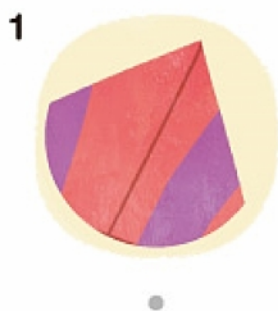
- 1  balloon
- 2  scooter
- 3  kite
- 4  yo-yo

Dialogue Listen, point, and say. Then practice. ((69))



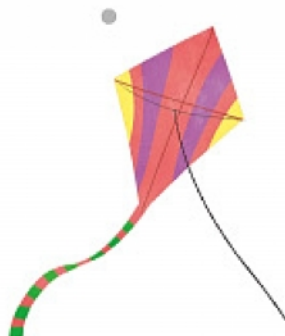
Practice

Look and match. Then say.



What's this?

It's a kite.



Song & Dance

Lyrics p.86



Class Game

Play the game.



Story Reading Listen and read along. Then act it out. (71)



Read & Understand Read and match.

- | | | | | |
|---|--------------|---|-----|--------------|
| 1 | What's this? | • | • a | Great! |
| 2 | Let's play! | • | • b | It's a doll. |

Phonics Trace. Then listen and repeat. ((72)) ((73))

I i I i

J j J j



iguana



jellyfish




insect




jet

Read & Do Connect the dots. Then say.

I i



J j



U5~6
Game

Flip the coin and play the game.

Front

→ move 2

Back

→ move 1



Who is this?

This is my dad.



What's this?

It's a kite.



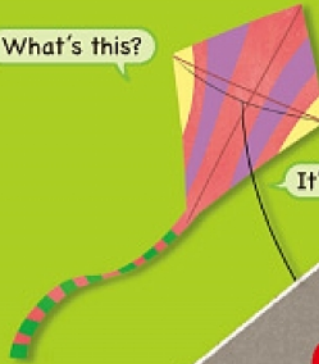
START

Who is this?



This is my...

What's this?



It's a...



Who is this?



This is my...

What's this?



It's a...

Who is this?



This is my...



Who is this?



This is my...

What's this?



It's a...

FINISH

What's this?



It's a...

Who is this?



This is my...

What's this?



It's a...

Song Watch. Then listen and sing.  

Here you are.
Here you are.
Thank you.
Thank you.
Here you are.
Thank you.

Story Listen.  



Puzzle

Look & Find



Listen

Listen and repeat.
Then act it out. ((76))

Here you are.

Thank you.



Here you are.

Thank you.



Speak

Do it together.

Here you are.














Thank you.

















Words Listen, point, and say. (77)



Chant Listen and chant. (78)

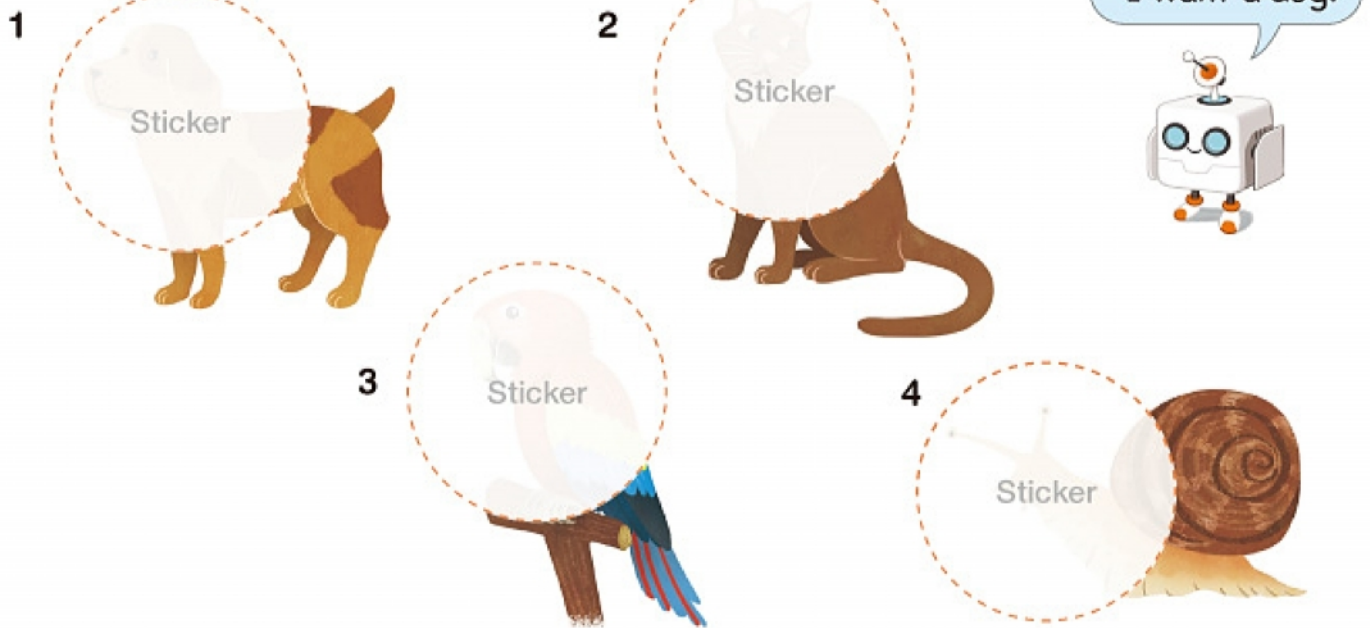
Sentences

Listen, point, and say. Then practice. ((79))



Practice

Stick and say.



Show & Tell

Portfolio p.13

Hello, I'm Ella.
I want a snail.




Words Listen, point, and say. ((80))



beetle



spider



turtle



lizard

Dialogue Listen, point, and say. Then practice. ((81))



What do you want?

I want a spider.

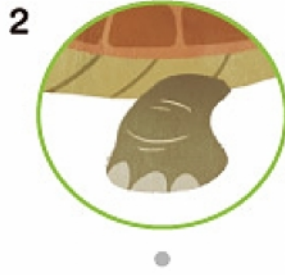
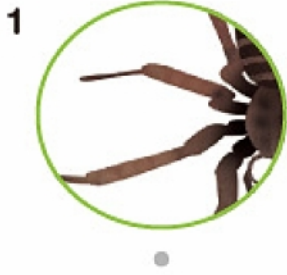
1 2 3 4

Practice

Look and match. Then say.

What do you want?

I want a spider.



Song & Dance

Lyrics p.87



Class Game

Play the game.

What do you want?

I want a turtle.



Story Reading Listen and read along. Then act it out. (83)



Read & Understand Read and match.

- | | | | | |
|---|-------------------|---|---|------------------|
| 1 | What do you want? | • | a | I want a lizard. |
| 2 | Here you are. | • | b | Thank you. |

Phonics Trace. Then listen and repeat. ((84)) ((85))

Kk Kk

Ll Ll



kangaroo



lion



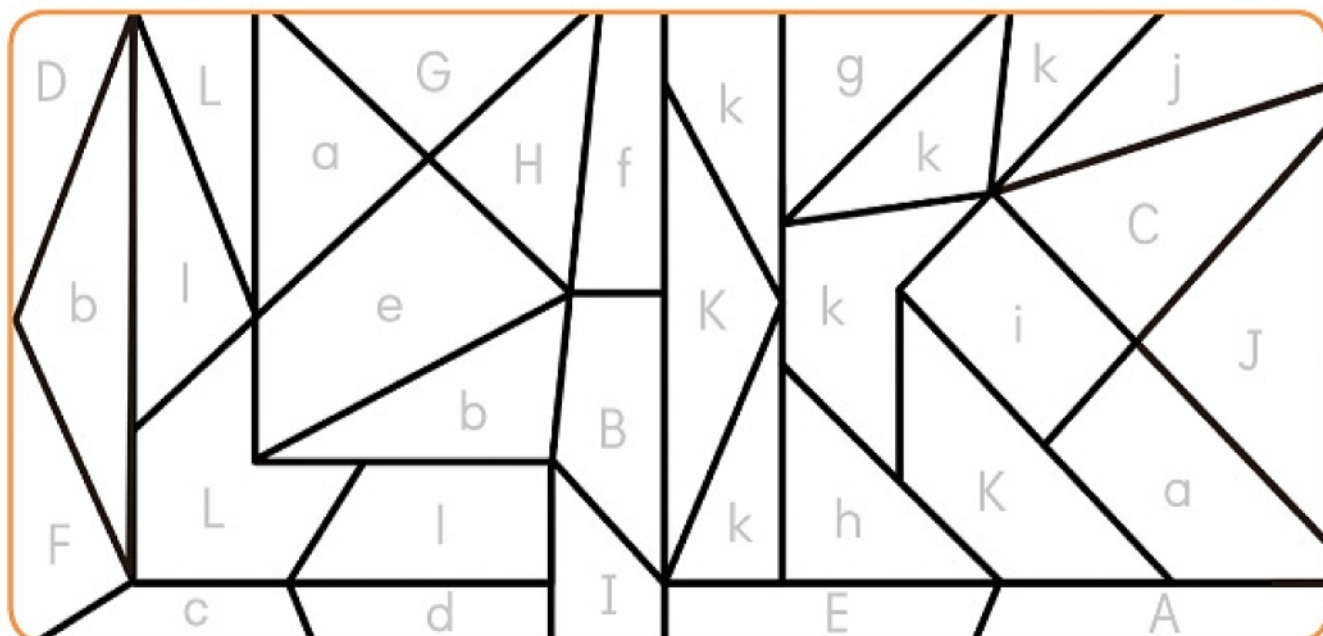
key



leg

Read & Do Color and say.

Kk →  Ll → 



A Birthday Party

Song Watch. Then listen and sing.  86

Happy birthday!
 Thank you very much.
 Happy birthday!
 Happy birthday to you!
 Thank you.
 Thank you very much.

Story Listen.  ((87))



Puzzle



Look & Find



Listen

Listen and repeat.
Then act it out. (88)

Happy birthday!

Thank you very much.



Happy birthday!

Thank you very much.



Speak

Do it together.

Happy birthday!

Thank you very much.



Words Listen, point, and say. ((89))



chocolate



gummies



cake



ice cream

Chant Listen and chant. (90)



Sentences

Listen, point, and say. Then practice. ((91))



Practice

Stick and say.

1



2




I like chocolate.



3



4







Show & Tell

Portfolio p.15

Hello, I'm Jacob. I'm five.
I like gummies. I like cake.



Words Listen, point, and say. ((92))

- 1 
pizza
- 2 
bread
- 3 
salad
- 4 
pasta

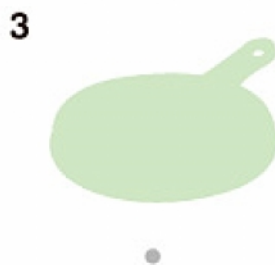

Dialogue Listen, point, and say. Then practice. ((93))

What do you like? I like pasta.



Practice

Look and match. Then say.



What do you like?

I like bread.



Song & Dance

Lyrics p.87



Class Game

Play the game.

What do you like?

I like cake.

I like cake and chocolate.

I like cake and chocolate and gummies.



Story Reading Listen and read along. Then act it out. (95)



Read & Understand Read and match.

- | | | | | |
|---|-------------------|---|---|-------------------------------|
| 1 | Happy birthday! | • | a | I like cake. |
| 2 | What do you like? | • | b | Thank you very much, Grandma. |

Phonics Review

Look and stick. Then say.



U7~8

Game

Flip the coin and play the game.

Front

→ move 2

Back

→ move 1

START



What do you want?

I want a lizard.



What do you like?

I like cake.



What do you want?

I want a...

What do you like?



I like...



What do you like?



I like...

What do you want?



I want a...



What do you want?



I want a...

What do you like?



I like...

What do you want?

I want a...



What do you like?



I like...

What do you want?



I want a...

FINISH



Lesson 2: Words & Sentences

introduces the CLIL-based vocabulary and sentence patterns.

6 Words Listen, point, and say.

1 book 2 board

3 backpack 4 crayon

7 Chant Listen and chant.

8 Sentences Listen, point, and say. Then practice.

9 Practice Stick and say.

1 Sticker 2 Sticker It's a backpack.

3 Sticker 4 Sticker

10 Show & Tell

Hello, I'm . Look! It's a .

6 Words introduces CLIL-based vocabulary with illustrations and audio aid.

7 Chant allows learners to practice the words with catchy rhythmic patterns. Learners are encouraged to clap and tap along while singing for a more engaging and challenging activity.

8 Sentences presents the target grammar pattern that includes previously learned words to encourage reinforcement.

9 Practice includes a sticker activity to practice target sentences.

10 Show & Tell encourages learners to practice and apply the target language.



Portfolio is included at the end of the book for the Show & Tell activity. Visual aids and model sentences will allow learners to express their ideas in a fun and easy way.

Lesson 3: Words & Dialogue

introduces the second set of CLIL-based vocabulary and a conversation that reinforces previously learned sentence patterns.

The image shows a page from a textbook with several numbered callouts pointing to different sections:

- 11** - Points to the 'Words' section, which includes a 'Lesson 3' header, a 'CLIL' icon, and four items: a pen, a notebook, a desk, and a chair, each with a number and a label below it.
- 12** - Points to the 'Dialogue' section, which shows two children sitting at a table with a game board. One child asks 'What is it?' and the other replies 'It's a pen.' The game board has four compartments with icons of a desk, a chair, a notebook, and a pen.
- 13** - Points to the 'Practice' section, which says 'Look and match. Then say.' It shows a grid of items: a yellow desk, a green notebook, a red chair, a blue pen, and a white dog. A speech bubble says 'What is it?' and another says 'It's a desk.' Below the grid are icons of the items to be matched.
- 14** - Points to the 'Song & Dance' section, which says 'Lyrics and audio icons' and shows a girl singing.
- 15** - Points to the 'Class Game' section, which says 'Play the game.' and shows a group of children sitting on the floor playing a game. One child asks 'What is it?' and another replies 'It's a chair.'

11- Words features another set of CLIL-based vocabulary with illustrations and audio aid.

12- Dialogue presents the new target language in the form of a conversation. The sentence structures that were presented in Lesson 2 are reinforced to improve learners' acquisition.

13- Practice includes an age-appropriate matching activity and encourages learners to practice the target conversation.

14- Song & Dance offers a chance to reinforce the target language through singing and body movements.

15- Class Game provides an easy and quick game, allowing learners to use the target language in a fun and meaningful way.



DVD-ROM is an interactive whiteboard software. It provides an e-book that includes songs, animations, videos, and games. Downloadable resources such as MP3 files, answer keys, flashcards, tests, and word lists are also available.



Online Site contains audio tracks, animations, dance videos and games. Find and play all the audio and video materials instantly and conveniently on the computer, smartphone, and tablet.
www.alist.co.kr/OU/

Lesson 4: Story Reading & Phonics

features a simple story with the target language and phonics instructions for building strong phonemic awareness.

16 Story Reading Listen and read along. Then act it out. 🎧



17 Read & Understand Read and match.

1 Hello! I'm Wendy.	- a	It's a book.
2 What is it?	- b	Hi. I'm Peter.

18 Phonics Trace. Then listen and repeat. 🎧 🎧

Aa Bb

 ant	 bear
 apple	 boy

19 Read & Do Connect the dots. Then say.

Aa Bb



16-Story Reading provides a simple story with familiar characters from world-famous classics. Learners can read and understand the target language they have learned in a new context.

17-Read & Understand allows learners to check their comprehension of the story.

18-Phonics offers a chance to strengthen phonemic awareness and learn model words for each letter and sound.

19-Read & Do features simple and diverse practice activities to assess letter recognition and phonics skills.



Board Game reviews words and conversation patterns of the previous two units.



Flashcards are provided at the end of the book for reviewing words and playing games.



Role Play provides pictures of the main characters. Cut and use them to make role-playing activities more fun.



Scope & Sequence

Welcome Unit



- The Alphabet Dance
- Directions

Listen./Point./Stick./Sing./Repeat./Circle./Color./Read.

Unit	Title	Topic	Lesson 1	Lesson 2	Lesson 3	Lesson 4
01	My Classroom	Classroom Objects	Conversation Hello, Jacob. Hi, Ella. Hello, Tom. Hi, May.	Words book, board, backpack, crayon	Words pen, notebook, desk, chair	Story Reading <i>Peter Pan</i>
		CLIL: Language Arts		Sentence It's a book.	Dialogue What is it? It's a pen.	Phonics A a, B b ant, apple, bear, boy
02	Colors	Colors	Conversation How are you? I'm fine.	Words red, yellow, green, blue	Words orange, brown, purple, pink	Story Reading <i>Little Red Riding Hood</i>
		CLIL: Art		Sentence It's red.	Dialogue What color is it? It's orange.	Phonics C c, D d cat, car, dog, desk
Board Game 1			Review of Units 01-02 • What is it? It's a crayon. • What color is it? It's green.			
03	Numbers	Numbers	Conversation How old are you? I'm five.	Words one, two, three, four, five	Words six, seven, eight, nine, ten	Story Reading <i>Snow White</i>
		CLIL: Math		Sentence Let's count. One, two, three.	Dialogue How many? Seven.	Phonics E e, F f elephant, egg, fish, fan
04	Shapes	Shapes	Conversation I'm sorry. That's OK.	Words circle, square, triangle, star	Words heart, diamond, rectangle, oval	Story Reading <i>Hansel and Gretel</i>
		CLIL: Math		Sentence It's a star.	Dialogue What shape is it? It's a diamond.	Phonics Review of Aa to Ff
Board Game 2			Review of Units 03-04 • How many? Two. • What shape is it? It's a star.			



Unit	Title	Topic	Lesson 1	Lesson 2	Lesson 3	Lesson 4
05	My Family	Family Members	Conversation Thank you. You're welcome.	Words dad, mom, sister, brother	Words grandpa, grandma, aunt, uncle	Story Reading <i>Beauty and the Beast</i>
		CLIL: Social Studies		Sentence This is my mom.	Dialogue Who is this? This is my grandpa.	Phonics G g, H h gorilla, girl, hippo, hat
06	Toys	Toys	Conversation Let's play! Great!	Words doll, robot, ball, car	Words balloon, scooter, kite, yo-yo	Story Reading <i>Pinocchio</i>
		CLIL: Language Arts		Sentence This is a robot.	Dialogue What's this? It's a yo-yo.	Phonics I i, J j iguana, insect, jellyfish, jet
Board Game 3			Review of Units 05-06 • Who is this? This is my dad. • What's this? It's a kite.			
07	Animals	Animals	Conversation Here you are. Thank you.	Words dog, cat, snail, parrot	Words beetle, spider, turtle, lizard	Story Reading <i>Cinderella</i>
		CLIL: Science		Sentence I want a cat.	Dialogue What do you want? I want a spider.	Phonics K k, L l kangaroo, key, lion, leg
08	A Birthday Party	Foods	Conversation Happy birthday! Thank you very much.	Words chocolate, gummies, cake, ice cream	Words pizza, bread, salad, pasta	Story Reading <i>The Little Match Girl</i>
		CLIL: Health		Sentence I like ice cream.	Dialogue What do you like? I like pasta.	Phonics Review of Gg to Ll
Board Game 4			Review of Units 07-08 • What do you want? I want a lizard. • What do you like? I like cake.			

Songs & Chants



Unit 01 My Classroom

Track 04 · Song 06

Hello. Hello, Jacob.
Hi. Hi, Ella.
Hello. Hello, Tom.
Hi. Hi, May.

Track 08 · Chant 08

book (clap) (clap) book (clap) (clap)
board (clap) (clap) board (clap) (clap)
backpack (tap) (tap) backpack (tap) (tap)
crayon (tap) (tap) crayon (tap) (tap)

Track 12 · Song & Dance 11

What? What? What? What is it?
A pen. A pen. It's a pen.
What? What? What? What is it?
A notebook. A notebook.
It's a notebook.

What? What? What? What is it?
A desk. A desk. It's a desk.
What? What? What? What is it?
A chair. A chair. It's a chair.

Unit 02 Colors

Track 16 · Song 14

How are you? How are you?
I'm fine. I'm fine.
How are you?
I'm fine. I'm fine.

Track 20 · Chant 16

red (clap) red (tap) (tap)
yellow (clap) yellow (tap) (tap)
green (clap) green (tap) (tap)
blue (clap) blue (tap) (tap)

Track 24 · Song & Dance 19

Look, look! What color is it?
Orange. Orange. It's orange.
Look, look! What color is it?
Brown. Brown. It's brown.

Look, look! What color is it?
Pink. Pink. It's pink.
Look, look! What color is it?
Purple. Purple. It's purple.

Unit 03 Numbers

Track 28 · Song 24

How old are you? How old are you?
Five, five. I'm five.
How old are you?
I'm five.

Track 32 · Chant 26

one (tap) (tap) one (tap) (tap)
two (tap) (tap) two (tap) (tap)
three (clap) (clap) three (clap) (clap)
four (clap) (clap) four (clap) (clap)
five (clap) (clap) five (clap) (clap)

Track 36 · Song & Dance 29

Let's count. How many?
Six, six, six.
Let's count. How many?
Seven, seven, seven.

Let's count. How many?
Eight, eight, eight.
Let's count. How many?
Nine, nine, nine.

Let's count. How many?
Ten, ten, ten!
One, two, three, four, five,
six, seven, eight, nine, ten!

Unit 04 Shapes

Track 40 · Song 32

I'm sorry. I'm sorry.
That's OK. That's OK.
I'm sorry.
That's OK.

Track 44 · Chant 34

circle (clap) (clap) circle (tap)
square (clap) (clap) square (tap)
triangle (clap) (clap) triangle (tap)
star (clap) (clap) star (tap)

Track 48 · Song & Dance 37

What shape is it? What shape is it?
It's a heart. It's a heart.
What shape is it? What shape is it?
It's a diamond. It's a diamond.

What shape is it? What shape is it?
It's an oval. It's an oval.
What shape is it? What shape is it?
It's a rectangle. It's a rectangle.

Unit 05 My Family

Track 50 · Song 42

Thank you.
You're welcome.
Thank you. Thank you.
You're welcome. You're welcome.

Track 54 · Chant 44

dad (clap) dad (tap) (tap)
mom (clap) mom (tap) (tap)
sister (clap) sister (tap) (tap)
brother (clap) brother (tap) (tap)

Track 58 · Song & Dance 47

Who is this? Who is this?
This is my grandpa.
Who is this? Who is this?
This is my grandma.

Who is this? Who is this?
This is my aunt.
Who is this? Who is this?
This is my uncle.



Unit 06 Toys

Track 62 · Song 50

Let's play!
Great!
Play, play! Let's play!
Great! Great!
Let's play!
Great!

Track 66 · Chant 52

doll (tap) (tap) doll (clap)
robot (tap) (tap) robot (clap)
ball (tap) (tap) ball (clap)
car (tap) (tap) car (clap)

Track 70 · Song & Dance 55

What? What? What? What's this?
It's a balloon. A balloon.
What? What? What? What's this?
It's a scooter. A scooter.

What? What? What? What's this?
It's a kite. A kite.
What? What? What? What's this?
It's a yo-yo. A yo-yo.

Unit 07 Animals

Track 74 · Song 60

Here you are. Here you are.
Thank you. Thank you.
Here you are.
Thank you.

Track 78 · Chant 62

dog (clap) (clap) dog (tap) (tap)
cat (clap) (clap) cat (tap) (tap)
snail (clap) (clap) snail (tap) (tap)
parrot (clap) (clap) parrot (tap) (tap)

Track 82 · Song & Dance 65

What do you want?
What do you want?
I want a beetle. A beetle.
What do you want?
What do you want?
I want a spider. A spider.

What do you want?
What do you want?
I want a turtle. A turtle.
What do you want?
What do you want?
I want a lizard. A lizard.

Unit 08 A Birthday Party

Track 86 · Song 68

Happy birthday!
Thank you very much.
Happy birthday!
Happy birthday to you!
Thank you.
Thank you very much.

Track 90 · Chant 70

chocolate (tap) (tap) chocolate (clap) (clap)
gummies (tap) (tap) gummies (clap) (clap)
cake (tap) (tap) cake (clap) (clap)
ice cream (tap) (tap) ice cream (clap) (clap)

Track 94 · Song & Dance 73

What? What? What do you like?
What? What? What do you like?

What? What? What do you like?
Pizza, pizza. I like pizza.
What? What? What do you like?
Bread, bread. I like bread.

What? What? What do you like?
Salad, salad. I like salad.
What? What? What do you like?
Pasta, pasta. I like pasta.

What? What? What do you like?
What? What? What do you like?



Open Up is a three-level introductory course that motivates young learners to start learning English with a **CLIL curriculum**. Its features and components help young learners progress and communicate in English and in life.

Key Features

- The very beginning level for building a **strong foundation** in learning English
- Fun and delightful **CLIL** lessons with songs, chants, and colorful illustrations
- Easy and collaborative activities to foster **21st century skills**
- Essential vocabulary and sentences to create a successful foundation for Cambridge YLE Tests
- Extensive Portfolio for practicing and developing confidence in learning
- Interactive digital materials and web tools to engage learners and reinforce learning

Components

- Student Book (with Portfolio only for Level 1&2), MP3 CD, DVD-ROM
- Workbook
- Teacher's Manual
- Downloadable Teacher Resources
 - MP3 file, flashcard, answer key, PowerPoint resource, syllabus, etc.
 - www.alist.co.kr / www.lwbooks.co.kr (KR)
 - www.languageworldbooks.com (INT'L)
- Free Online Audio / Video Play



Power Up Your English with **Boost Up!**

A CLIL-Based Higher Level Course for Primary Students



	CEFR	Cambridge YLE Test
Starter	Pre-A1	Starters
Level 1	Pre-A1	Starters
Level 2	Pre-A1	Starters

16,000 KRW



9 788925 667447
 ISBN 975-89-256-6744-7
 ISBN 975-89-256-6742-3 (SET)

About

Lesson 1: Conversation

introduces basic English conversation based on real-life situations.

Unit 01 My Classroom Lesson 1

1 Song Watch. Then listen and sing.

Hello, Hello, Jacob.
Hi, Hi, Ella.
Hello, Hello, Tom.
Hi, Hi, May.

2 Story Listen.

3 Puzzle Look & Find

4 Listen Listen and repeat. Then act it out.

Hello, Jacob. Hi, Ella.
Hello, Tom. Hi, May.

5 Speak Do it together.
Hello, Jacob. Hi, Ella.

1 Song enables learners to sing along to catchy tunes and start the class in a fun and lively mood.

2 Story focuses on the target conversation. It also provides a colorful picture where the main characters illustrate the target conversation in a contextual setting.

3 Puzzle offers a chance to look through the picture and better understand the presented situation. (The items to look and find are a preview of the following lesson.)

4 Listen allows learners to practice the target conversation by listening to and repeating after the audio.

5 Speak guides learners to communicate with classmates spontaneously through a role-playing activity. (Cut and use the character pictures from the end of the book to make the activity more fun and real.)

