


# Finger Phonics 5

z w ng v oo oo

Sue Lloyd and Sara Wernham

Illustrated by Lib Stephen





# Z z

# buzz



**Action:** Put arms out at sides and pretend to be a bee, saying zzzzzzzzzzz.




# Z

zip

zoo


fizzy



# W w

wet

west



**Action:** Blow on to open hand, as if you are the wind, and say *wh, wh, wh*.



windmill

swift

wind



W



# ng



**Action:** Imagine you are a weightlifter, and pretend to lift a heavy weight above your head, saying *ng* ....



ng



long

bang

lungs

ring

strong



# V v

# van

vest

very

drive



**Action:** Pretend to be holding the steering wheel of a van and say vvvvvvvv.







oo

oo

book

look

hook

took



**Action:** Move head back and forth as if it is the cuckoo, saying *u oo, u oo*. (Little and long oo)






www.avasshop.ir



cook

cool



moon

soon

shoot

tooth

In this book to show the different sounds, the 'oo' and 'oo' are shown by thin and fat letters.

Read these words then match them to the correct corner.

When reading words with 'oo' in them try the 'oo' sound first. If this does not make a word try using the 'oo' sound instead.

book

moon

foot


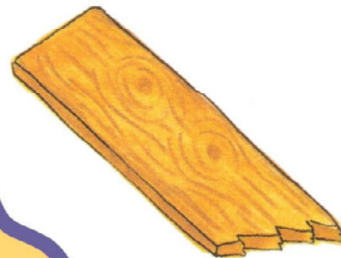
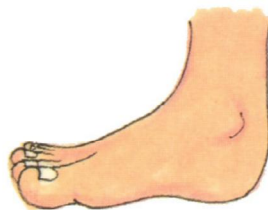
hook

boot

spoon

wood

broom



www.opir-arcs.com



## The 'ng' sound


These words all have an 'ng' sound in them. Look for different patterns in the parcels of words Vic has just delivered.

Seeing the letter pattern helps in reading the word.



s a t i p

When writing words you need to be able to hear the sounds in them (sounding out). Say the word, then say it again listening very carefully to hear the sound that is missing.



\_an




\_ell



\_rog



do \_




he \_




ra \_



h \_t



p \_g



b \_s

oo j or oa ie




n

ck

e

h

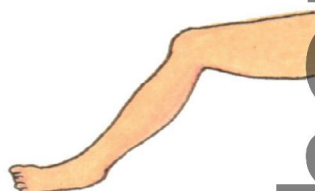
r




\_un



\_nt



\_eg



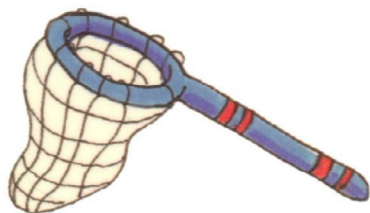
be\_



tr\_



ri\_



n\_t



b\_k



tr\_n

ee

ai

b

f

l

www.avasshop.ir

m

d

g

o

u

## *The Finger Phonics books give an excellent start to both reading and writing*

The books show all the letter sounds of English, not just the alphabet, with an 'action' for each. There are cut-out letter shapes to show little fingers the correct way to form each letter and at the end of each book are 'finger activities' so that knowing the letters leads easily to both reading and spelling.

**Jolly  
Phonics**

Besides the *Finger Phonics* books, 'Jolly Phonics' includes *Phonics Videos*, *The Phonics Handbook*, *Phonics Wall Frieze*, *Phonics Workbooks*, *Jiglets* and *Stencilets*. Where possible, use them together over a period of time.



© Sue Lloyd, Sara Wernham, Christopher Jolly 1993 (text)

© Lib Stephen 1993 (illustrations)

Printed in Malaysia All rights reserved



**Jolly Learning**



CE

ISBN 1-870946-28-



9 781870 94628

Tailours House, High Road, Chigwell, Essex, IG7 6DL, UK. Tel: 0181 501 0405  
2 Winter Sport Lane, Williston, VT 05495-0020, USA. Tel: 1 800 488 2665