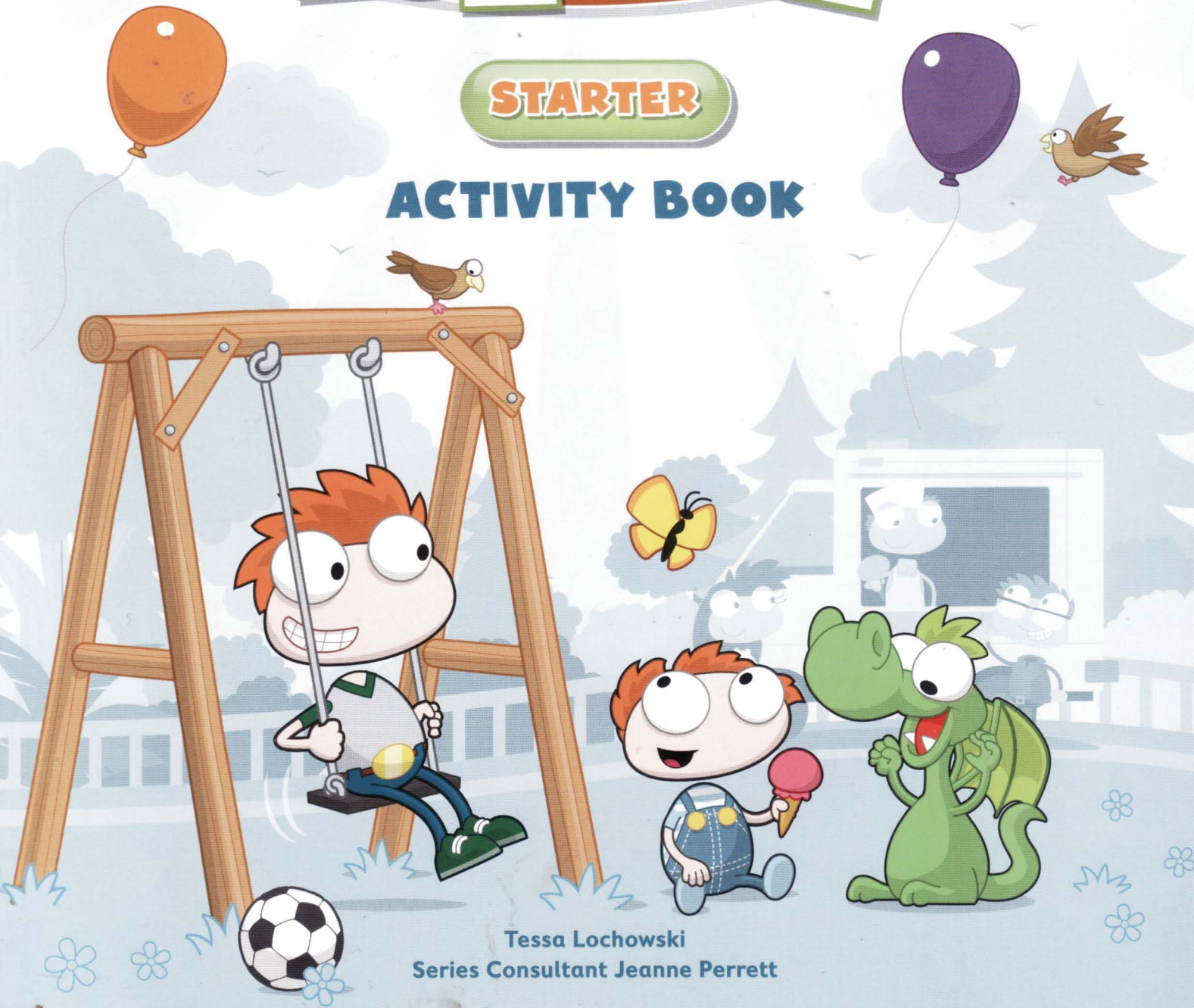


# Our Discovery Island

**STARTER**

**ACTIVITY BOOK**



Tessa Lochowski  
Series Consultant Jeanne Perrett

Pearson Education Limited  
Edinburgh Gate  
Harlow  
Essex CM20 2JE  
England  
and Associated Companies throughout the world.

Our Discovery Island™

[www.ourdiscoveryisland.com](http://www.ourdiscoveryisland.com)

© Pearson Education Limited 2011

The *Our Discovery Island* series is an independent educational course published by Pearson Education Limited and is not affiliated with, or authorised, sponsored, or otherwise approved by Discovery Communications LLC or Discovery Education, Inc.

The rights of Tessa Lochowski to be identified as author of this work have been asserted by her in accordance with the Copyright, Designs and Patents Act 1988.

All rights reserved; no part of this publication may be reproduced, stored in a retrieval system, or transmitted in any form or by any means, electronic, mechanical, photocopying, recording, or otherwise without the prior written permission of the Publishers.

First published 2011

ISBN: 978-1-4082-5125-6

Set in Fienstar 17/21pt  
Printed in Slovakia by Neografia

#### **Illustration Acknowledgements**

(Key: b-bottom; t-top)

Adam Clay 2b, 3b, 5t, 9, 12b, 13b, 14b, 17t, 19t, 23b, 31t, 32, 33b, 37, 41, 51t, 55b, 56b, 58, 60-64; Sue King (Plum Pudding Illustration) 6, 16, 19b, 20, 23t, 30, 34, 35b, 48t, 55t; Marek Jagucki 10b, 17b, 24b, 31b, 38b, 45b, 52b, 59b; Katie McDee 2t, 3t, 4, 5b, 8, 10, 11, 12t, 15, 17b, 18, 22, 24, 25, 26, 29, 31b, 33t, 38, 39, 40, 45, 46, 47, 52, 53, 54, 59; Bill McGuire (Shannon Associates) 36, 43, 50, 57; Jackie Stafford 7, 14t, 21, 27, 28, 35t, 42, 44, 48b, 49, 56t.






# Family Island

**STARTER**

## ACTIVITY BOOK



# Contents

<b>Welcome</b>	2
<b>1 My birthday</b>	4
<b>2 At school</b>	11
<b>3 My family</b>	18
<b>4 My body</b>	25
<b>5 My pets</b>	32
<b>6 My house</b>	39
<b>7 Food</b>	46
<b>8 I'm excited</b>	53
<b>Picture dictionary</b>	60
<b>Festivals</b>	62



# Welcome

1  Match and trace.




Zak

Oscar

Millie

Rita

2   Trace. Then colour.




blue

red

yellow

green





Trace. Then count and match.


1

2


3

4

5



Colour and say. Then trace and match.



one


two

three

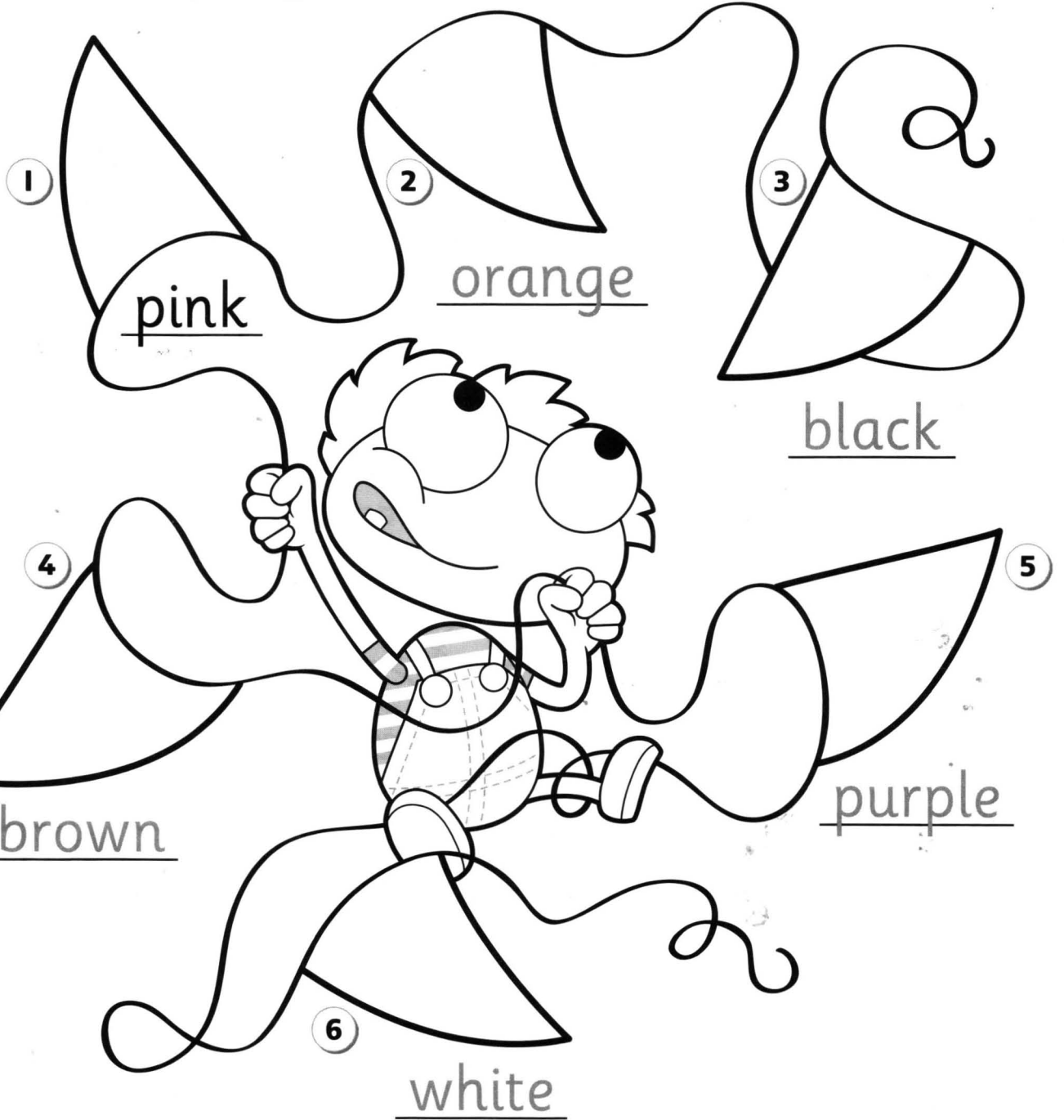
four

five

# My birthday



Trace and colour.





2

Trace and match. Then say.






six

seven

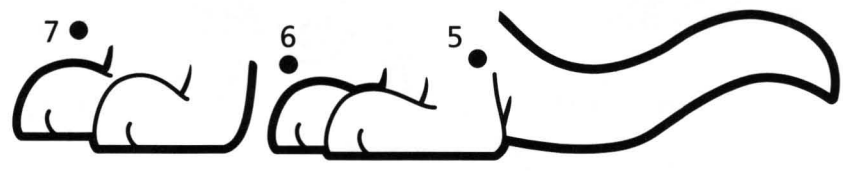
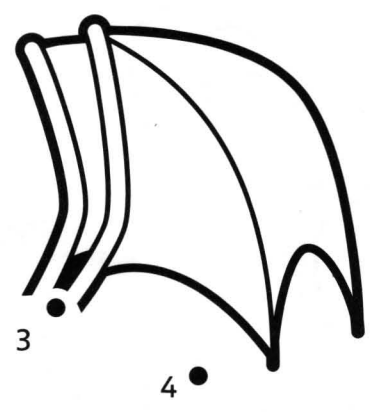

eight

nine

ten



Join the dots.






4



Listen and match. Then trace.

# SONG




5






Read and circle.



# SOUNDS FUN!









Trace. Then listen and colour.



Colour. Then play Bingo.



 <u>pink</u>	 <u>purple</u>	 <u>blue</u>
 <u>black</u>	 <u>brown</u>	 _____



8




Listen and colour.

1




2



3



4




9




Count and write. Then say.


1




2



3





4

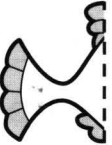









# SCIENCE



10  Match. Then trace.

1  

2  

3  

4  

5  

flower


butterfly

leaf

fish

bird


11   Colour. Then circle.



fish

leaf

bird




flower


butterfly

bird

12



Read and colour.  
Then write.



- 1 It's black.
- 2 It's brown.
- 3 It's blue.
- 4 It's purple.
- 5 It's pink.
- 6 It's orange.
- 7 It's green.


13



Find and stick.



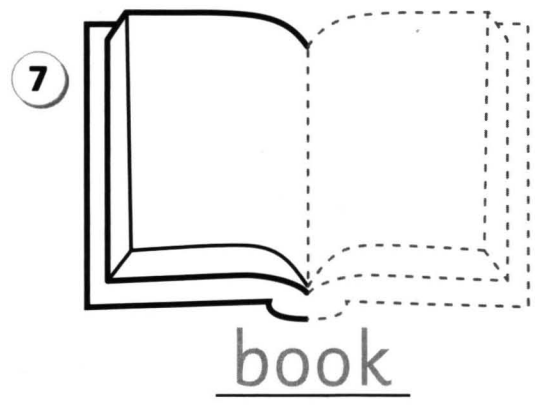
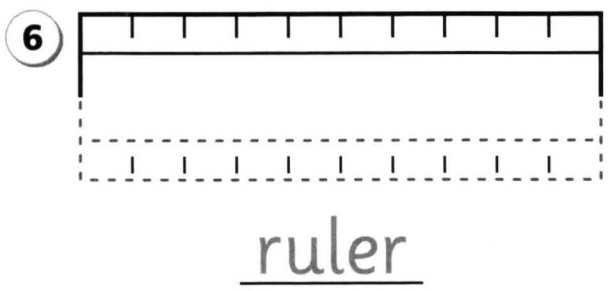
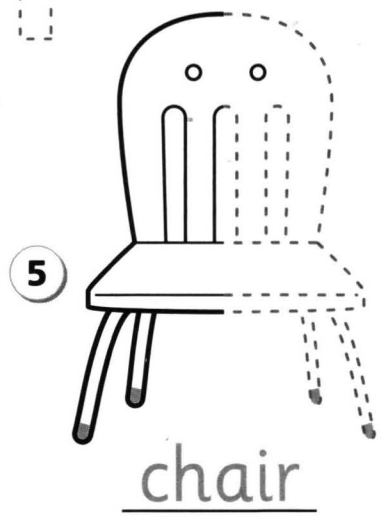
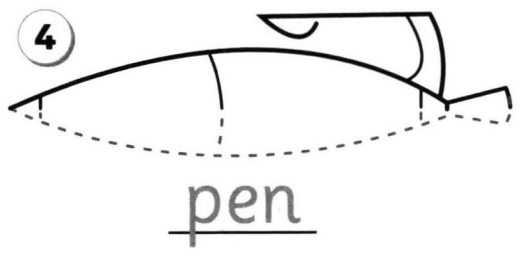
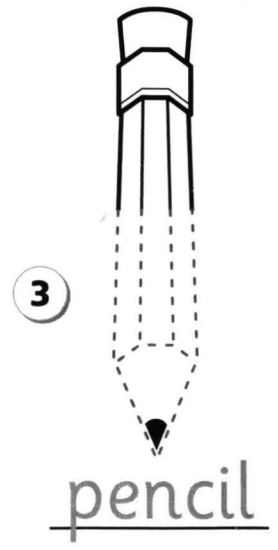
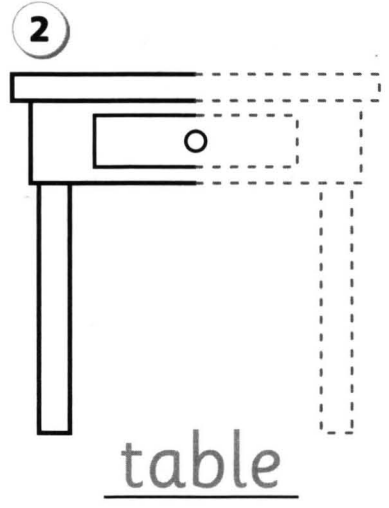
## LOOK!




# 2





# At school

1  Draw. Then trace.

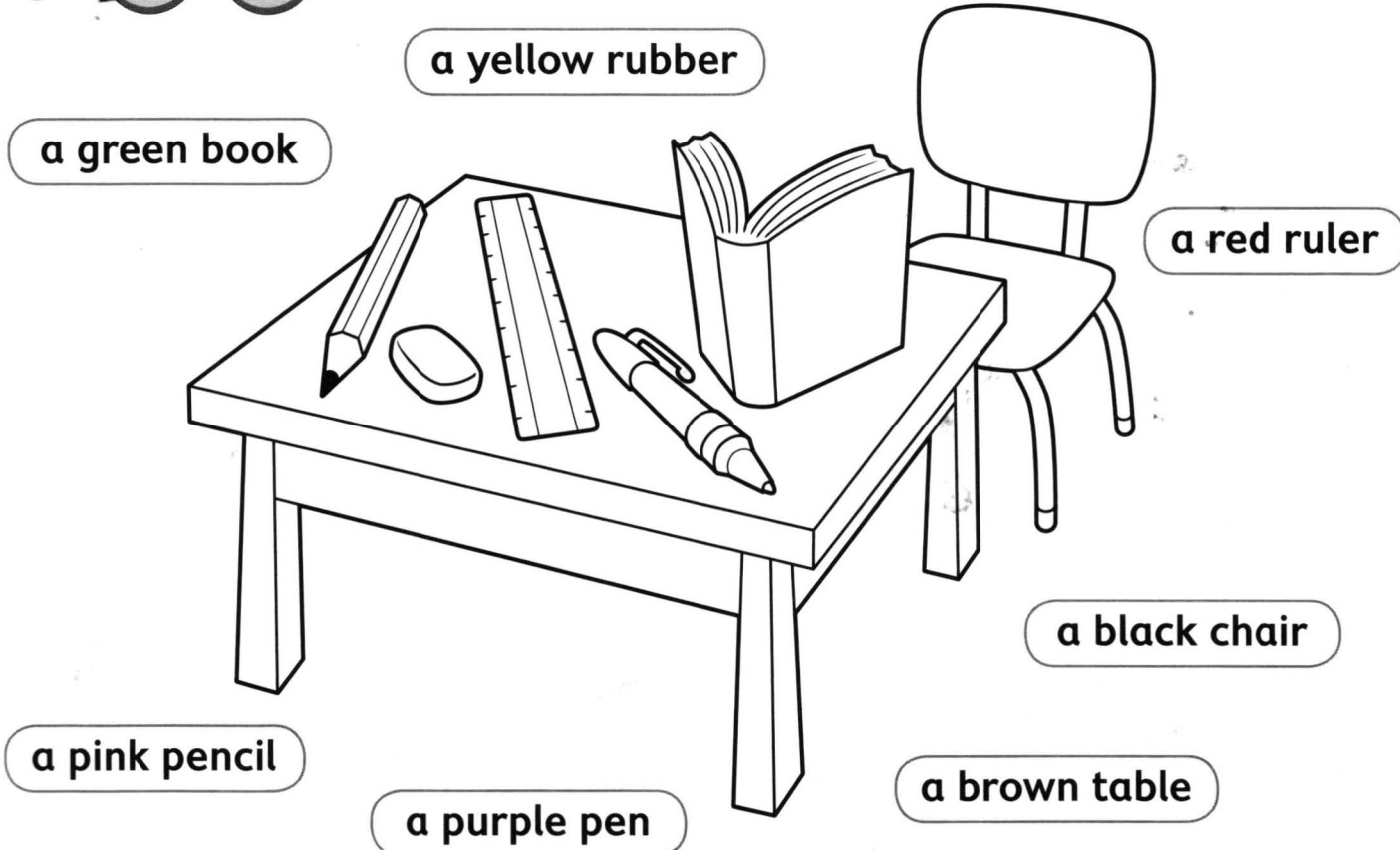




2  Find and circle.



3   Read and colour.



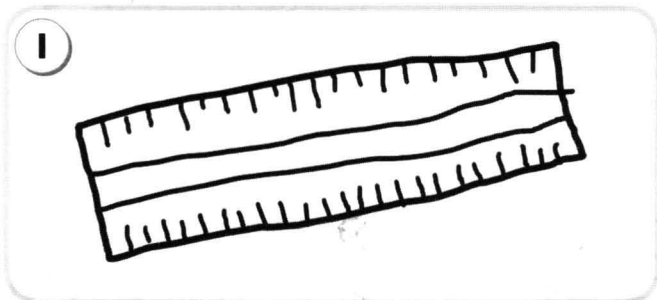


## SONG

4



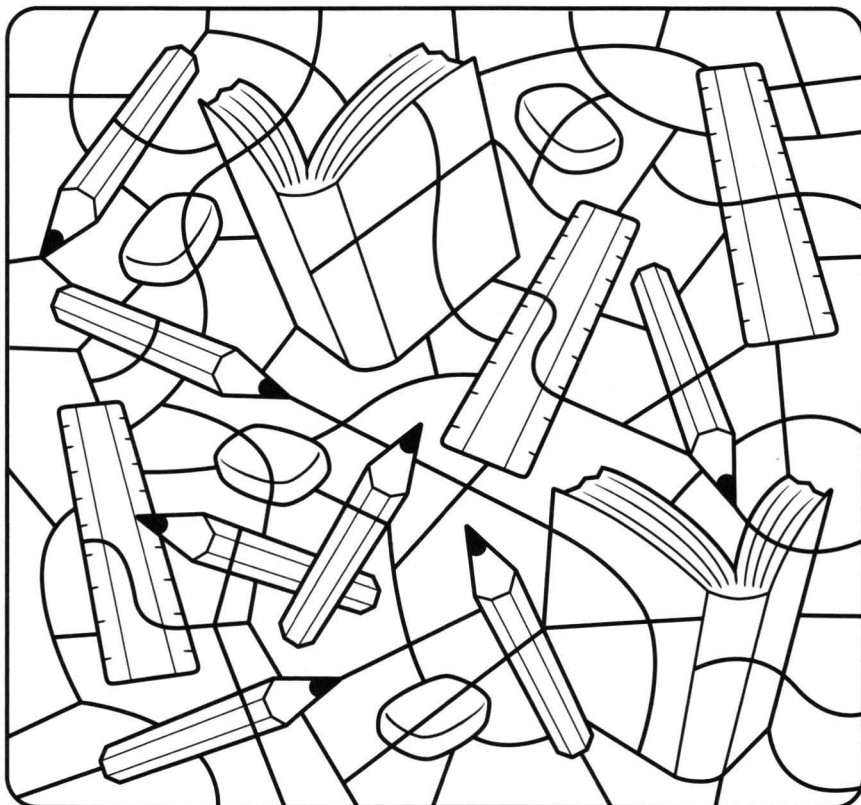
Listen and draw.



5



Find and count. Then trace and write.


 rubbers
 pencils
 rulers
 books

6



Trace. Then listen, match and colour.

# SOUNDS FUN!


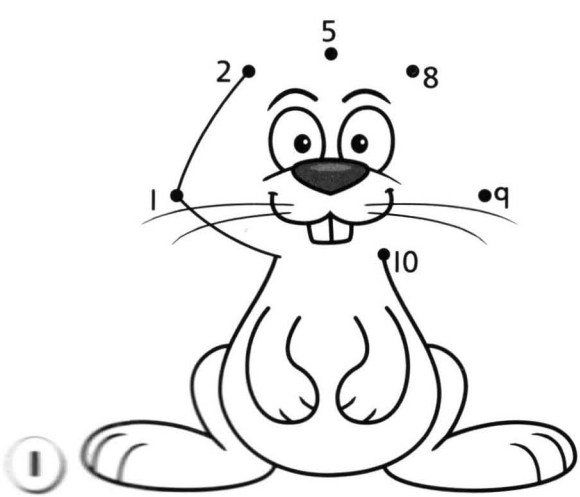


7



Join the dots. Then trace and say.

•4      6•  
3•      •7



It's a rabbit.





It's a lamb.

# STORY

8




Listen and number.



9



Match and trace. Then say.



book

flower

chair

10



Match and trace. Then say.

# MUSIC

1





2



3



4



piano

guitar

drum

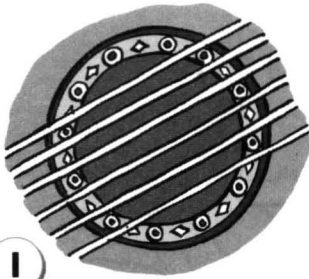
violin

11

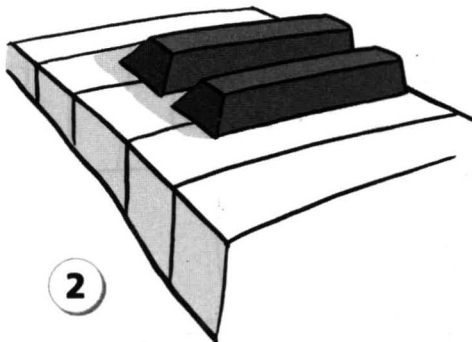


Read and circle.

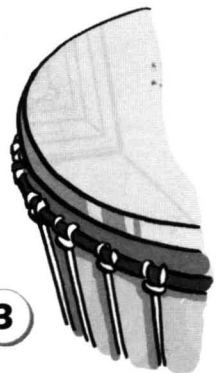
1



2



3



It's a guitar / drum.

It's a piano / violin.

It's a piano / drum.



12  Look and write.

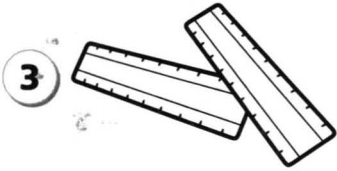
pencils pens book rubber rulers ~~table~~ chair



a table



a \_\_\_\_\_



two \_\_\_\_\_



a \_\_\_\_\_



four \_\_\_\_\_






three \_\_\_\_\_



a \_\_\_\_\_

## LOOK!

13  Find and stick. Then colour.



# 3 My family

1   Trace. Then match.

dad


sister

brother


mum



This is my family.




friend




2

Find and colour. Then circle.




He's nine / ten.




She's seven / eight.

3



Look and write. Then say.



1

He's ten.



2

She's \_\_\_\_\_.

seven  
~~ten~~  
five  
eight



3

She's \_\_\_\_\_.




4


He's \_\_\_\_\_.

# SONG

4   Listen and ✓ or X.



5   Trace. Then find and circle in green or blue.


He's happy. 

She's sad. 




# SOUNDS FUN!

6





Trace. Then listen and match.



7



Count. Then write and trace.



seals

zebras






8   Read. Then circle.

1 This is my mum.





2 This is my friend.



3 This is my brother.



9   Find and write. Then say.






He's six.



She's eight.



She's seven.



10



Listen and number.

# SOCIAL SCIENCE



doctor



teacher



vet



pilot

11



Match. Then read and trace.

1




2



3



4





She's a vet.

He's a teacher.

He's a pilot.


She's a doctor.

12   Read and write.

This is my family.






- family
- mum
- friend
- brother
- sister
- dad



1 my \_\_\_\_\_  
2 my \_\_\_\_\_  
3 my \_\_\_\_\_  
4 my \_\_\_\_\_  
5 my \_\_\_\_\_

## LOOK!

13  Find and stick.



# 4 My body

1  Trace. Then number.

head



body


feet

hands



arms

legs




2  Trace. Then find and circle.

1 feet



2 wings




3 tail



3   Read and colour.

I've got a purple body.



I've got yellow feet.

I've got a pink head.



I've got orange hands.




4



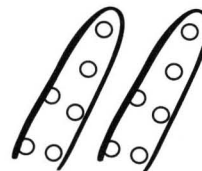
Count and trace. Then say.

# SONG

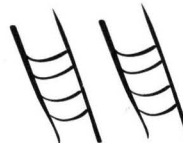
I've got three legs.



fingers




arms



3 legs



toes



feet

5



Listen and say Yes or No.


6



Trace. Then listen and circle.

# SOUNDS FUN!

h



g



7



Draw. Then trace and say.

1




I've got a guitar.

2




I've got two hands.

# STORY



Listen and colour.

1



2




3



Draw and match. Then say.

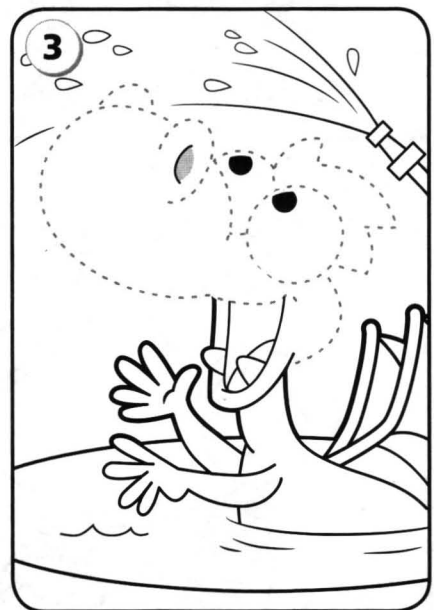
1



2



3



head

feet


hands

10



Look and circle.

# SOCIAL SCIENCE




11



Listen and check.

# I CAN DO IT!


12



Draw. Then read and write.

heads legs toes fingers  
arms feet hands

I've got two heads.




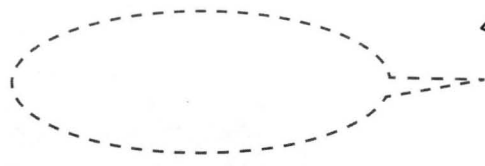
- four \_\_\_\_\_
- four \_\_\_\_\_
- eight \_\_\_\_\_
- three \_\_\_\_\_
- three \_\_\_\_\_
- six \_\_\_\_\_

# LOOK!

13




Find and stick. Then colour.





# 5 My pets


1  Find. Then trace.




parrot




cat



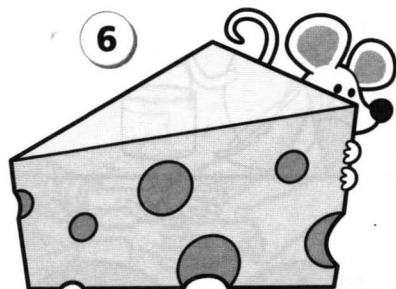
dog




frog



rabbit





mouse




tortoise

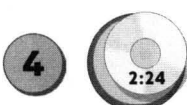


Trace and match. Then say.



Find and circle the odd one out.





Listen and circle.


# SONG



1



2




Trace. Then read and number.

1 He's got a rabbit.


3 He's got a dog.

2 She's got a frog.




4 She's got a cat.




# SOUNDS FUN!



6 Trace. Then listen and ✓.



10



7 Trace. Then circle in green or blue and say.

drum

dad

dog



two




ten

tortoise

8




Listen and number.



9



Read and draw. Then say.



He's got a dog.

She's got a fish.




# SCIENCE

10



Trace. Then match.



puppy



kitten

chick

11




Join the dots. Then circle and say.



1 It's a kitten / puppy / chick.

2 It's a kitten / puppy / chick.

12




Read and write.

cat ~~dog~~ rabbit mouse parrot frog tortoise cat



He's got a ...

dog



She's got a ...

\_\_\_\_\_



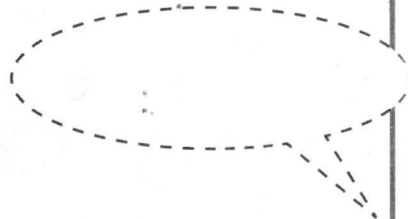
13



Find and stick.



## LOOK!



# 6 My house

1  Draw. Then trace.

This is my house.

window

bedroom



door

bathroom

kitchen



living room

**2**  **Read and match.**




He's in the bathroom.  
She's in the bedroom.

She's in the kitchen.  
He's in the living room.





**3**   **Join the dots. Then circle and say.**

He's in the bedroom / living room.




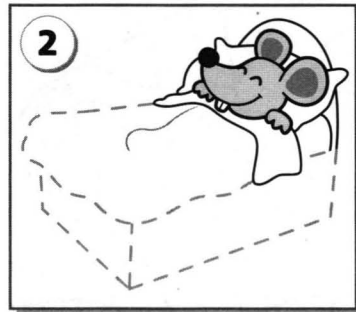

# SONG

4  Find and count.



in the garden	<input type="text"/>
in the bedroom	<input type="text"/>
in the bathroom	<input type="text"/>

5   Read and draw.



It's in the garden.

It's in the bed.


It's in the bath.





6 Trace. Then listen and circle.

# SOUNDS FUN!




drum




garden



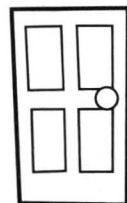
violin




guitar



window



door




7 Find and colour in green or blue.



v = green



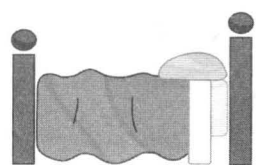



w = blue



# STORY

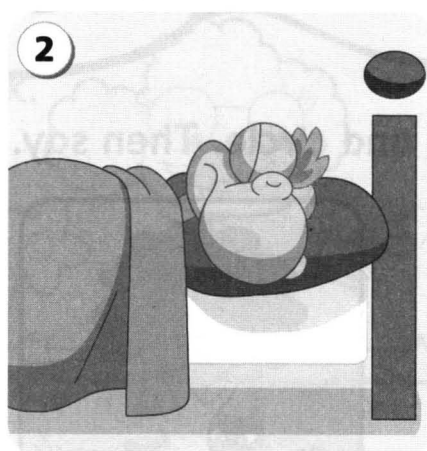
8  2:45  Listen and match.




9   Read and ✓ or X.



He's in the kitchen.



He's in the living room.



He's in the bathroom.



10



Trace. Then listen and draw.

# GEOGRAPHY




11




Find and circle. Then say.

1




She's in the park /  
café.

2




It's in the shop /  
park.

3



He's in the library /  
café.

# I CAN DO IT!


12   Read and write.



Where's Vava?

- bedroom
- bathroom
- ~~kitchen~~
- living room

1




He's in the kitchen.

2




He's in the \_\_\_\_\_.

3




He's in the \_\_\_\_\_.



4



He's in the \_\_\_\_\_.

# LOOK!






13  Find and stick.



# 7

# Food


1  Draw. Then trace.









Find and colour. Then read and ✓.



- juice
- meat
- yoghurt
- cheese
- fruit
- bread
- milk



Read and draw.



# SONG




4 Circle the odd one out.  
Then listen and check.

1



2



5 Read and trace. Then number.

1 I like honey.

3 I don't like jelly.

2 I like meat.

4 I don't like cheese.



# SOUNDS FUN!







6



Trace. Then listen and play Bingo.

I like jelly.

I like yoghurt.

j 	y 	j 
j 	j 	y 


7



Trace and colour.


1

juice




2

yoghurt




3

jelly



4





yellow



8



Listen and ✓ or ✗.



9




Read and match. Then say.

I like ...

cheese

milk



fruit

bread

fish


# SCIENCE

10




Find and trace.

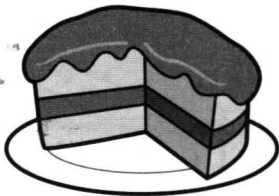
1



2



3



chocolate

cake

salad

11



Read and ✓. Then draw.

**It's good for me!**

fruit

salad

cake


bread

yoghurt

milk

juice




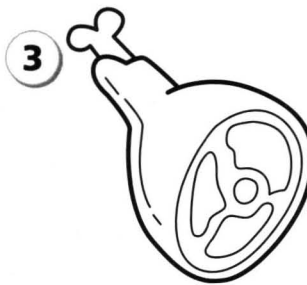
chocolate





12  Find. Then read and write.


bread    jelly    meat    honey  
yoghurt    juice    milk








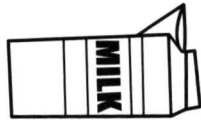

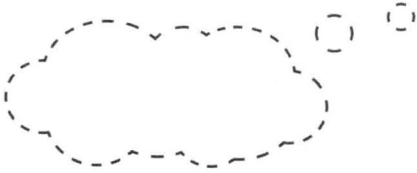


I like . . .  
**bread**  
\_\_\_\_\_  
\_\_\_\_\_  
\_\_\_\_\_

I don't like . . .  
\_\_\_\_\_  
\_\_\_\_\_  
\_\_\_\_\_


# LOOK!

13  Find and stick.



# 8 I'm excited


1  Trace and number.



1 I'm hungry.


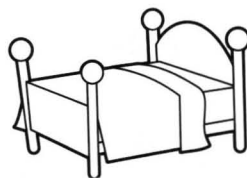
2 I'm thirsty.

3 I'm tired.





4 I'm excited.


5 I'm scared.






2   Listen and ✓ or X.






1 



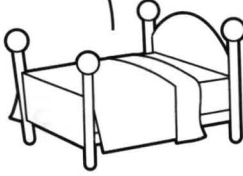


2 

3 

4 

3   Find. Then read and circle.

1     

1 He's excited / tired.

4 He's scared / hungry.

2 She's thirsty / tired.

5 She's excited / hungry.

3 He's excited / thirsty.

# SONG

4  Match.



stamp



jump









clap



turn around

5  Trace. Then circle in green or blue.



# SOUNDS FUN!



6   Trace and colour.




sh = blue



ch = green

7   Circle the odd one out. Then listen and check.

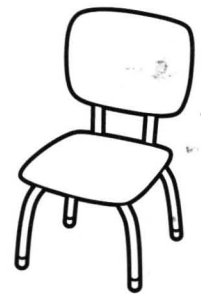
1



chocolate




shadow



chair


2



cheese



shell



shark






## STORY

8

3:28




Listen and number.



9



Draw and trace. Then say.




10   Read and ✓ or X.  
Then say.

1 It's a big shadow.



2 It's a small shadow.




3 It's a big shadow.




11   Read and circle.

1




It's a table / chair.

2




It's a hand / head.

3



It's a frog / butterfly.

4



It's a window / door.

# I CAN DO IT!

12  Find. Then read and write.

scared excited hungry thirsty tired



1 He's tired.

2 He's \_\_\_\_\_.


3 She's \_\_\_\_\_.


4 She's \_\_\_\_\_.



5 He's \_\_\_\_\_.


## LOOK!

13  Find and stick.




# Picture dictionary

## Colours



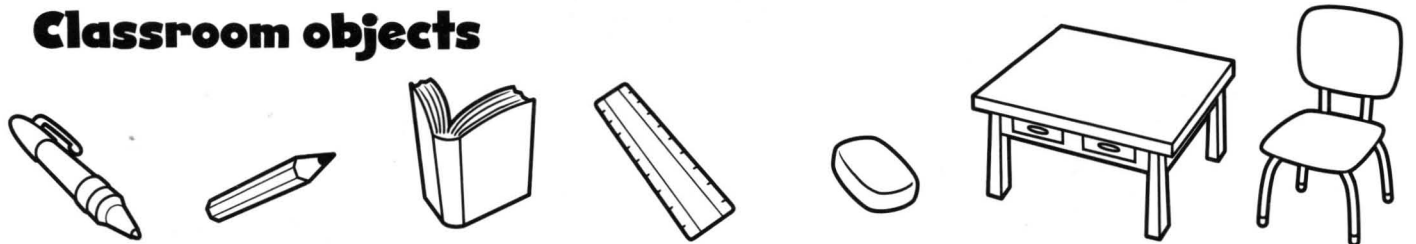
red yellow green blue pink purple orange brown black white

## Numbers




one two three four five six seven eight nine ten

## Classroom objects



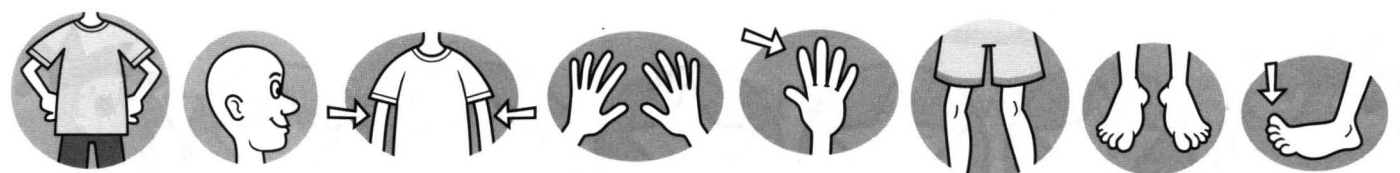
pen pencil book ruler rubber table chair

## Family and friends



mum dad brother sister friend

## My body



body head arms hands fingers legs feet toes


## Animals



dog



cat




rabbit




parrot



mouse



tortoise




frog


## In the house




house




garden



kitchen




living room




bedroom



bathroom



door

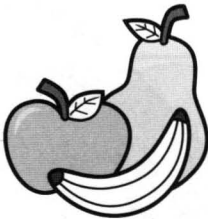


window


## Food and drink




meat



fruit



bread



cheese



yoghurt



milk



juice

## Feelings



happy



sad



excited



scared



tired



hungry





thirsty



# Halloween


1  Match. Then trace.



witch pumpkin cat monster bat

2  Join the dots. Then circle.

I'm a monster / pumpkin / witch.



# Christmas

1



Trace and match. Then listen and colour.

sleigh

present

reindeer

Santa



2



Draw and say. Then write and trace.



To \_\_\_\_\_  
Happy  
Christmas!  
From Santa.

# Easter

1  Trace. Then colour and write.



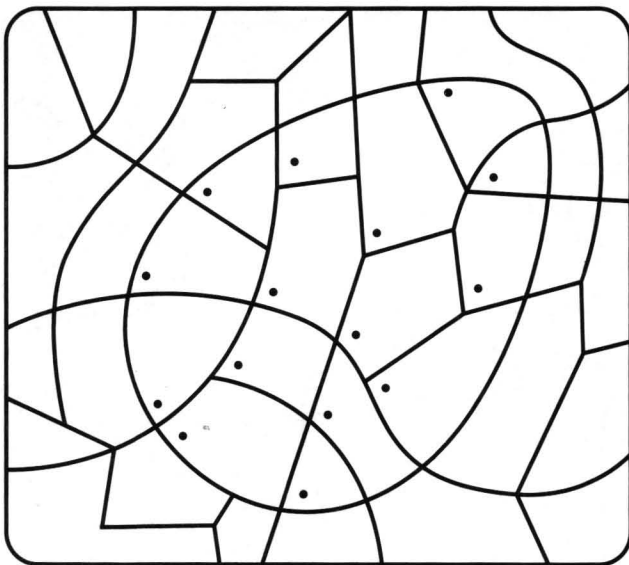
bunny



chick




egg





It's an \_\_\_\_\_.

2  Look and draw.


1



2



3





# Family Island




Welcome to *Our Discovery Island*, a six-level primary English series that engages children in 21st century learning. Inspire every one of your pupils to learn English!

## *Our Discovery Island...*

- **Reaches:** Online adventures on themed islands develop the cognitive, emotional, and social skills of the **whole learner**.
- **Teaches:** Links to daily life through cross-curricular connections and authentic texts **immerse** pupils in English.
- **Gets Results:** Guided communication, collaboration, fun characters and engaging stories **motivate** and make learning English more exciting than ever before!

Come and play!




with CD-ROM



[www.ourdiscoveryisland.com](http://www.ourdiscoveryisland.com)

ISBN 978-1-4082-5125-6



9 781408 251256 >