

NEW

English Adventure

Activity Book

LEVEL 1



**Viv Lambert
Anne Worrall**

NEW

English Adventure

Activity Book


LEVEL 1

Contents	page
Hello	1
1 My favourite things	2
2 My family	10
3 My body and face	18
4 My room	26
5 I can jump!	34
6 He likes cheese!	42
7 Our world	50
8 What's he wearing?	58
Halloween	66
Christmas	67
Pancake Day	68
Easter	69
May Day	70
Extra Adventure	71
Picture dictionary	79

Hello

1 Look and write.

yellow red green orange pink grey
white purple brown blue black



2 Match and write.

eight	1	eno	<u>one</u>
five	2	wot	_____
four	3	etreh	_____
nine	4	urof	_____
one	5	eivf	_____
seven	6	ixs	_____
six	7	nesev	_____
ten	8	egthi	_____
three	9	nnie	_____
two	10	ent	_____

Lesson 1: 1 Pupils label the colours with the words from the box.
2 Pupils match the words in the first column with the correct numerals in the second column. Then they work out the anagrams and write the words correctly.

My favourite things



1 Look and say. Then number.  




bat	<input type="checkbox"/>	computer game	<input type="checkbox"/>	watch	<input type="checkbox"/>
robot	<input type="checkbox"/>	TV	<input type="checkbox"/>	bike	<input type="checkbox"/>

2 Read, look at Exercise 1 and tick (✓) or cross (X). 

1 It's a bat.	<input type="checkbox"/>	4 It's a TV.	<input type="checkbox"/>
2 It's a computer game.	<input type="checkbox"/>	5 It's a watch.	<input type="checkbox"/>
3 It's a bike.	<input type="checkbox"/>	6 It's a robot.	<input type="checkbox"/>

Lesson 1: 1 Pupils say the names of the toys in the picture: (a bat). Then they write the correct numbers in the boxes next to the words.
 2 Pupils read the sentences, look at Exercise 1, and tick (✓) the sentences which are true and cross (X) the sentences which are false.

3 Read, look and guess. Then write. 



scooter robot computer bike spaceship watch

- 1 It's blue. It isn't a scooter. It's a _____.
- 2 It's small and red. It isn't a robot. It's a _____.
- 3 It's big. It isn't a bike. It's a _____.
- 4 It's red. It isn't a watch. It's a _____.
- 5 It's white and grey. It's a _____.

4 What's missing in Exercise 3? Draw and write. 



It's a _____.

5 Trace. Then read and tick (✓) or cross (X). 



1 Is it a computer game?

3 Is it a robot?

2 Is it a train?

4 Is it a scooter?

6 Trace. Then write and answer **Yes or No**. 



1 Is it a TV? No

2 _____ a ball? _____



3 _____ a bike? _____

4 _____ a watch? _____

5 _____ a bat? _____

Lesson 3: 5 Pupils trace over the outlines. Then they tick (✓) the questions to which the answer is Yes, and cross (X) the questions to which the answer is No.
6 Pupils trace over the outline of the bat. Then they complete the questions and answer Yes or No.

7 Look and write *It's* or *It isn't*. 




- 1 _____ big.
 2 _____ a train.
 3 _____ a spaceship.

- 4 _____ a doll.
 5 _____ white.
 6 _____ a robot.

8 Circle and colour. 

- 1 It's big / small.
 2 It's yellow / blue.
 3 It's a doll / a robot.
 4 It isn't a robot / a car.



9

Listen and write Yes or No.

CD
1.20



1 Is it a robot? _____

2 Is it a ball? _____

3 Is it a cake? _____

10

Draw. Then write.




cake robot isn't

It isn't a _____ .

It _____ a ball.

It's a _____ .



11 Look and write. 

It's teddy bear small isn't

My favourite thing is _____ *small* _____.

_____ yellow.

It _____ a bike.

It's a _____.

blue computer game bike isn't

My favourite thing is _____.

It _____ big.

It isn't a _____.

It's a _____.

12 Draw your favourite thing. Then write. 

My favourite thing

is _____.

It's _____.


It isn't a _____.

It's a _____.



15

Count and say. Then colour, circle and write.



1 Is it a robot? Yes / No

2 Is it orange? Yes / No

3 Is it big? Yes / No

4 It's a _____.

5 It isn't a _____.

6 It's _____

and _____.

Five bikes

16

Say and tick (✓). Then stick.



4 ticks? Find and stick!

I can:

● talk about my favourite things.

● sing a song.

● count to fifteen.

● read a story.



Lesson 8: 15 Pupils count the items in the picture and say: (Five bikes). Then they colour in one item, circle Yes or No and complete the sentences accordingly.

16 Self-assessment: if pupils can do the tasks, they tick them and put a sticker with a film character next to the frame.

My family

1 Circle and match.



dad / granddad

This is my family.

mum / grandma



brother / sister

2 Look and write.



1 This is my mum.

4 This _____.

2 This is my _____.


5 _____ grandma.

3 This is _____.

6 _____.

Lesson 1: 1 Pupils circle the correct words and draw lines to match them to the characters in the picture.
2 Pupils look at the photos and complete the sentences accordingly.

3 Listen and tick (✓) or cross (✗).



- 1 baby sister
- 2 brother
- 3 grandma
- 4 granddad
- 5 aunt
- 6 uncle
- 7 cousin

4 Look at Exercise 3 and write *I've got* or *I haven't got*.



- 1 _____ a baby sister.
- 2 _____ a brother.
- 3 _____ a grandma.
- 4 _____ a granddad.
- 5 _____ an aunt.
- 6 _____ an uncle.
- 7 _____ a cousin.



5 Read and match. 

1 Have you got a brother?


2 Have you got a sister?

3 Have you got a dog?

a Yes, I've got two dogs.

b No, I haven't got a sister.

c Yes, I've got two brothers.



6 Write and answer Yes or No. 

1 Have you got a brother? _____

2 _____ a sister? _____

3 _____ a dog? _____

4 _____ a horse? _____

5 _____ two cats? _____

Lesson 3: 5 Pupils draw lines to match the boy's answers to the girl's questions.
6 Pupils complete the questions and write the answers (Yes or No) which are true for them.


- 7 Listen and tick (✓).
Then write *I've got* or *I haven't got*.

CD
1.35









- 1 _____ a brother.
2 _____ two sisters.
3 _____ two cats.
4 _____ a horse.

- 8 Write and circle.



1 a / Have / brother / you / got / ?

_____ Yes / No

2 Have / sisters / got / you / two / ?

_____ Yes / No

3 you / Have / granddad / got / a / ?

_____ Yes / No

4 uncle / got / you / an / Have / ?

_____ Yes / No

5 three / got / cats / you / Have / ?

_____ Yes / No

11 Draw and write about you. 

Name	
How old	
Hair	
Eyes	
Family	
Pets	

12 Write. 

Dear Anna,

Hello! I'm I'm

I've got hair and eyes.

I've got I've got

I haven't got a I like !


Love,

13

Look and number.



mum dad sister brother granddad
 grandma aunt uncle cousin



14

Read, look at Exercise 13 and tick (✓) or cross (X).



- | | | | |
|-----------------------------|--------------------------|---------------------------|--------------------------|
| 1 I've got two grandmas. | <input type="checkbox"/> | 4 I've got a sister. | <input type="checkbox"/> |
| 2 I've got a mum and a dad. | <input type="checkbox"/> | 5 I haven't got a cousin. | <input type="checkbox"/> |
| 3 I haven't got an aunt. | <input type="checkbox"/> | 6 I've got two brothers. | <input type="checkbox"/> |

Lesson 7: 13 Pupils look at the family tree and write the correct numbers in the boxes provided.

14 Pupils read the sentences, look at Exercise 13, and tick (✓) the sentences which are true and cross (X) the sentences which are false.

15 Write and answer. Then write. 

1	<u>Have</u> you got a cat?	<u>2</u>
2	_____ you got a brother?	—
3	Have you _____ a sister?	—
4	Have _____ got an aunt?	—
5	_____ you _____ an uncle?	—
6	Have _____ a grandma?	—
7	_____ a granddad?	—
8	_____ a cousin?	—

1	<u>I've got two cats.</u>
2	_____
3	_____
4	_____
5	_____
6	_____
7	_____
8	_____

16 Say and tick (✓). Then stick.   

4 ticks? Find and stick!

I can:

● talk about my family.

● say what I've got.

● sing a song.

● read a story.

My body and face

1 Read and match.

blond hair

teeth



eyes

glasses

chin

2 Look and write *He* or *She*.



1 _____'s got blond hair.

2 _____'s got brown eyes.


3 _____'s got blue eyes.

4 _____'s got dark hair.

5 _____'s got a big chin.

Lesson 1: 1 Pupils read the words and draw lines to match them with the parts of the picture.
2 Pupils look at the pictures and complete the sentences with *He* or *She* accordingly.

3 Look and circle. 



grey body / brown body
big ears / small ears
long tail / long nose



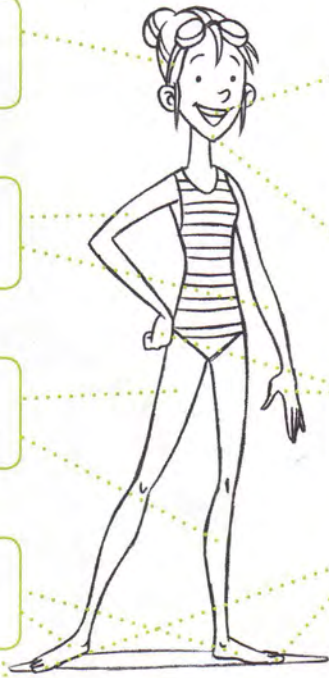
long neck / long nose
big ears / small ears
long tail / long legs.

4 Look at Exercise 3 and write 's got or hasn't got. 

- 1 He _____ a grey body.
- 2 He _____ small ears.
- 3 He _____ a long tail.
- 4 She _____ long neck
- 5 She _____ big ears.
- 6 She _____ long legs.

5 Find and circle. Then write.

1 _____



2 _____

3 _____

4 _____

5 _____

6 _____

7 _____


8 _____

9 _____

F	E	E	T	L	F	E
O	X	M	W	E	S	C
T	A	F	E	G	T	H
O	Y	B	G	S	S	I
E	H	A	I	R	T	N
S	I	Y	B	O	D	Y
E	W	T	E	E	T	H
A	R	M	S	V	T	C
U	H	A	N	D	S	E

6 Read, look and circle.

- 1 Has he got blond hair? Yes / No
- 2 Has she got long hair? Yes / No
- 3 Has he got glasses? Yes / No
- 4 Has she got strong arms? Yes / No
- 5 Has he got short legs? Yes / No
- 6 Has she got big feet? Yes / No



Lesson 3: 5 Pupils find the names of parts of the body in the word search and circle them. Then they label the picture with these words.
6 Pupils read the questions, look at the pictures and circle Yes or No accordingly.

7 Read, look and tick (✓) or cross (X).



- 1 She's got long dark hair.
- 2 He's got big strong hands.
- 3 She's got big blue eyes.
- 4 He's got short blond hair.
- 5 He's got small brown eyes.
- 6 She's got a big strong body.



8 Look and write.



short big long small


blond dark brown blue



- 1 He hasn't got long blond hair.
- 2 He's got _____ hair.
- 3 He hasn't got _____ eyes.
- 4 He's got _____ eyes.

9

Colour and answer Yes or No.



- 1 Has he got black ears? _____
- 2 Has she got a yellow body? _____
- 3 Has he got a pink face? _____
- 4 Has she got a red nose? _____

10

Write.



- 1 He's got / ears / big black

- 2 hands / big white / He's got

- 3 She's got / nose / a small black

- 4 arms / She hasn't got / long strong

11 Listen and tick (✓).

CD
1.521 2 3 4 

12 Colour. Then write and answer Yes or No.



1 Has _____ long hair? _____

2 Has _____ glasses? _____

3 _____ a big chin? _____

4 _____ strong arms? _____

Lesson 6: 11 Pupils listen to the recording and tick (✓) the characters which fit the description.
12 Pupils colour in one character in Exercise 11. Then they complete the questions and answer them Yes or No accordingly.

13

Look and write.



face

teeth

hair

hands



Wash your _____ .



Wash your _____ .



Brush your _____ .



Brush your _____ .

14

Write.



1 Please, / face / your / wash

_____ .

2 your / hair / brush / Please,

_____ .

3 hands / wash / Please, / your

_____ .

4 brush / your / Please, / teeth

_____ .

Lesson 7: 13 Pupils look at the pictures and complete the sentences with the words from the box.
14 Pupils order the jumbled sentences.

15

Draw and write.



He's got _____.

She's got _____.

He hasn't got _____.

She hasn't got _____.

16

Say and tick (✓). Then stick.



4 ticks? Find and stick!

I can:

● talk about the face and body.

● sing a song.







● say what my friend has got.

● read a story.




My room

1 Look and write. 

<p>1</p>  <p>malp <u>lamp</u></p>	<p>2</p>  <p>tarcep _____</p>	<p>3</p>  <p>ucbopadr _____</p>	<p>4</p>  <p>deb _____</p>	<p>5</p>  <p>rtnaicu _____</p>	<p>6</p>  <p>obx _____</p>
--	--	--	---	---	---

2 Look and write. 

- The bed is in the bedroom.
- The _____ is in the _____.
- The _____ is in the _____.
- The _____ is in the _____.
- The _____ is in the _____.
- The _____ is in the _____.

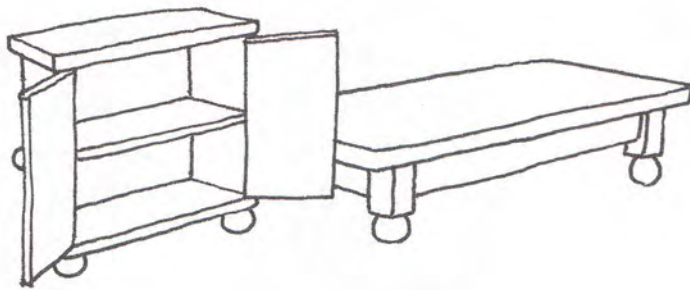


Lesson 1: 1 Pupils work out the anagrams and write the names of the objects.
2 Pupils look at the picture and complete the sentences accordingly.

3

Listen and draw. Then match.

CD
2.7



- 1 The lamp's
- 2 The book's
- 3 The carpet's
- 4 The ball's


- a in the cupboard.
- b next to the table.
- c on the table.
- d under the table.

4


Look and write.



in on under next to




1 The car is _____ the carpet.



2 The car is _____ the bed.



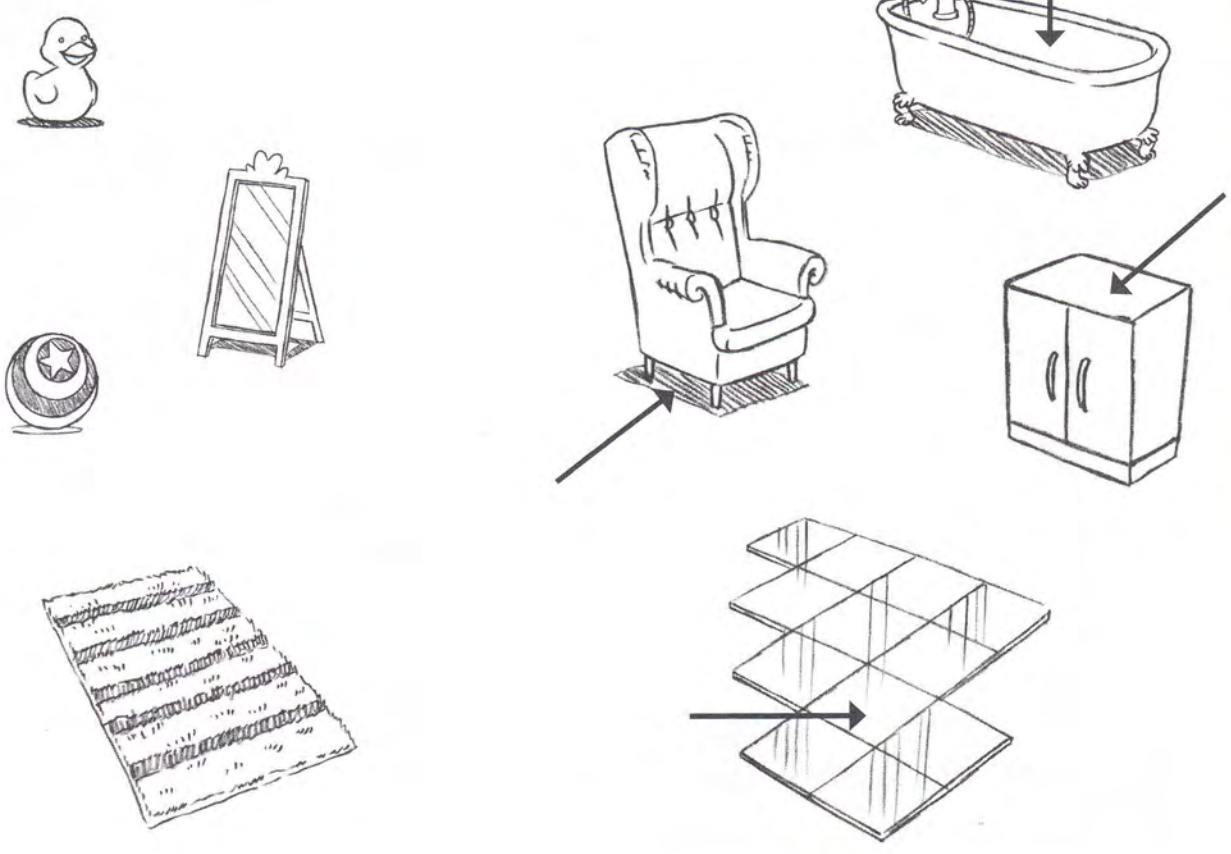
3 The car is _____ the box.



4 The car is _____ the cupboard.

Lesson 2: 3 Pupils listen to the recording and draw the objects in the correct places. Then they draw lines to match up the sentence halves.
4 Pupils look at the pictures and complete the sentences with the words from the box.

5 Listen and match.  




6 Write. Then look at Exercise 5 and circle. 

- 1 next to / the cupboard / Is / the mirror / ?
 _____ Yes / No
- 2 the duck / Is / the bath / in / ?
 _____ Yes / No
- 3 Is / the carpet / the floor / on / ?
 _____ Yes / No
- 4 the ball / on / the armchair / Is / ?
 _____ Yes / No

Lesson 3: 5 Pupils listen to the recording and draw lines to match the objects with the correct places. 6 Pupils order the jumbled questions. Then they look at Exercise 5 and circle Yes or No accordingly.

7 Find and circle five differences. Then say.  

1



2



8 Look at picture 2 in Exercise 7 and write. 

spaceship robot teddy bear computer •
in next to on under • chair carpet


- 1 The computer is on the table.
- 2 The scooter is _____ the _____.
- 3 The _____ is _____ the bed.
- 4 The _____ is _____ the cupboard.
- 5 The _____ is on the _____.

Lesson 4: 7 Pupils find five differences between the pictures and circle them in picture 2. Then they talk about them: (*The computer is on the table.*)


8 Pupils look at picture 2 in Exercise 7 and complete the sentences with the words from the box.




in on under next to



He's _____ the armchair.



He's _____ the table.



He's _____ the house.



He's _____ the bath.

10

Draw your bedroom.



11

Write about your room.



I've got _____.

The bed is _____ the _____.

The cupboard is _____ the _____.

The _____ is _____ the _____.

I've got _____.

12 Look and write. 

eighteen twenty seventeen nineteen sixteen

16 _____

17 _____

18 _____

19 _____

20 _____

13 Copy the pattern. Then write. 

1	2	3	4	5	5	4	3	2	1
6	7	8	9	10	10	9	8	7	6
11	12	13	14	15	15	14	13	12	11
16	17	18	19	20	20	19	18	17	16

The red box is _____ the blue _____ .


Lesson 7: 12 Pupils write the words from the box next to the correct numerals.
13 Pupils colour in the other side of the grid in mirror image. Then they complete the sentence accordingly.

14

Look and write.



bath next to in cupboard floor



- 1 The _____
is under the mirror.
- 2 The chair is _____ the
cupboard.
- 3 The _____
is next to the door.
- 4 The carpet is on the _____.
- 5 The duck is _____ the
bath.

15

Say and tick (✓). Then stick.



4 ticks? Find and stick!

I can:

● talk about things in the home.

● sing a song.

● say where things are.

● read a story.

Lesson 8: 14 Pupils look at the picture and complete the sentences with the words from the box.
15 Self-assessment: if pupils can do the tasks, they tick them and put a sticker with a film character next to the frame.

I can jump!



1 Find and circle. Then write.

1 _____



2 _____

J	K	P	S	O	R	N
U	A	F	W	A	L	K
M	Z	H	I	F	L	U
P	Y	D	M	Y	L	T
D	A	A	J	Q	J	E
R	U	N	V	D	U	H
C	N	C	L	I	M	B
Z	Y	E	E	O	P	F



3 _____



4 _____



6 _____



5 _____

2 Read, look and tick (✓).



I can dance.
I can run.



I can walk.
I can climb.



I can climb.
I can jump.




I can run.
I can swim.

Lesson 1: 1 Pupils find the names of the activities in the word search and circle them. Then they label the pictures with these words.
2 Pupils look at the pictures and tick (✓) the sentences which go with the pictures.

3 Look and write. Tick (✓) or cross (X). 

ride a horse swim sing fly ride a bike dance













4 Look at Exercise 3. Write *I can* or *I can't*. 

1 I _____ ride a bike.

4 I _____ dance.

2 I _____ ride a horse.

5 I _____ swim.

3 I _____ fly.

6 I _____ sing.

Lesson 2: 3 Pupils label the pictures with the words from the box. Then they tick (✓) the activities they can do and cross (X) the activities they cannot do.
4 Pupils look at Exercise 3 and complete the sentences with *I can* or *I can't* accordingly.

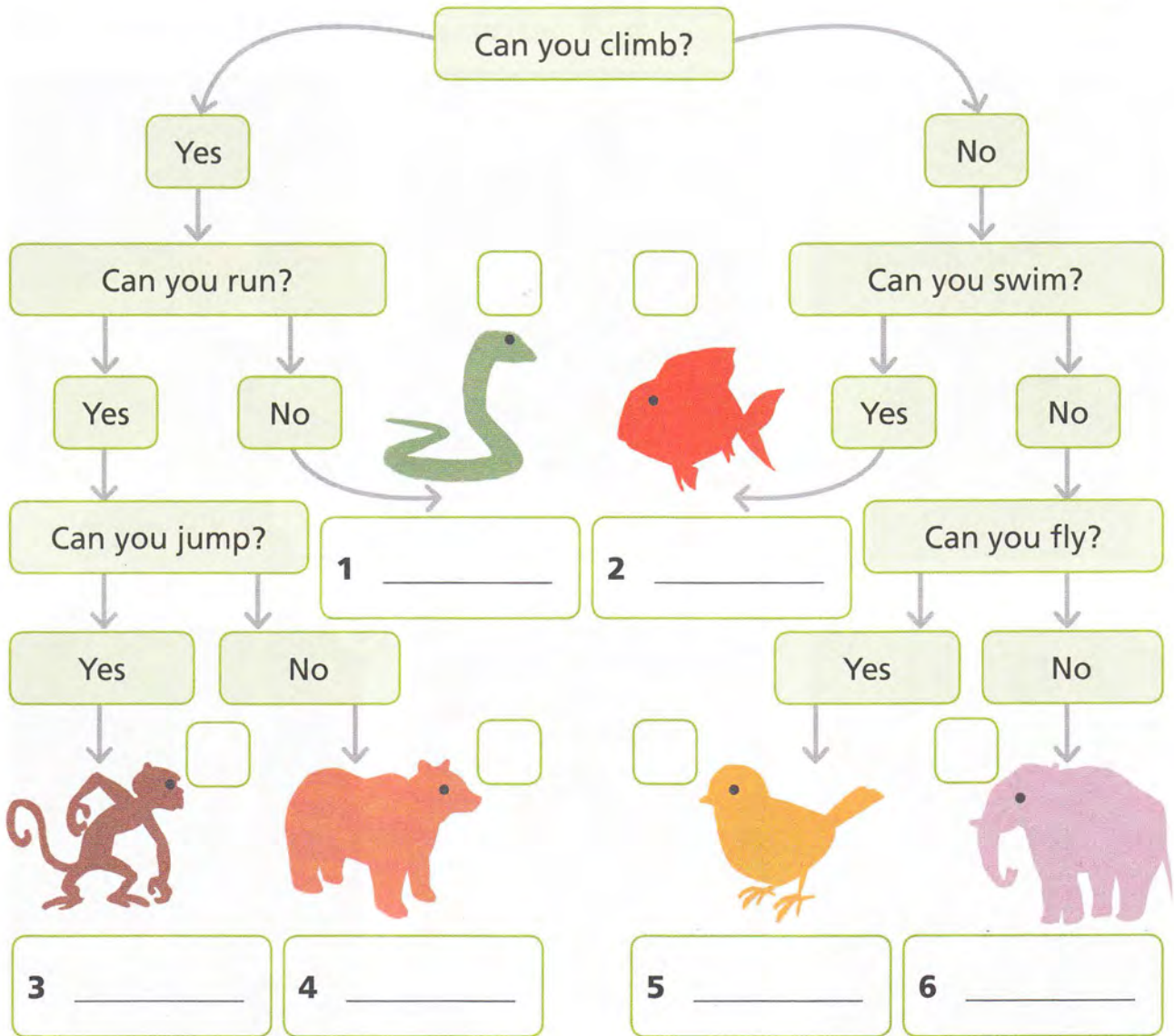
5

Write the animals. Then listen and number.

CD
2.28



snake bear elephant bird monkey fish



6

Write. Then look at Exercise 5 and answer Yes or No.



1 Can _____ climb?

2 _____ you run?

3 _____ jump?

1 _____

2 _____

3 _____



7 Tick (✓) or cross (X). 

	swim	fly	sing	ride a bike	run	dance
tiger						
fish						
bird						
bear						
boy						

8 Look at Exercise 7 and write. 

1



I'm a _____.

I can _____.

I can't _____.

2



I'm a _____.

I can _____.

I can't _____.

3



I'm a _____.

I can _____.

I can't _____.

4



I'm a _____.



I can _____.

I can't _____.

Lesson 4: 7 Pupils tick (✓) the activities which the animals or people can do and cross (X) the activities they cannot do.

8 Pupils look at Exercise 7 and complete the sentences accordingly.

9 Look and write *can* or *can't*.



10 Write. Then look at Exercise 9 and answer Yes or No.



1 run / you / Can / ?

2 you / Can / jump / ?

3 you / fly / Can / ?

4 swim / Can / you / ?

1 _____

2 _____

3 _____

4 _____



11 Ask and answer. Then write Yes or No.



Can you ...	Me	Friend 1 _____	Friend 2 _____	Friend 3 _____
swim?				
ride a horse?				
dance?				
ride a bike?				
sing?				

12 Read and number.



I can walk.
I can't jump.
I've got a big head.

I can climb.
I can jump.
I've got long arms.

I can jump.
I can run.
I've got big teeth.

I can't run.
I can climb.
I've got a long body.

1



2



3



4




Lesson 6: 11 In groups, pupils take turns to ask and answer: *Can you (swim)? Yes/No* and write the answers in the table.

12 Pupils read the speech bubbles, match them with the correct animals and write the numbers in the boxes provided.

13 Look and write. 

tail wings fins legs neck beak



14 Look at Exercise 13. Write about one animal. 

It's got _____ .

It hasn't got _____ .

It can _____ .

It can't _____ .

Lesson 7: 13 Pupils label the pictures with the words from the box.
14 Pupils choose one animal from Exercise 13 and complete its description accordingly.

15

Read. Then write and answer **Yes** or **No**.


I can sing and I can dance.
I can climb but I can't swim.

1 Can you dance?

2 _____ sing?

3 _____ swim?

4 _____ climb?

1 Yes

2 _____

3 _____

4 _____

16

Say and tick (✓). Then stick.



4 ticks? Find and stick!

I can:

● say what I can and can't do.

● sing a song.

● talk about animal bodies.

● read a story.

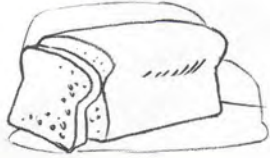
Lesson 8: 15 Pupils read what King Louie can and cannot do. Then they complete the questions and answer **Yes** or **No** accordingly.

16 Self-assessment: if pupils can do the tasks, they tick them and put a sticker with a film character next to the frame.



He likes cheese!

1 Find and circle. Then write. 



3 _____



5 _____



7 _____

S T R A W B E R R I E S
 F B S E I R L P G O C U
 V G H O P E Q T N E H M
 N R L P E A R S T G I J
 Q A S E W D R Y G G C I
 S P I Z Z A R F A S K D
 X E E H B C K I W U E I
 H S Z C H E E S E Q N L
 Y K A E Y O V H S T L W
 T J M U S H R O O M S R



1 _____



2 _____



4 _____



6 _____



8 _____



9 _____



10 _____

2 What do you like? Write *I like* or *I don't like*. 

1 _____ bread.

4 _____ fish.

2 _____ grapes.

5 _____ mushrooms.

3 _____ cheese.


6 _____ strawberries.

Lesson 1: 1 Pupils find the names of food items in the word search and circle them. Then they label the pictures with these words.

2 Pupils complete the sentences with *I like* or *I don't like*.

3 Write. Then listen and match. CD
2.42

chocolate pizza cake sandwiches
 grapes ice cream strawberries




1 _____




2 _____



3 _____



4 _____



5 _____



6 _____



7 _____

4 Look at Exercise 3 and write.

1 She likes strawberries.








2 He _____ chocolate.

3 _____ likes ice cream.

4 _____ cake.

Lesson 2: 3 Pupils label the pictures with the words from the box. Then they listen to the recording and draw lines to match the children with their favourite foods.
 4 Pupils look at Exercise 3 and complete the sentences accordingly.

5 Listen and draw 😊 or ☹️. CD
2.44 

6 Look at Exercise 5 and write. 


salad peas tomatoes salad onions tomatoes

- 1 She likes _____, _____ and _____.
- 2 He doesn't like _____ or _____.

Lesson 3: 5 Pupils listen to the recording and draw a happy face if the child likes the vegetable or a sad face if he/she doesn't like it.
6 Pupils look at Exercise 5 and complete the sentences with the words from the box accordingly.

7

Look and write.



• peas

•

•

•

•

•

Remy's
favourite
soup

8

Look at Exercise 7 and circle.



What does Remy like
in his soup?

- 1 He likes / doesn't like tomatoes in his soup.
- 2 He likes / doesn't like fish in his soup.
- 3 He likes / doesn't like mushrooms in his soup.
- 4 He likes / doesn't like chicken in his soup.
- 5 He likes / doesn't like peas.

9

Read, look and write. 

Who is he?

He likes pizza. He likes cheese. He doesn't like fish or tomatoes.




He's _____.

...


Who is she?

She likes fish. She doesn't like mushrooms or soup. She likes carrots.

She's _____.



10

Look at Exercise 9. Read and write. 

tomatoes mushrooms fish soup

Who is he?

He likes fish. He likes

_____. He doesn't like mushrooms or _____.

He's _____.

Who is she?

She likes soup and

_____. She doesn't like _____.

She's _____.

11 Listen and write the numbers.

CD
2.51

Menu

Chicken

Fish


Peas

Carrots



Ice cream

Strawberries



12 Look at Exercise 11 and write.



fish chicken carrots peas strawberries ice cream

Can I have _____
and _____, please?
Can I have _____?

Can I have _____
and _____, please?
Can I have _____?



Lesson 6: 11 Pupils listen to the recording and write 1 on the menu if the grandfather likes the food or 2 if the grandmother likes the food.
12 Pupils look at Exercise 11 and complete the sentences with the words from the box accordingly.

13

What do you like? Look and write. Then circle.



breakfast

recale - cereal kilm - _____
 dreba - _____ gegs - _____

lunch

zipaz - _____ parseg - _____
 wanchsedis - _____ papels - _____

dinner

ish - _____ tema - _____
 lasda - _____ roctars - _____

14

Look at Exercise 13 and write.



For breakfast I like _____ and _____.

For lunch I like _____ and _____.

For dinner I like _____ and _____.

Lesson 7: 13 Pupils work out the anagrams and write the names of the food items. Then they circle in each frame the names of two food items they like.
 14 Pupils look at Exercise 13 and complete the sentences accordingly.

15 Ask, answer and draw 😊 or ☹️. Then write. 🗣️ ✍️

Do you like ...?						
Friend 1 _____						
Friend 2 _____						
Friend 3 _____						

- _____ likes _____. He/She doesn't like _____.
- _____.
- _____.

16 Say and tick (✓). Then stick. 🗣️ ✍️ 📌

4 ticks? Find and stick!

I can:

- talk about food.
- say what food people like and don't like.
- sing a song.
- read a story.



Our world



1 Look and write. 

mountain river field forest town lake



1 _____



2 _____



3 _____



4 _____





5 _____



6 _____

2 Read, look and write a or b. 




- 1 There's a mountain.
- 2 There's a lake.
- 3 There's a river.

- 4 There's a town.
- 5 There's a field.
- 6 There's a forest.

Lesson 1: 1 Pupils label the pictures with the words from the box.

2 Pupils read the sentences, look at the pictures, and write a if the sentence describes picture a or b if the sentence describes picture b.

3**Read, look and write Yes or No.**

- 1 There's a river. _____
- 2 There are four lakes. _____
- 3 There are three mountains. _____

- 4 There's a forest. _____
- 5 There are two fields. _____
- 6 There's a town. _____

4**Circle. Then draw.**

- 1 There's / There are two lakes.
- 2 There's / There are a mountain.
- 3 There's / There are a town.
- 4 There's / There are four fields.





Lesson 2: 3 Pupils read the sentences, look at the picture, and write *Yes* if the sentence goes with the picture or *No* if it doesn't.

4 Pupils circle *There's* or *There are* in the sentences. Then they draw an appropriate picture accordingly.

7

Listen and draw.

CD
3.11

8

Write *There's* or *There are*.

1 _____ a lake.

4 _____ a train.

2 _____ two boats.

5 _____ two planes.

3 _____ a mountain.

6 _____ a field.

9

Colour.



1


2

3

4

5

6



10

Look at Exercise 9 and write.




train lake mountains boats bus forest

- 1 There's a red _____.
- 2 There are brown _____.
- 3 There's a blue river and a blue _____.
- 4 There are yellow _____.
- 5 There's a purple _____.
- 6 There's a green _____.

Lesson 5: 9 Pupils colour in the picture according to the key.

10 Pupils look at Exercise 9 and complete the sentences with the words from the box accordingly.

11 Look, read and write. 

There are three mountains. There are two forests. There's a lake.

There are five rivers. There are three towns. It's _____ Island.

12 Look at Exercise 11 and write. 

lakes four There's are Forest two

There are _____ mountains. There are _____
forests. There are two _____. There _____ three
rivers. _____ a town. It's _____ Island.

Lesson 6: 11 Pupils look at the pictures, read the description and complete the gap with the correct name of the island.

12 Pupils look at Exercise 11 and complete the description of the other island with the words from the box accordingly.

13

Look and write.



in boats Dad lake Love like



Dear _____,
 I'm _____ the UK.
 There's a _____ here.
 There are lots of
 _____. I _____
 it here.
 _____,
 Tom



14

Draw. Then write and circle.



Dear _____,
 I'm in _____.
 There's a town / forest /
 lake / mountain.
 There are lots of houses/
 trees / boats.
 I like it here!
 Love,



Lesson 7: 13 Pupils look at the picture and complete the postcard with the words from the box accordingly. 14 Pupils draw a postcard. Then they complete the gaps and circle the correct words.

15 What's through your window? Draw and write. 

There's a _____.

There are _____.

16 Say and tick (✓). Then stick.   

4 ticks? Find and stick!

I can:

● talk about our world.

● sing a song.

● talk about transport.

● read a story.

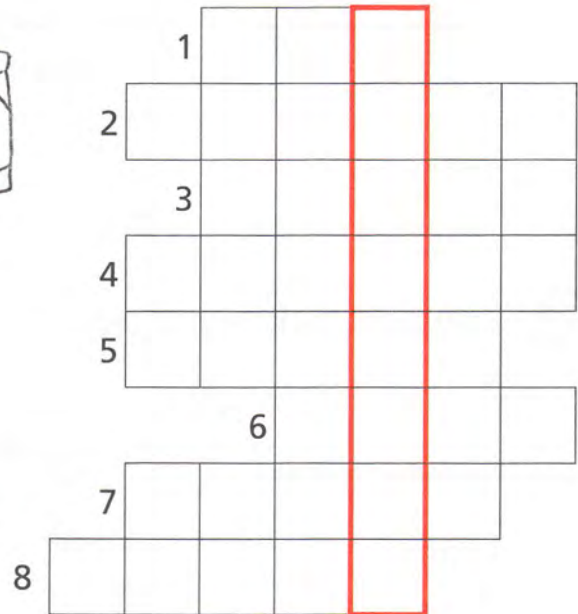
What's he wearing?

1 Listen and colour.

CD
3.20



2 What are you wearing? Write the words.



I'm wearing _____.

Lesson 1: 1 Pupils listen to the recording and colour in the picture accordingly.
2 Pupils write the correct words in the grid and complete the sentence with the secret word.

3 Look and match. 



- sun hat
- raincoat
- jeans
- shorts
- wellies
- trainers
- T-shirt




4 Look at Exercise 3 and write. 

I'm wearing blue _____
and a green _____.
I'm wearing red _____.

_____ red shorts and a
pink _____. I'm wearing
a grey _____ and blue
_____.



5

Read, look and write *Yes* or *No*.

- 1 She's wearing a T-shirt. _____
- 2 He's wearing a shirt. _____
- 3 She's wearing trainers. _____
- 4 He's wearing a scarf. _____
- 5 She's wearing a sun hat. _____
- 6 He's wearing a jacket. _____

6

Look at Exercise 5 and circle.



- 1 He's wearing / She's wearing shorts.
- 2 He's wearing / She's wearing trainers.
- 3 He's wearing / She's wearing socks.
- 4 He's wearing / She's wearing shoes.

Lesson 3: 5 Pupils read the sentences, look at the picture and write *Yes* if the sentence goes with the picture or *No* if it doesn't.

6 Pupils look at the picture in Exercise 5 and circle the correct phrases accordingly.

7

Write *He's wearing* or *She's wearing*. Then colour.

1 _____ brown boots.

4 _____ black shoes.

2 _____ a pink hat.

5 _____ a brown belt.

3 _____ a pink dress.

6 _____ blue jeans.

8

Look and write.



jeans hat belt shirt boots

1 She's wearing brown _____.

2 She's wearing blue, white and black _____.

3 She's wearing a red _____.

4 She's wearing a yellow and white _____.

5 She's wearing a brown _____.




Lesson 4: 7 Pupils complete the sentences with *He's wearing* or *She's wearing* according to the picture. Then they colour in the pictures.

8 Pupils look at the picture and complete the sentences with the words from the box accordingly.

9

Listen and colour.

CD
3.29

10

Look at Exercise 9 and write.



red skirt wearing blue jacket red boots

Mickey's wearing a _____.


He's wearing _____.

Minnie's wearing a _____.

She's _____ a white sweater.

Lesson 5: 9 Pupils listen to the recording and colour in the elements of the picture.
10 Pupils look at Exercise 9 and complete the sentences with the phrases from the box.

11 What's he/she wearing? Read and write. 



1 He's wearing a black belt.

2 She's wearing a blue jacket.

3 He's wearing blue jeans.

4 She's wearing a black belt.


5 He's wearing black boots.

6 She's wearing a purple dress.

7 He's wearing a white shirt.

8 She's wearing black shoes.

12 Follow and write. 



1 She's wearing _____.

2 He's wearing _____.

3 She's _____.

4 _____.

5 _____.

13

Look and write.



tie scarf cap shorts skirt shirt dress
trousers trainers socks shoes T-shirt

a

1 _____

2 _____

3 _____



b

5 _____

4 _____

6 _____

7 _____



c

8 _____




9 _____

d

10 _____

11 _____



12 _____

14

Look at Exercise 13. Circle and write.



I like uniform a / b / c / d.

He / She's wearing _____.

Lesson 7: 13 Pupils label the pictures with the words from the box.

14 Pupils look at Exercise 13 and circle the letter which corresponds to the school uniform they like best. Then they complete the sentence.

15 Colour. Then tick (✓) and write. 



Woody

Al

Bo Peep

Jessie

jeans

a shirt

a belt

boots

a dress

shoes

trousers

a hat

a scarf

I like _____ . _____ wearing _____ ,
 _____ and _____ .

16 Say and tick (✓). Then stick.   

4 ticks? Find and stick!

I can:

● talk about clothes.

● sing a song.

● say what I'm wearing.


● read a story.

Lesson 8: 15 Pupils colour in their favourite *Toy Story 2* character. Then they tick (✓) what he/she is wearing and complete the description.

16 Self-assessment: if pupils can do the tasks, they tick them and put a sticker with a film character next to the frame.

Halloween

1 Read and match. 



mask

broomstick

monster

spider

wizard

2 Draw a Halloween character. Then write. 

witch
wizard
ghost
spider
monster
cat
bat
pumpkin





It's a _____.

Halloween: 1 Pupils read the words and draw lines to match them with the pictures.
2 Pupils draw a Halloween character. Then they complete the sentence with the correct word from the box.

Christmas

1 Find and circle. Then write. 



1 _____




4 _____



r
e
b i q
a n p
c a d r e
t r e e c
a s t e z a t
s t a r e r d
e t a c a n d l e
d h s a e d m o s
d p r e s e n t r v l

2 Read and colour. 

- 1 = red
- 2 = white
- 3 = brown
- 4 = black
- 5 = pink
- 6 = blue
- 7 = purple
- 8 = green



Christmas: 1 Pupils find the names of the Christmas items in the word search and circle them. Then they label the pictures with these words.
2 Pupils colour in the picture according to the key.

Pancake Day

1 Read and match. 



flour

lemon





eggs

sugar

milk

pan

2 Ask, answer and tick (✓). Then write. 

What do you like on a pancake?				
Me				
Friend 1 _____				
Friend 2 _____				

1 I like _____ on a pancake.


2 _____ likes _____ on a pancake.

3 _____ .

Pancake Day: 1 Pupils read the words and draw lines to match them with the pictures.
2 In groups, pupils take turns to ask and answer: *Do you like (bananas) on a pancake?* Yes/ No and tick (✓) the affirmative answers in the table. Then they complete the sentences accordingly.

Easter

1 Colour. Then look and write.




- 1 blue
- 2 yellow
- 3 pink
- 4 green

- 1 The blue egg is _____ the tree.
- 2 The yellow egg is _____ the nest.
- 3 The pink egg is _____ the bench.
- 4 The green egg is _____ the bench.

in
on
under
next to

2 Find and write.



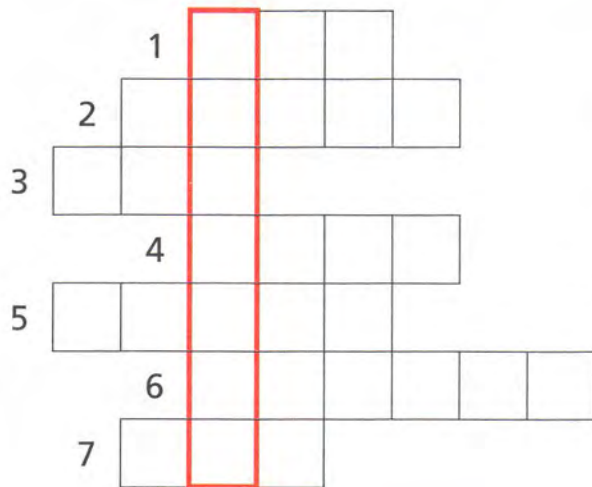
Who's got the egg? _____

Easter: 1 Pupils colour in the eggs according to the key. Then they complete the sentences with the words from the box accordingly.
2 Pupils find the way to the egg and write the answer to the question.

May Day


1 Write the words.

play crown leaves May red dance day



- 1 May Day is in _____.
- 2 I can sing and _____.
- 3 It's a special _____.
- 4 Come and _____!
- 5 I'm wearing a _____.
- 6 I've got _____ on my crown.
- 7 The flowers are _____ and blue.

2 Read and colour.



May Day: 1 Pupils complete the sentences and the grid with the words from the box and read out the secret word.
2 Pupils colour in the ribbons according to the words written on them.

My favourite things



1 Find and circle. Then write.

A	W	A	T	C	H	M	B	Q
C	L	S	F	O	L	N	E	U
S	R	C	I	M	D	Y	B	I
P	C	O	M	P	U	T	E	R
A	C	O	S	U	H	M	V	S
C	E	T	R	T	T	I	T	A
E	K	E	G	E	S	O	E	Y
S	O	R	L	R	O	B	O	T
H	P	A	W	G	V	A	X	D
I	S	S	E	A	Y	T	J	K
P	D	I	X	M	B	G	O	L
Y	A	S	R	E	L	T	U	I
T	E	D	D	Y	B	E	A	R

- 1 _____
- 2 _____
- 3 _____
- 4 _____
- 5 _____
- 6 _____
- 7 _____
- 8 _____

2 Join the dots. Then write.

three

two

one

four

five

fourteen

eleven

nine

six

thirteen

twelve

ten

eight

seven

It's a _____.


1 Pupils find the names of the objects in the word search and circle them. Then they write the words in the spaces provided.
 2 Pupils join the dots. Then they complete the sentence under the picture.



My family

EXTRA

1 Look and write.



2 Read, look at the girl cousin in Exercise 1 and write Yes or No.



- 1 I've got a sister. _____
- 2 I've got three cousins. _____
- 3 I've got an aunt. _____
- 4 I've got two brothers. _____
- 5 I've got a grandma. _____
- 6 I've got a brother. _____



My body and face



UNIT

3

ADVENTURE

EXTRA

1 Look and write.

1 h _ _ r

2 n _ _ _

3 _ o _ t _

4 c _ _ n

5 ey _ _

6 _ l a s _ _ _

7 _ a _ s

8 _ e e _ _

9 n _ _ k



2 Look at Exercise 1 and circle.

- 1 She's got **dark hair** / blond hair.
- 2 She's got **blue eyes** / brown eyes.
- 3 She's got **a big chin** / a small chin.
- 4 She's got **a long neck** / a short neck.
- 5 She's got **red glasses** / blue glasses.

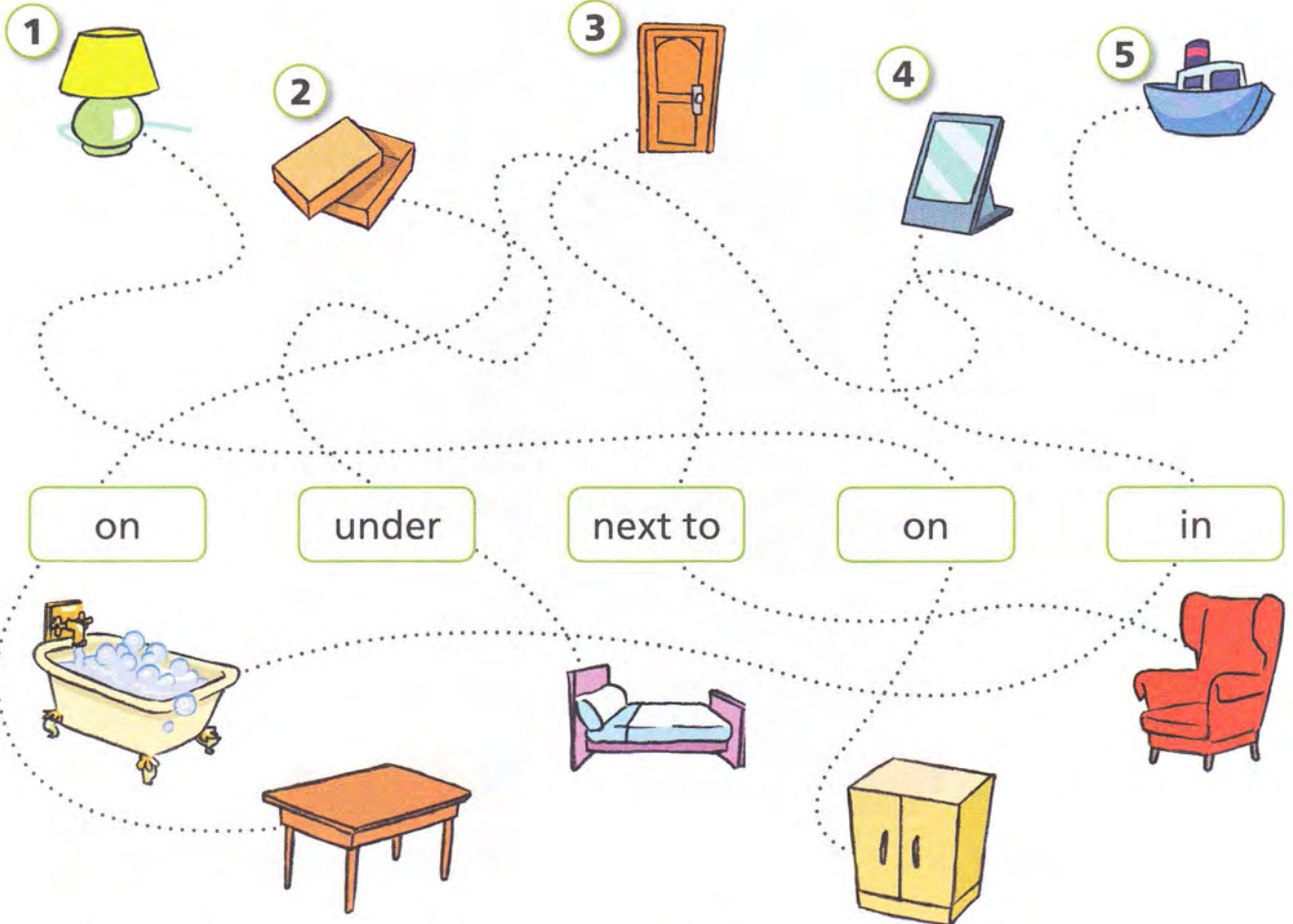
1 Pupils write in the missing letters in the names of the parts of the body.
2 Pupils look at Exercise 1 and circle the phrases accordingly.



EXTRA

My room

1 Follow. Then draw. 



2 Look at Exercise 1 and write. 

- 1 The lamp is _____ the cupboard.
- 2 The box is _____ the bed.
- 3 The door is _____ the armchair.
- 4 The mirror is _____ the table.
- 5 The boat is _____ the bath.

1 Pupils trace over the lines to connect the pictures and words. Then they draw items 1–5 in the correct places accordingly.

2 Pupils look at Exercise 1 and complete the sentences accordingly.

I can jump!



UNIT

5

ADVENTURE

EXTRA

1 Find and circle. Then write and answer Yes or No. 

ride a horse i walk drune climb as swim b jump flyk dance e


Can you r _ _ _ _ _ ? _____

2 Read and match. Then write. 

1 I've got four legs but I can't run.




2 I haven't got fins but I can swim.



3 I haven't got legs but I can climb.



4 I've got feet, but I can't walk.




5 I _____ wings but I _____ fly.

1 Pupils find the names of the activities in the word snake and circle them. Then they complete the question with the leftover letters and answer Yes or No.
 2 Pupils read the puzzles and draw lines to match the puzzles to the correct pictures. Then they complete the last puzzle.



He likes cheese!


1 Find and write.



2 Write the words. What doesn't the girl like? Write.



1										
		2								
3										
		4								
5										
		6								
				7						
				8						



She doesn't like _____.

1 Pupils work out the coded message and write the solution.
 2 Pupils write the correct words in the grid and complete the sentence with the secret word.

Our world



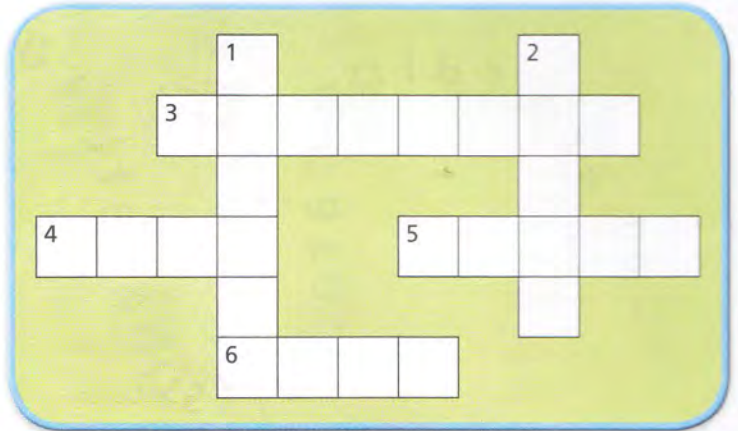

UNIT

7

ADVENTURE

EXTRA

1 Write the words.



2 Count and write.

1	+	= <u>There are five planes.</u>
2	-	= _____
3	+	= _____
4	-	= _____
5	+	= _____

1 Pupils solve the crossword.
2 Pupils do the calculations and write the results in full sentences.



What's he wearing?

1 Find and circle. Then write and draw. 

sun hat w rain coats shorts jacket / train ers jeans scarf sbelt



She's wearing yellow _____.

2 Colour and write. 



He's wearing blue _____ and a red _____.

He's wearing black _____. She's wearing red _____,

a blue _____, green _____ and a purple _____.

1 Pupils find the names of items of clothing in the word snake and circle them. Then they complete the sentence with the leftover letters and complete the drawing.
 2 Pupils colour the picture in according to the key and complete the sentences accordingly.

Picture dictionary

Colours



black blue brown green grey orange pink purple red white yellow

Numbers



1 one 2 two 3 three 4 four 5 five 6 six 7 seven 8 eight 9 nine 10 ten
11 eleven 12 twelve 13 thirteen 14 fourteen 15 fifteen 16 sixteen 17 seventeen 18 eighteen 19 nineteen 20 twenty

Unit 1 My favourite things



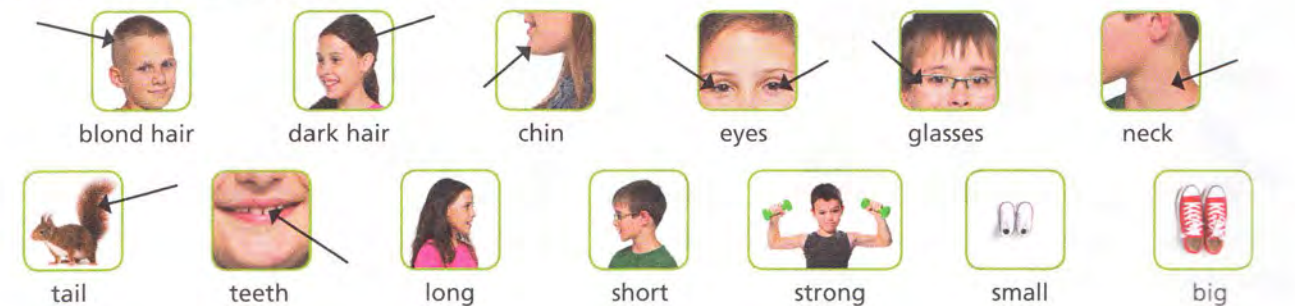
ball bat bike computer computer game doll kite robot scooter spaceship teddy bear TV watch

Unit 2 My family



aunt brother cousins dad family grandma grandad mum sister uncle

Unit 3 My body and face



blond hair dark hair chin eyes glasses neck tail teeth long short strong small big

Unit 4 My room



armchair bath bed box carpet cupboard curtain floor lamp mirror in on next to under

Unit 5 I can jump!



climb



dance



fly



jump



ride
a bike



ride
a horse



run



swim



walk



bear



bird



elephant



fish



monkey



snake



tiger

Unit 6 He likes cheese!



carrots



chocolate



grapes



ice cream



mushrooms



onions



peas



soup



strawberries



tomatoes

Unit 7 Our world



field



forest



lake



mountain



river



town



boat



bus



car



lorry



plane



tractor



train

Unit 8 What's he wearing?



belt



boots



dress



jacket



jeans



raincoat



scarf



shirt



shoes



shorts



skirt



socks



sun hat



trainers



T-shirt



wellies

Halloween



broomstick



mask



monster



spider



wizard



candle



reindeer



star

Pancake Day



flour



lemon



pan



pancake



sugar



basket



bench



chocolate
egg



nest



sweets

Christmas

Easter

May Day



crown



leaves



ribbons



maypole

Unit 1 My favourite things



Unit 5 I can jump!



Unit 2 My family



Unit 6 He likes cheese!



Unit 3 My body and face



Unit 7 Our world



Unit 4 My room



Unit 8 What's he wearing?



Pearson Education Limited

Edinburgh Gate
Harlow
Essex CM20 2JE
England
and Associated Companies throughout the world.

www.pearsonELT.com

© Pearson Education Limited 2015

Copyright © 2015 Disney Enterprises, Inc. All rights reserved.
Pixar characters and artwork Copyright © Disney and Pixar

The rights of Viv Lambert and Anne Worrall to be identified as authors of this work have been asserted by them in accordance with the Copyright, Designs and Patents Act 1988.

All rights reserved; no part of this publication may be reproduced, stored in a retrieval system, or transmitted in any form or by any means, electronic, mechanical, photocopying, recording, or otherwise without the prior written permission of the Publishers.

First published 2015

New English Adventure GL 1 Activity Book and Songs CD Pack
ISBN 978-1-4479-9983-6

New English Adventure GL 1 Activity Book
ISBN 978-1-4479-4898-8

New English Adventure GL 1 Songs CD
ISBN 978-1-4479-4896-4

Set in Frutiger Lt Pro (75 Black, 55 Roman)

Printed in Slovakia by Neografia

Illustrated by Comicup and Nathalie Ortega.

The publisher would like to thank the following for their kind permission to reproduce their photographs:

123RF.com: Andreehast 79 (robot), Lammeyer 73, Carsten Reisinger 79 (spaceship); **Fotolia.com:** 80 (fly), Andriigorulko 80 (plane), Leonid Andronov 80 (train), ARochau 80 (ride a bike), Buriy 80 (carrots), 80 (ribbons), M. Camerin 80 (ride a horse), camrocker 79 (uncle), cedrov 80 (shirt), demidoff 80 (jacket), Denis 79 (armchair), Dmitry Vereshchagin 80 (boat), Eisenhans 80 (lorry), 80 (tractor), Elnur 80 (shorts), EM Art 80 (onions), Eskymaks 80 (flour), eyetronic 80 (elephant), f / 2.8 by ARC 79 (carpet), 80 (maypole), Jürgen Fälschle 80 (sweets), Michael Flippo 79 (bat), Focus Pocus Ltd 79 (big), 79 (small), fotomatrix 80 (candle), gitusk 80 (leaves), gt29 80 (star), Ivan Gusev 79 (kite), Guzel Studio 79 (ball), Hakuse420 80 (walk), Iko 10/1, 79 (mum), indigolotos 80 (chocolate egg), Eric Isselée 79 (tail), 80 (snake), Shino Iwamura 80 (bear), JackF 80 (monkey), 80 (reindeer), Jolopes 10/4, 79 (brother), K-U Häbler 80 (fish), kamonrat 80 (tiger), keerati 79 (box), Khvost 80 (T-shirt), Serhiy Kobaykov 79 (cousins), Vera Kuttelvaserova 10/5, 79 (grandma), Jörg Lantelme 80 (town), Mariesacha 79 (doll), MarkFGD 80 (mushrooms), Michaeljayberlin 10/2, 10/6, 79 (dad), 79 (grandad), modify260 79 (lamp), Monkey Business 80 (swim), Monstersparrow 79 (watch), V. Mrks 79 (game), nata777_7 80 (shoes), 80 (wellies), Nerthuz 80 (bus), NSergiy 10/3, 79 (sister), nuttapongg 80 (sun hat), okinawakasawa 79 (cupboard), paleka 43l, 79 (strong), Brad Pict 80 (chocolate), 80 (pancake), Pioneer 79 (scooter), Rawpixel 80 (car), Goce Risteski 43r, Olga Sapegina 80 (boots), sepy 79 (aunt), srki66 79 (bed), Syda Productions 18, Tatty 79 (bath), timonko 79 (curtain), Matka Wariatka 79 (family), Mara Zemgaliete 80 (soup), A Zhagunov 80 (dance); **Pearson Education Ltd:** Jules Selmes 80 (run), Rafal Trubisz 11, 12, 76, 79 (blond hair), 79 (chin), 79 (dark hair), 79 (eyes), 79 (glasses), 79 (long), 79 (neck), 79 (short), 79 (teeth); **Shutterstock.com:** Africa Studio 80 (socks), AM Studio 79 (teddy), Alena Brozova 80 (nest), Cdrin 80 (lake), Elnur 80 (crown), ene 80 (bird), fotogiunta 80 (sugar), Peter Graham 80 (forest), Greenland 80 (climb), Guzel Studio 80 (tomatoes), P. Hal 80 (strawberries), Ian 2010 80 (lemon), Ifong 80 (ice cream), Iko 79 (TV), Karkas 80 (belt), 80 (jeans), 80 (skirt), Brian Kinney 80 (pan), Sergiy Kuzmin 80 (bench), Mimo 80 (scarf), monika3steps 80 (dress), monticello 80 (basket), S. Oleg 79 (bike), Siamionau Pave 80 (trainers), Sergey Peterman 79 (computer), Polartern 80 (field), Daniel Prudek 80 (mountain), Ravi 80 (peas), Atiketta Sangasaeng 79 (mirror), Olga Sapegina 80 (jump), Roman Sigaev 80 (raincoat), SpaceKris 56, Straga 80 (river), Evgeniya Uvarova 79 (floor), Yasonya 80 (grapes)

All other images © Pearson Education

Every effort has been made to trace the copyright holders and we apologise in advance for any unintentional omissions. We would be pleased to insert the appropriate acknowledgement in any subsequent edition of this publication.

NEW

English Adventure

LEVEL 1

Are you ready for **new adventures** with Dusty? In the world of fun with English, you'll also meet Wreck-It Ralph and Vanellope von Schweetz, Merida and Remy.

Learning is magic!

New English Adventure brings you:

- **characters from the latest Disney/Pixar films** who encourage pupils to learn and remember English vocabulary and structures
- **exciting and colourful cartoon stories** which help revise new language as pupils follow the adventures of Mickey Mouse and his friends
- **stimulating activities and memorable songs** which cater to diverse educational needs
- **a wide range of components** allowing for delivery of motivating and varied lessons



Components:

- Pupil's Book with DVD
- Activity Book with Songs and Stories CD
- Teacher's Book
- Class Audio CDs
- IWB software
- Flashcards
- Story cards
- Posters
- Tests

Disney • PIXAR

PEARSON

ISBN 978-1-4479-9983-6



9 781447 999836 >