



Our Discovery Island



ACTIVITY BOOK



Linnette Ansel Erocak
Series Consultant Jeanne Perrett

Pearson Education Limited
Edinburgh Gate
Harlow
Essex CM20 2JE
England
and Associated Companies throughout the world.

Our Discovery Island™

www.ourdiscoveryisland.com

© Pearson Education Limited 2011

The *Our Discovery Island* series is an independent educational course published by Pearson Education Limited and is not affiliated with, or authorised, sponsored, or otherwise approved by Discovery Communications LLC or Discovery Education, Inc.

The rights of Linnette Ansel Erocak to be identified as author of this work have been asserted by her in accordance with the Copyright, Designs and Patents Act 1988.

All rights reserved; no part of this publication may be reproduced, stored in a retrieval system, or transmitted in any form or by any means, electronic, mechanical, photocopying, recording, or otherwise without the prior written permission of the Publishers.

First published 2011

ISBN: 978-1-4082-5126-3

Set in Fiendstar 17/21pt
Printed in Slovakia by Neografia

Illustration Acknowledgements

(Key: b-bottom; t-top)


Adam Clay 4t, 5t, 6, 9, 10tc, 20, 26, 35, 38t, 41t, 44, 51, 60, 61, 62; Sue King (Plum Pudding) 13, 16, 19, 23, 27, 41b, 45t, 47, 48, 52t, 54, 55, 59t; Marek Jagucki 10b, 17b, 24b, 31b, 38b, 45b, 52b, 59b; Katie McDee 2, 3, 4, 10b, 11, 12, 17, 18, 24b, 25, 31b, 32, 38b, 39, 40, 45b, 46, 52b, 53, 59b; Bill McGuire (Shannon Associates) 8, 15, 22, 29, 43, 36, 50, 57; Jackie Stafford 7, 14, 21, 24tc, 28, 31tc, 33, 34, 37, 42, 49, 56;




Tropical Island

ACTIVITY BOOK


Contents



Welcome	2
1 My toys	4
2 My family	11
3 My body	18
4 My face	25
5 Animals	32
6 Food	39
7 Clothes	46
8 Weather	53
Picture dictionary	60
Festivals	62



Welcome






Trace. Then read and match.

Hello, I'm Lindy.

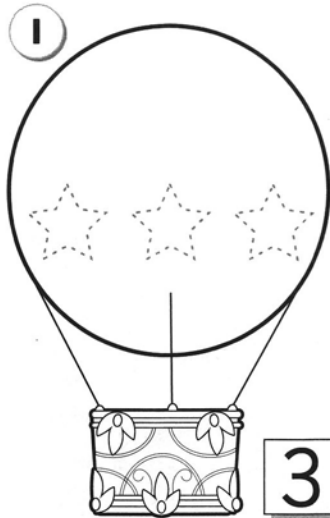
Hello, I'm Joe.

Hello, I'm Pippin.

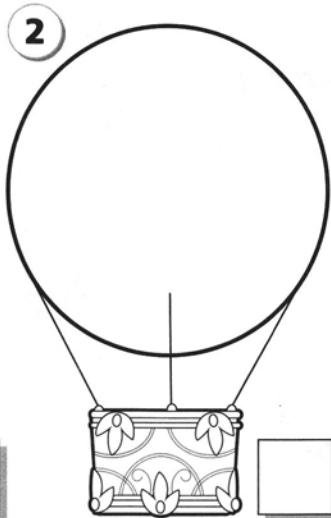
Hello, I'm Emily.



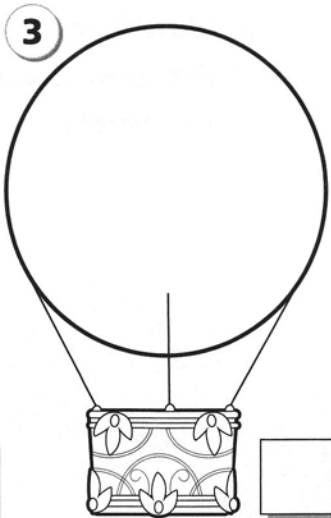
Write. Then draw and say.



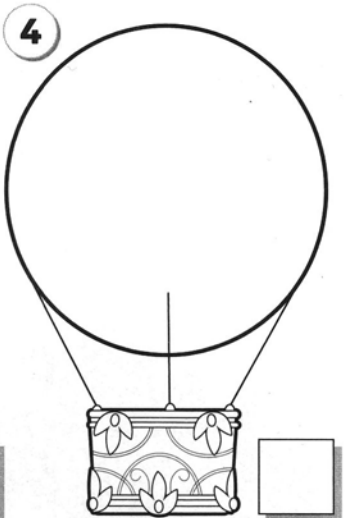
three



one




six



four

3



Trace. Then find and colour.

1 = red

2 = yellow

3 = green

4 = blue

5 = pink

6 = purple










I'm Pippin.

I

My toys



Match. Then trace and say.



It's a
car.

It's a
ball.

It's a
train.

It's a
doll.

It's a
bike.

2



Listen and ✓ or ✗. Then colour.

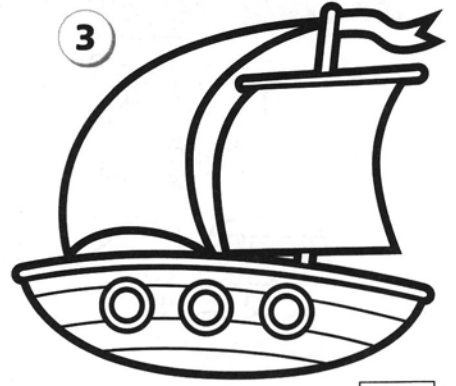
1



2



3



3



Trace. Then draw and colour.

1

It's a train.

It's red.

2

It's a bike.

It's blue.

3

It's a ball.

It's purple.

4

It's a car.

It's green.

5


It's a doll.

It's yellow.

6




It's a boat.

It's pink.




Match and say.

SONG




eighteen twelve




eleven nineteen





thirteen fifteen



twenty sixteen



fourteen seventeen



Find and count. Then write.

Start

Finish TOYS

How many balls? _____ balls.

SOUNDS FUN!

6




Listen and number.
Then trace and match.

frog

box

doll



pen



hen

ten

7




Find and colour.




8  Write.


doll ball car train boat




It's a ball.




It's a _____.





It's a _____.




It's a _____.




It's a _____.

9   Draw. Then number and say.



It's a doll. It's Princess Emily.



It's Pippin. He's a parrot.


MATHS


10

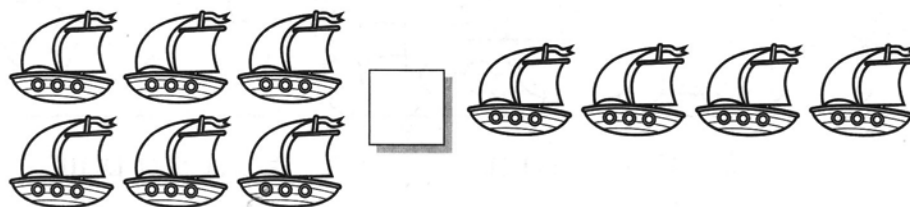


Listen and write.

1  = 4 dolls

2  = _____ trains

3  = _____ bike

4  = _____ boats

11



Write. Then say.

1 1 + 10 = 11

2 8 + 12 = _____


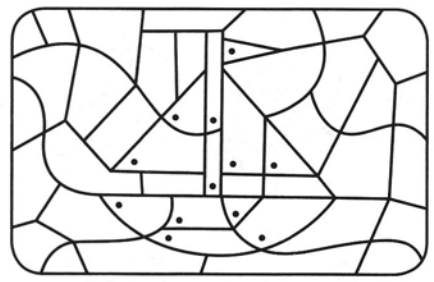

3 20 - 7 = _____

12



Read and colour.

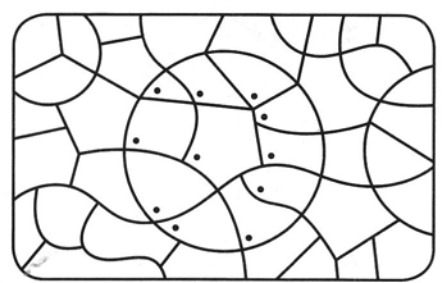
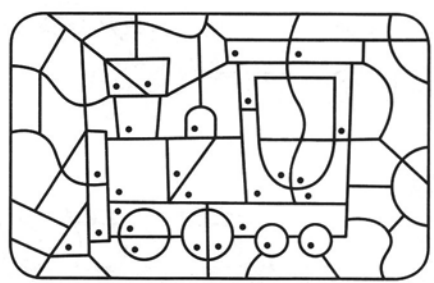

I CAN DO IT!



1 It's a car.
It's blue.

2 It's a boat.
It's yellow.

3 It's a doll.
It's purple.



4 It's a bike.
It's green.

5 It's a train.
It's orange.

6 It's a ball.
It's pink.

13





Find and stick. Then colour.

LOOK!




- 1 Ten dolls.
- 2 It's a train.
- 3 It's blue.




2 My family



Match. Then trace and say.



This is my family.



mum

granny

sister

dad

grandad


brother



2


Read. Then look and write.

house garden




Where's my mum?

In the garden.




Where's my brother?

In the _____.



Where's my sister?

In the _____.




Where's my dad?

In the _____.



Where's my granddad?

In the _____.




Where's my granny?

In the _____.

SONG

3   Listen and match.



Where's my ... ?



living room kitchen
~~bedroom~~ bathroom

4   Now circle and write.
 Then say.

- 1 Where's my sister? He's / She's in the bedroom.
- 2 Where's my brother? He's / She's in the _____.
- 3 Where's my granny? He's / She's in the _____.
- 4 Where's my grandad? He's / She's in the _____.

SOUNDS FUN!

5



Listen and match.
Then trace.

1



2




3



4



5



mum

dad

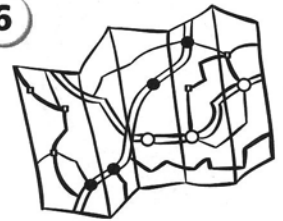
bus

van

bug

map

6




6



Listen and circle the odd one out.

1



2



3

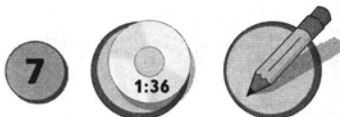


4




10

STORY



Listen and number.



my mum



my dad



my sister



my brother





my grandad



my granny



Write. Then match and say.



brother ~~dad~~ grandad

My dad.


Who's missing?



My _____.



My _____.



SOCIAL SCIENCE




9 Number. Then write and say.

mum dad granny grandad brother sister baby



1

_____ baby _____









10 Read and ✓. Then trace and say.











He's young.

She's old.

I CAN DO IT!



Read and look. Then write.



1 Where's my mum? She's in the bedroom.

2 Where's my _____? He's in the kitchen.


3 Where's my _____? She's in the living room.

4 Where's my _____? He's in the bathroom.


- mum
- granny
- dad
- brother



Find and stick.



- LOOK!**
- 1 Where's my mum?
 - 2 She's in the kitchen.
 - 3 He's in the house.



3 My body



Match. Then trace and say.

arms

legs


hands

feet

fingers

toes

head





Look and write. Then trace and say.

hands body toes arms legs feet



Wave your arms.



Clap your hands.



Move your legs.




Shake your body.



Stamp your feet.



Touch your toes.




3 Read and find. Then colour.


SONG

I've got three arms and three hands. I've got nine fingers. I've got two legs, four feet and eight toes. I'm green.



1



2



3



4 Listen and write. Then draw.

1 I've got four arms.

2 I've got _____ legs.


3 I've got _____ hands.

4 I've got _____ feet.

5 I've got _____ fingers.

6 I've got _____ toes.



7 I'm _____.



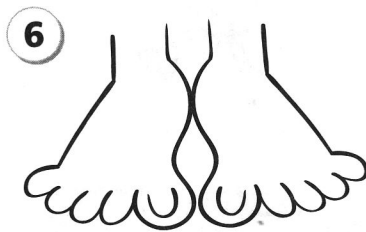

SOUNDS FUN!



Listen and match.
Then trace.



feet fish
three sister

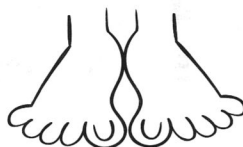
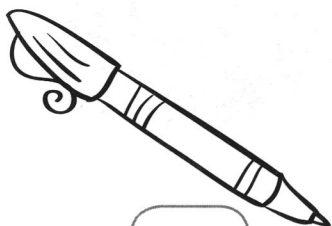
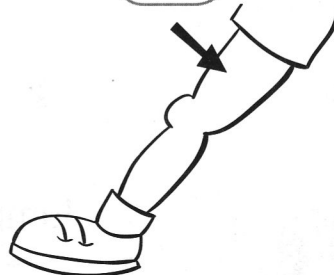




green pink



Match. Then listen and check.

fish hand leg three



pen six feet van

STORY

7



Listen and match.

Jump! Jump!

Hello! My name's Frank.




I'm hot!




8



Read and number.



- 1 Jump.
- 2 Stamp your feet.
- 3 Touch your toes.
- 4 Shake your body.
- 5 Clap your hands.





Look and write. Then say.

dance jump swim


1



2



3



Read and find. Then number.

5

Wave your arms.

Jump.

Clap your hands.

Touch your toes.

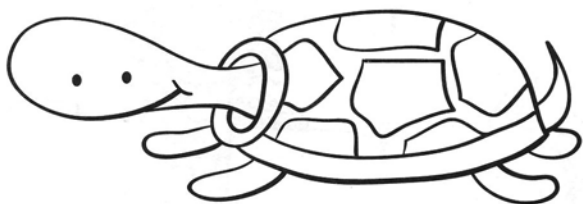
Dance.





Look and write. Then say.

six hands eight body two toes one arms



1 I've got one body.

2 I've got _____.




3 I've got _____.

4 I've got _____.





Find and stick.



LOOK!

- 1 I've got ten fingers.
- 2 Clap your hands.
- 3 Jump.




4 My face


1



Look and write. Then say.

face eyes ears nose mouth hair





Read and match.


1



2



3



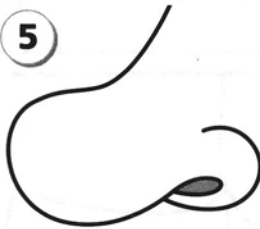
small eyes
big eyes
long hair

short hair
a big nose
a small nose

4



5




6



Read. Then look and write.

1



2



I've got big eyes.

I've got short hair.

I've got a big nose.

I've got long hair.


I've got small eyes.

I've got a big mouth.

4



Listen and colour.



5



Read. Then look and circle.

- 1 She's got big eyes. Yes / No
- 2 He's got long hair. Yes / No
- 3 She's got a small mouth. Yes / No
- 4 He's got a small nose. Yes / No
- 5 She's got short hair. Yes / No

6



Listen and number.
Then trace.

SOUNDS FUN!

clothes


nose

old

baby

play

shapes




7




Find and colour. Then say.

o = red


a = blue




8



Draw and say.




9




Read and match.

He's got a big nose.
 She's got big eyes.
 He's got a small mouth.
 She's got long hair.

1



2



3



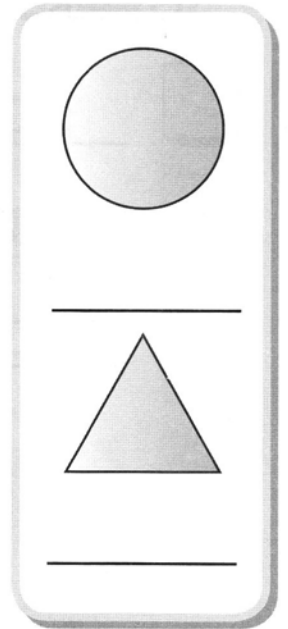


4



10



Count and write.
Then say.



11




Listen. Then look and circle.

1 Yes / No 2 Yes / No 3 Yes / No 4 Yes / No

12



Draw. Then write and say.



It's a _____.

13



Read. Then look and write.

I CAN DO IT!

long big small short small

He's got short hair.

She's got _____ eyes.

He's got a _____ mouth.


She's got _____ hair.

He's got _____ ears.

1



2






14



Find and stick.

LOOK!

- 1 He's got a small nose.
- 2 She's got long hair.
- 3 It's a circle.



5 Animals



What's missing? Write. Then draw and say.

hen horse cow goat duck sheep

1
goat


2

3

4





5

6


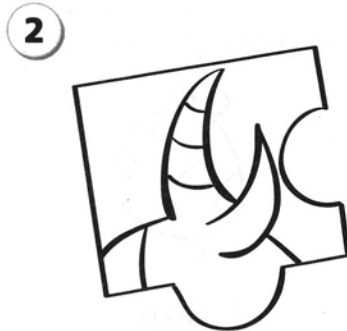





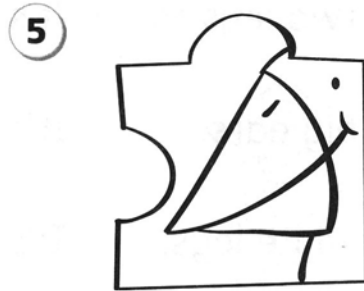

Colour. Then say.




Look at Activity 2. Then read and write Yes or No.



Is it a horse? Yes Is it a cow? _____ Is it a sheep? _____




Is it a duck? _____ Is it a goat? _____




Look and write.
Then listen and colour.

SONG


cat frog duck horse



horse




Read. Then look and write.



dog



hen



sheep


- 1 It's got two legs. It's a hen.
- 2 It's got big ears. It's a _____.
- 3 It's got white legs. It's a _____.
- 4 It's got a black face. It's a _____.

6



Listen and match.
Then trace.

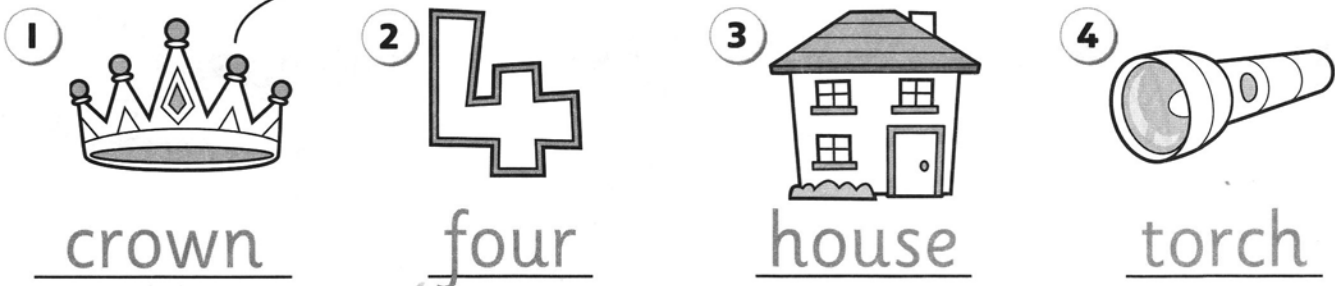
SOUNDS FUN!



horse



cow



1



crown

2



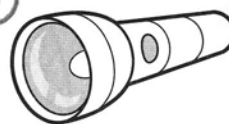
four

3



house

4



torch

7




Listen and circle two words.

horse



cow




1 eye torch arm four

2 jump brown mouth orange

goat



duck



3 nose three clothes dad

4 crown mum bug head


8



Listen and write. Then draw.

STORY

duck sheep cow parrot

1  It's a duck !

2 It's a _____ !

3 It's a _____ !

4 It's a _____ !

9




Read and match.

1 It's got two legs. It's thin.

2 It's got wings. It's got big eyes.

3 It's got four legs. It's got a black face.

4 It's got four legs. It's fat.




SCIENCE

10



Match. Then trace
and say.

1



bat

cow


2



horse

owl

3




duck

fox

4



5



6



11




Draw animals from Activity 10.
Then listen and check.

day



night







12

Look and write. Then say.

horse big small four two duck



1 It's big.

4 It's _____.

2 It's got _____ legs.

5 It's got _____ legs.

3 It's a _____.

6 It's a _____.






13


Find and stick. Then colour.

LOOK!

- 1 It's fat.
- 2 It's got four legs.
- 3 Is it a cow?

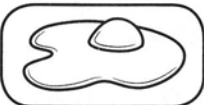










6 Food



Look and write. Then draw and say.

pizza banana chicken apple fish egg salad rice

1	egg		<input checked="" type="checkbox"/>
2	_____		<input type="checkbox"/>
3	_____		<input type="checkbox"/>
4	_____		<input checked="" type="checkbox"/>
5	_____		<input checked="" type="checkbox"/>
6	_____		<input checked="" type="checkbox"/>
7	_____		<input type="checkbox"/>
8	_____		<input checked="" type="checkbox"/>




2




Look and write. Then say.

chicken eggs bananas apples



1 I like chicken.

2 I like _____.




3 I like _____.

4 I like _____.

3









Read and look. Then circle and say.











chicken apples salad pizza bananas rice fish eggs




SONG




4   Listen and draw.

1   2   3  

4   5   6  

5   Find and write. Then say.


1  I like ...  


2  I don't like ...  

salad pizza eggs fish



1 I like fish and _____.

2 I don't like _____ or _____.

6  Find and colour.



bike rice mice

7   Listen and match. Then say.

finger

sister

rice

white

white

fish

chicken

bike

mice



8 Read and circle. Then say.

STORY



1 I like / don't like apples.



2 I like / don't like fish.



3 I like / don't like pizza.



4 I like / don't like cake.



9 Read and circle Yes or No.



1 I like Pippin. Yes / No

2 I don't like parrots. Yes / No

3 Pippin is my friend. Yes / No

4 It's my birthday. Yes / No


10




Read. Then look and number.


SOCIAL SCIENCE

- 1 I like toast and bananas for breakfast.
- 2 I like cereal for breakfast.
- 3 I like pizza for lunch.
- 4 I like fish and salad for dinner.





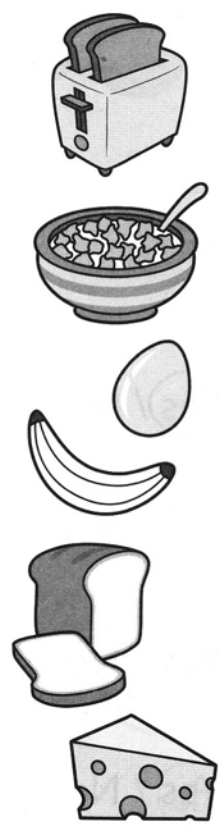





11



Find and circle.



c	h	e	e	s	e	f	a	c
r	p	i	z	z	a	i	p	h
i	t	o	a	s	t	s	p	i
c	e	r	e	a	l	h	l	c
e	d	s	a	l	a	d	e	k
g	f	b	a	n	a	n	a	e
g	r	b	r	e	a	d	h	n



I CAN DO IT!

12



Listen and circle.
Then write.



I like ...

cereal

chicken

cheese

fish

apples

salad



I don't like ...

toast

pizza

bread

bananas

eggs

rice

1 I like chicken

and _____.

2 I don't like _____

or _____.

13




Find and stick.



LOOK!

- 1 I like apples.
- 2 I don't like pizza.
- 3 I like toast for breakfast.



7 Clothes

I Find and colour. Then write.

△ = orange ○ = blue □ = red ☆ = pink ● = brown ■ = green



dress shoe T-shirt trousers socks skirt

1 an orange T-shirt

2 blue _____

3 a green _____

4 red _____

5 a brown _____

6 a pink _____



2

Read and number. Then colour.

1 I'm wearing yellow socks.

2 I'm wearing a red dress.


3 I'm wearing a black skirt.

4 I'm wearing purple trousers.



3

Read and colour. Then look and write.



blue



red



brown



yellow



green

orange

1 I'm wearing brown shoes and a _____ skirt.

2 I'm wearing a _____ T-shirt and _____ trousers.

3 I'm wearing a _____ dress and _____ socks.

4



Write. Then listen and check.

SONG

shoes school pyjamas T-shirt jumper bed boots pyjamas

1




Take off your pyjamas.

2



Put on your _____.

3



Put on your _____.

4



It's time for _____.

5



Take off your _____.

6




Take off your _____.

7



Put on your _____.

8





It's time for _____.

SOUNDS FUN!



Listen and match.
Then trace.



nurse
purple
bird
T-shirt
skirt



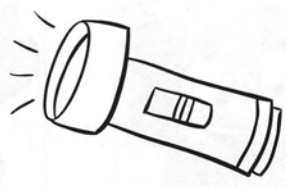


Match. Then listen and say.

bird

horse

mice

train



baby

skirt

torch

bike

STORY




7 Read. Then match and say.


I'm wearing pyjamas.

I'm wearing a dress.

I'm wearing a jumper.



Lindy




Emily



Joe



8 Draw.





Write. Then say.

SOCIAL SCIENCE

firefighter police officer nurse chef

1



2



3



4




I'm a nurse.

I'm a _____.

I'm a _____.

I'm a _____.



Read. Then find and number.

I'm wearing black trousers and black shoes.
I'm wearing a hat. **4**

I'm wearing a dress, a hat and black shoes.

I'm wearing a long coat and boots. I'm wearing a big hat.

I'm wearing a T-shirt and trousers. I'm wearing white shoes and a big hat.



Read. Then look and write.

I CAN DO IT!

trousers skirt jumper socks boots shoes hat T-shirt dress




I'm wearing

a dress,

a _____

and _____.



I'm wearing

a _____,

a _____

and _____.



I'm wearing

_____,

a _____

and _____.

12





Find and stick.



LOOK!

- 1 I'm wearing black boots.
- 2 Put on your shoes.
- 3 Take off your hat.




8 Weather



Look and read. Then circle and write.


cloudy sunny rainy snowy windy



Is it rainy?

Yes / No

It's sunny.



Is it windy?

Yes / No

It's _____.



Is it sunny?

Yes / No


It's _____.



Is it cloudy?

Yes / No

It's _____.



Is it snowy?

Yes / No

It's _____.

2



Ask and answer. Write Yes or No.

Do you like rainy days?



No.





Do you like ...	Me	My friend, _____
... rainy days?		
... sunny days?		
... cloudy days?		
... snowy days?		
... windy days?		

3



What do you like? Draw, write and say.

sunny cloudy snowy windy rainy



1 I like _____ days.


2 I don't like _____ days.

4




Look. Then read and number.

SONG




Picture 1



Picture 2



- | | |
|---|--|
| 1 It's cloudy. <input type="checkbox"/> | 6 I'm wearing a T-shirt and trousers. <input type="checkbox"/> |
| 2 I've got a train. <input type="checkbox"/> | 7 I like pizza. <input type="checkbox"/> |
| 3 I'm wearing a dress. <input type="checkbox"/> | 8 I like chicken. <input type="checkbox"/> |
| 4 I've got a doll. <input type="checkbox"/> | 9 Look at my dog. It's big. <input type="checkbox"/> |
| 5 It's sunny. <input type="checkbox"/> | 10 I'm wearing boots. <input type="checkbox"/> |
















SOUNDS FUN!

5  Find and colour.



scooter blue boot shoe two moose

6   Listen and circle the odd one out.

1				
2				2
3				
4				


STORY

7  Read and match.

But Pippin's
my friend.

Wow! You're
the Princess!


My new friends.
Joe and Lindy.



8  Draw and write. Then say.

Now I've got
four friends!

Hello, I'm
_____.






Look and write.
Then listen and check.

Saturday Tuesday Thursday Wednesday

Monday	_____
Tuesday	Friday
_____	_____
	Sunday



Read. Then look and ✓ or X.

Monday	Tuesday	Wednesday	Thursday	Friday	Saturday	Sunday


- | | | | |
|------------------------------|-------------------------------------|------------------------------|--------------------------|
| 1 It's Tuesday. It's windy. | <input checked="" type="checkbox"/> | 4 It's Saturday. It's rainy. | <input type="checkbox"/> |
| 2 It's Thursday. It's rainy. | <input type="checkbox"/> | 5 It's Monday. It's snowy. | <input type="checkbox"/> |
| 3 It's Sunday. It's cloudy. | <input type="checkbox"/> | 6 It's Friday. It's sunny. | <input type="checkbox"/> |

I CAN DO IT!



Read. Then find and write.

windy sunny cloudy snowy



He's in the garden.
It's windy.


3

She's got a bike.
It's _____.

I'm wearing big boots!
It's _____.


I'm wearing a jumper.
It's _____.

12 **Stick** Find and stick.



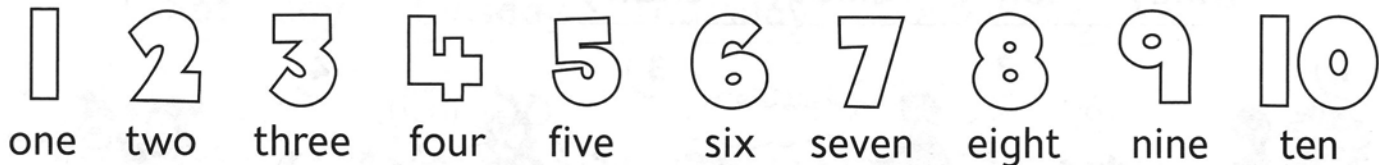
LOOK!

- 1 It's windy.
- 2 I like snowy days.
- 3 Do you like rainy days?

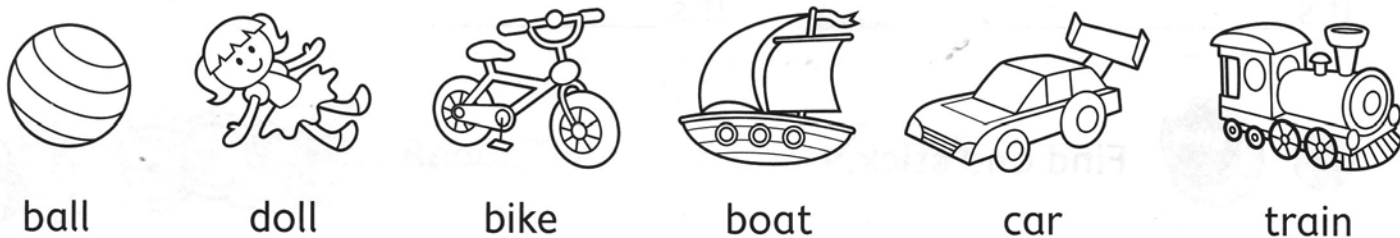


Picture dictionary


Numbers



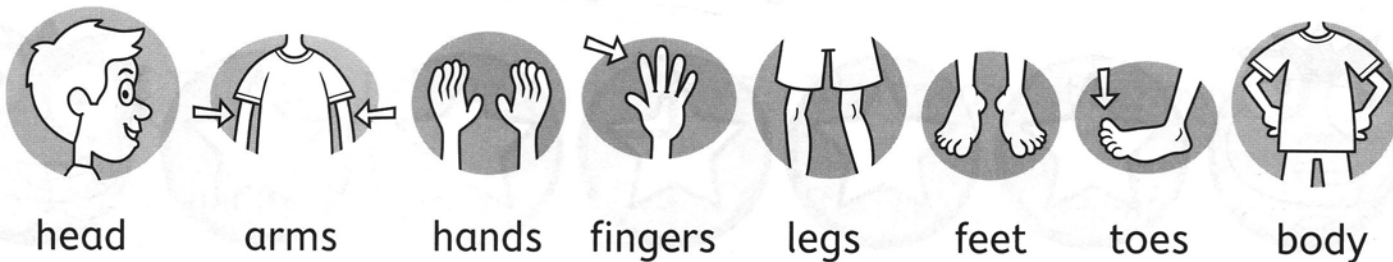
My toys



My home




My body



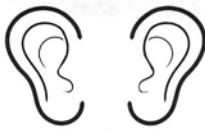
My face



face



eyes




ears



nose




mouth



hair

Animals



cow



horse



goat



sheep



duck



hen



cat




dog

Food



apple



fish



banana



pizza



chicken



rice



egg



bread



cheese



salad

Clothes



T-shirt



skirt



socks



shoes



trousers




dress

Weather




rainy



sunny



cloudy





snowy



windy

Christmas

1   Match. Then trace and say.




stocking

star

Santa

Christmas tree

present

2  Look and colour.


1 = red 2 = green 3 = black 4 = blue 5 = yellow



Valentine's Day

1  Write the words.

balloon flowers heart
card chocolates



2  Draw a present for a friend.

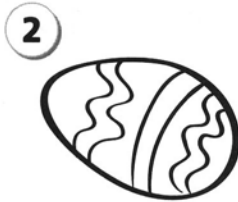
Here's a present

for _____.



Easter

1   Match. Then trace and say.







egg

chick

rabbit

flower



2   Read. Then count and write.



1 How many chicks?

3 How many flowers?

2 How many eggs?

4 How many rabbits?

Tropical Island



Welcome to *Our Discovery Island*, a six-level primary English series that engages children in 21st century learning. Inspire every one of your pupils to learn English!

Our Discovery Island...

- **Reaches:** Online adventures on themed islands develop the cognitive, emotional, and social skills of the **whole learner**.
- **Teaches:** Links to daily life through cross-curricular connections and authentic texts **immerse** pupils in English.
- **Gets Results:** Guided communication, collaboration, fun characters and engaging stories **motivate** and make learning English more exciting than ever before!

Help us find
Princess Emily!



with CD-ROM



www.ourdiscoveryisland.com

ISBN 978-1-4082-5126-3



9 781408 251263 >