





BIG ENGLISH 2






ALWAYS LEARNING

PEARSON




Contents

	2
	12
	22

Checkpoint Units 1–3 32

	34
	44
	54

Checkpoint Units 4–6 64

	66
	76
	86

Checkpoint Units 7–9 96

Extra Grammar Practice 98

My Big English World 107

BIG ENGLISH



Song



From the mountaintops to the bottom of the sea,
From a big blue whale to a baby bumblebee—
If you're big, if you're small, you can have it all,
And you can be anything you want to be!



It's bigger than you. It's bigger than me.
There's so much to do, and there's so much to see!
The world is big and beautiful, and so are we!
Think big! Dream big! Big English!



So in every land, from the desert to the sea,
We can all join hands and be one big family.
If we love, if we care, we can go anywhere!
The world belongs to everyone; it's ours to share.



It's bigger than you. It's bigger than me.
There's so much to do, and there's so much to see!
The world is big and beautiful, and so are we!
Think big! Dream big! Big English!



It's bigger than you. It's bigger than me.
There's so much to do, and there's so much to see!
The world is big and beautiful and waiting for me . . .
a one, two, three . . .

Think big! Dream big! Big English!



In My Classroom

1 Listen and sing. Then match and write.

a.



b.



Peter

d.



My Classroom Song

Look! Here's my classroom.
And here are my friends!
Peter, Sara, and Bethany,
Penny, Jack, and Jen!


Peter is cutting paper.
Penny is reading a book.
Jack and Jen are coloring pictures.
Come on and take a look!

Bethany is waving.
She's saying "Hello."
We have fun and learn a lot.
You'll like my class, I know.

c.




2 Draw your classroom.





Listen and number.



Look at 3. Write.

cutting gluing listening talking using writing

1. They're talking about the picture.
2. She's _____ her name.
3. They're _____ to a story.
4. She's _____ shapes.
5. He's _____ the computer.
6. He's _____ shapes.

5 Read and write.

What's Maria Doing?

What's Maria doing?

She's cutting paper.

No, she isn't. She's using the computer.

No, she isn't. Look.

Now Maria is writing on the board.

1. How many Marias are in the class?

There are _____ Marias in the class.

2. What is one Maria doing?

She's _____ and _____.

3. What is the other Maria doing?


She's _____.

6 Find the words. Circle.

coloring counting cutting gluing
listening talking using writing

e	s	d	x	d	g	d	v	m	c
m	i	n	g	i	l	u	r	e	o
n	g	a	t	f	a	s	g	k	u
g	o	t	a	l	k	i	n	g	n
c	o	l	o	r	i	n	g	e	t
u	n	g	t	u	n	g	l	d	i
t	g	o	i	f	g	a	u	g	n
t	l	i	s	t	e	n	i	n	g
i	s	w	r	i	t	i	n	g	a
n	p	a	e	n	t	t	g	i	t
g	i	f	o	i	a	s	f	n	o

7 Listen. Follow the path.



What's he/she **doing**? He's /She's **reading** a book.

What **are** they **doing**? They're **gluing** pictures.

8 Match.

1.



a. gluing

3.



b. playing

2.



c. reading

4.



d. writing

9 Look at 8. Write the answers.

1. What are they doing?

They're reading a book.

2. What's she doing?

She is writing her name.


3. What's he doing?

He is gluing shapes.

4. What are they doing?

They are playing soccer.

10 Listen, look, and write.



What's he What's she are they He's She's They're




1. What are they doing? They're listening.
2. What's he doing? He's cutting.
3. _____ doing? _____ coloring.
4. What _____ doing? _____ talking.
5. _____ doing? _____ counting.

11 Look at 10. Read and check (✓).

- | | | |
|--------------|------------------------------------|--|
| 1. There are | <input type="checkbox"/> one ball. | <input type="checkbox"/> four backpacks. |
| 2. There is | <input type="checkbox"/> one ball. | <input type="checkbox"/> four backpacks. |

12 Write the word and the number.

equals minus plus


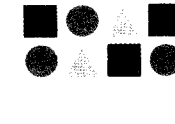

1.  +  = 

6 pencils _____ 6 pencils _____ 12 pencils.

2.  -  = 

10 balls _____ 5 balls _____ balls.

13 Write +, -, or = and the number.

1.  _____  _____ 

14 shapes _____ 8 shapes equals shapes.

2.  _____  _____ 

10 markers _____ 2 markers equals markers.

14 Listen. Write and circle.


1. 11 markers + / - 4 markers = markers

2. _____ pencils + / - _____ pencils = pencils

3. _____ books + / - _____ books = book

15 Listen and match. Complete the sentences.

1.



They are studying on water in...

a. a forest in Turkey.

2.



They are studying plants and flowers in...

b. a boat in Vietnam.

3.



They are studying in a tent, in...

c. a garden in the United States.

4.



They are studying trees and animals in...

d. a yurt, in England.

16 Look at 15. Circle.

1. How many classrooms are there?

There are **four** / **six** classrooms.

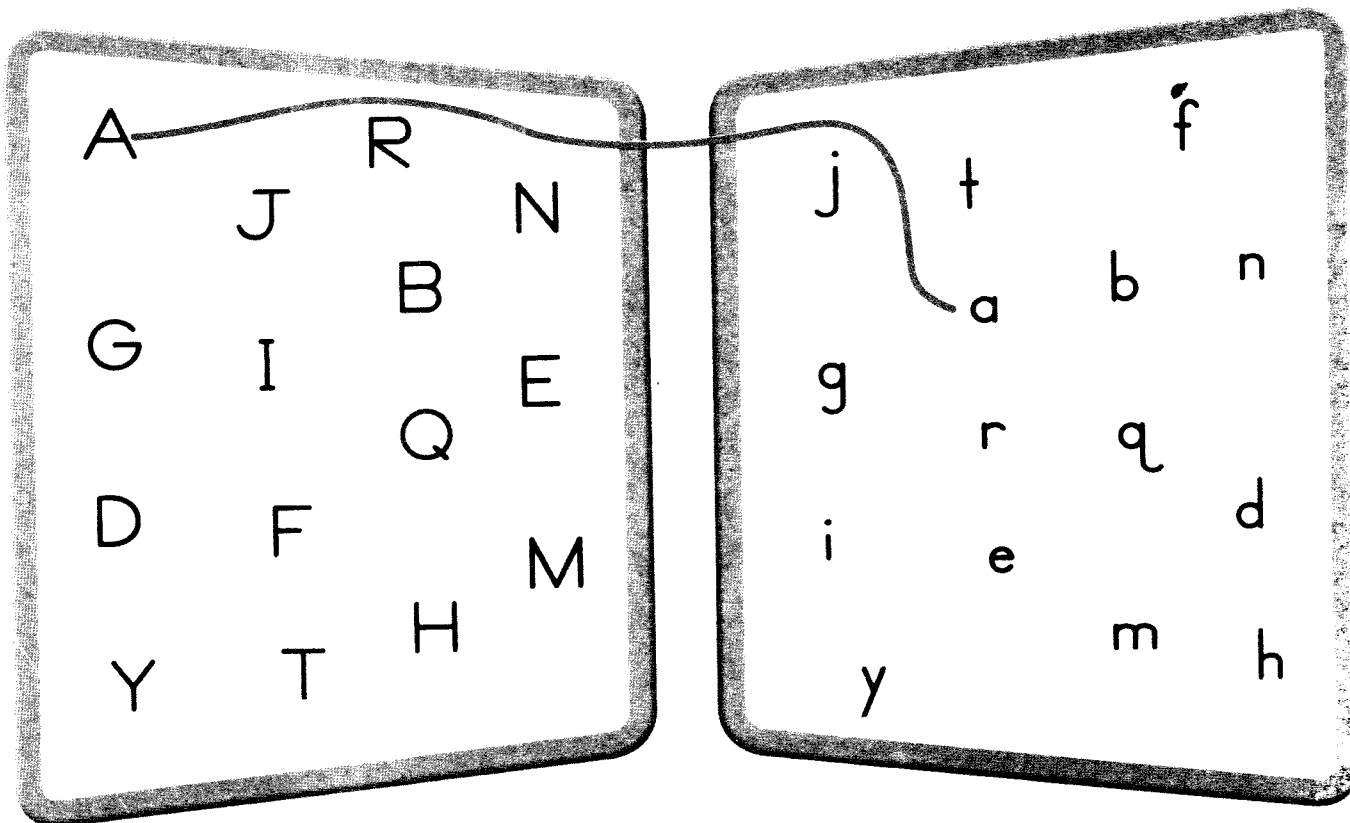
2. How many boats are there?

There is **one** / **two** boat.

3. How many tents are there?

There is **one** / **two** tent.

17 Match capital and small letters.




18 Who is in your family? Write four names. Underline the capital letters in the names.

mother	father	sister
brother	grandmother	grandfather

1. My mother's name is Julia.
2. My _____'s name is _____.
3. My _____'s name is _____.
4. My _____'s name is _____.

19 Look and write.

drawing playing singing using



1. What's she doing?

She's singing a song.

3. What's he doing?

He's drawing on the board.

2. What are they doing?

They're playing a game.

4. What are they doing?

They're using computers.

20 Count and write the numbers. Use *is* or *are*.

Our Classroom	
computer	
chairs	
boys	
girls	
teacher	

1. There is 1 computer.

2. There are 15 chairs.

3. There are 7 boys.


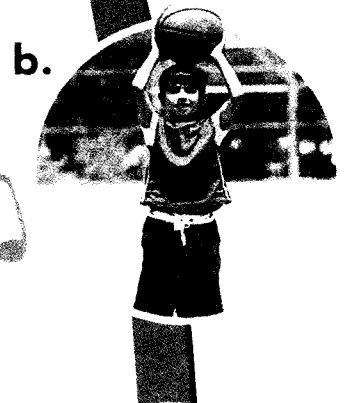
4. There are 7 girls.

5. There is 1 teacher.

Unit 2

Playground Fun

1 Listen and sing. Then match.




Come On and Play

We're playing on the playground.
There are lots of games to play.
Soccer, baseball, and basketball.
What do you want to play today?


Paul likes to play on the swings.
Vera likes to play on the slide.
We all like to play hide-and-seek.
Are you ready to run and hide?

We're playing on the playground.
It's always so much fun.
Come on and play with us.
We play with everyone!

2 Draw.



3 Read and match.



1. Pablo likes to ride a bike.

2. Jane likes to jump rope.

3. Gavin and Carrie like to skate.

4. Nadia and Sarah like to play baseball.

5. Tom and Jack like to skateboard.

4 Match.

1. in front of

2. between

3. next to

4. behind

a.




b.



c.



d.




5 Look and write.

We Like to Play Together

I like to jump rope. My sister likes to play soccer.



My brother likes to play basketball.



We like to play together, too.



1. What does she like to do?

2. What does her sister like to do?

3. What does her brother like to do?


4. What do they like to do?

6 Look and write.



Where are they?

behind between in front of next to



1. Zach is _____ Amy.
2. Amy is _____ Zach and Mark.
3. Tess is _____ Pat.
4. Pat is _____ Tess.

7 Look at 6. Read and circle.

1. Pat likes to **skate** / skateboard.
2. Amy likes to play **soccer** / basketball.
3. Zach and Dan like to play **soccer** / baseball.
4. Julia likes to **jump rope** / ride her bike.

What **does** he/she **like to do**? He/She **likes to skate**.

What **do** they **like to do**? They **like to fly kites**.



Write *do* or *does*. Then listen and match.

1. What _____ Miyoung
like to do?

2. What _____ Brian
and Jen like to do?

3. What _____ John
like to do?

4. What _____ Sue
like to do?

a.



b.



d.



c.



Look at 8. Write the answers.

1. Miyoung _____ ride her bike.

2. Brian and Jen _____ skate.


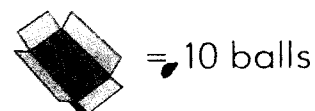
3. John _____ play baseball.

4. Sue _____ jump rope.

10 Follow the path. Count and write.

$$10 + 10 + 10 + 10 = 40 \text{ balls}$$

1. 40 balls

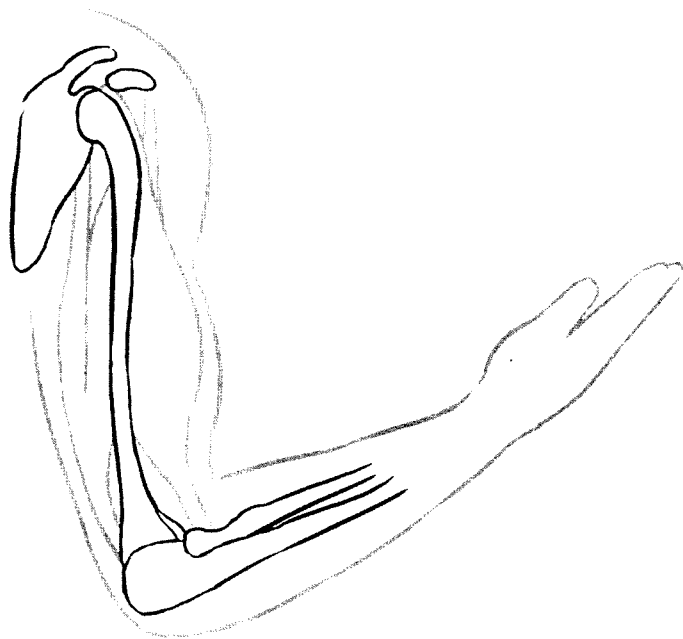


11 Look at 10. What do they like to do? Write.

jump rope play baseball ride a bike skate skateboard

1. They like to play baseball.
2. He likes to _____.
3. She likes to _____.
4. They like to _____.
5. She likes to _____.

12 Trace and match. Color the bones.



bone

muscle

11
13 Listen and circle.

1.

③	13
30	33

2.

7	27
37	72

3.

4	14
40	44

4.

6	16
26	62



- 14 Write one word with *m* in each box. Connect the numbers 1 to 5. What letter do you see?

arm

banana

down

game

marker

Mexico

name

next

run

• 2

• 4

• 3

• 1

• 5

arm

- 15 Listen. Write *m* or *n*. Use the words from 14.

1. There are three bones in your ar__.
2. May I use the __arker?
3. The ball is __ext to the bat.
4. She likes to ru__.
5. He's listening to __usic.
6. She's writing her __ame.

16 Circle ☺ or ☹. Match.

☺ playing safely

☹ Not playing safely

1.



a.

Right! Always wear a helmet.



2.



b.

Right! Always put one leg on each side.



3.



c.

Oh no! Always wear knee pads.



4.



d.

Right! Always sit down on the swing.



5.



e.

Oh no! Always slide with your feet in front of you.



17 Look and write. *Where is Milo?*

behind between
in front of next to

1. _____ 2. _____

3. _____ 4. _____

Let's play hide-and-seek!

18 Listen and match. Then write.

Mario Terry

Sarah Pete

1. What does Terry like to do? She likes to play basketball.
2. What does Pete like to do? He likes _____.
3. What does Sarah like to do? She likes _____.
4. What does Mario like to do? He likes _____.

In My House

1 Listen and sing. Circle the pictures from the song.

Where's My Jacket?

- 1** Where's my jacket, Mom?
Your jacket's on the chair.
The chair? Which chair?
There are chairs everywhere!
- 2** There's a chair in the living room,
And one in the bedroom, too.
There are chairs in the dining room.
I don't know which chair. Do you?
- 3** Your jacket's where you left it.
No need to look everywhere.
It's on the chair behind you.
You can find it right there!


a.




b.



a.




b.



a.



b.




2 Look in your house. Count and write the number.

1. There are _____ chairs in the living room.
2. There are _____ chairs in the bedroom.
3. There are _____ chairs in the kitchen.

3 Look. What's in the house? Circle the words.

bed closet DVD player refrigerator sofa table
chair dresser lamp sink stove tub




4 Look at 3. What's in the rooms? Write.

1. There's a _____, a _____, and a _____ in the bedroom.
2. There's a _____ in the living room.
3. There's a _____, a _____, and a _____ in the kitchen.

5 Read and circle.


A Family Visit

Tommy, who are they?



Oh, they're my aunt and uncle.

And they're my cousins. They're my aunt and uncle's children.




1. Who is she?



- a. She's Tommy's aunt.
- b. She's Tommy's mom.

2. Who are they?






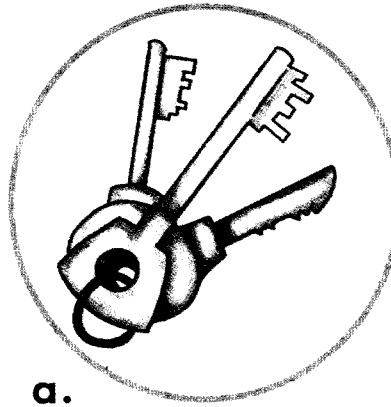

- a. They're Tommy's aunt and uncle.
- b. They're Tommy's cousins.

3. Who is he?



- a. He's Tommy's uncle.
- b. He's Tommy's dad.

6 Listen and match.



e. living room

f. bathroom

g. bedroom

h. kitchen

Grammar

Where's the TV?

It's on the table.

Where **are** the chairs?

They're in the living room.

7 Follow the path and match. Then write.

1. Where's the table?

It's next to

the sofa

2. _____ my keys?

_____ behind

the _____.

3. _____ his shoes?

_____ on


the _____.

4. _____ the stove?


_____ next to

the _____.


a.




b.



c.



d.



My mother's phone is on the dresser.

Ben's keys are on the table.

8 Write.

1. Danny



Danny's glasses

3. My mother




_____ computer

2. Suzie




_____ phone

4. Her brother



_____ bike

9 Read the puzzles. Look at 8. Then write.



1. It's behind the table, next to the chair. What is it?

Her brother's bike.

3. They're on the chair, next to the teddy bear. What are they?

2. It's on the table, behind the lamp. What is it?

4. It's on the dresser, next to the backpack. What is it?

10 Look and write *old* or *new*.



_____ tub




_____ phone



_____ typewriter



_____ jacket




_____ bike




_____ sewing machine



_____ phone



_____ refrigerator



_____ computer



_____ skates



Pam

We have many things at home.



Tim

We have many things, too.

11 Look at 10. Count and write the number.

1. There are _____ old things in Pam's house.
2. There are _____ new things in Pam's house.
3. There are _____ new things in Tim's house.

12 Write and match.

cook sleep wash

1. In Indonesia



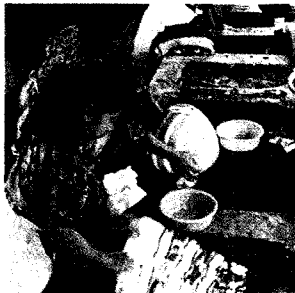
a. Some people _____
clothes in a stone sink.

2. In Mali




b. Some people _____
in a hammock.

3. In Guatemala



c. Some people _____
in a solar oven.

13 Where do you sleep? Draw.



14 Listen. Underline *f*. Circle *v*.

- | | | |
|------------|---------|----------|
| 1. friends | 2. sofa | 3. stove |
| 4. knife | 5. five | 6. wave |

15 Look and write. Use the words in 14.



2. →

3. →

5

4. →

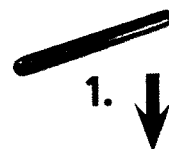


4				



3. ↓

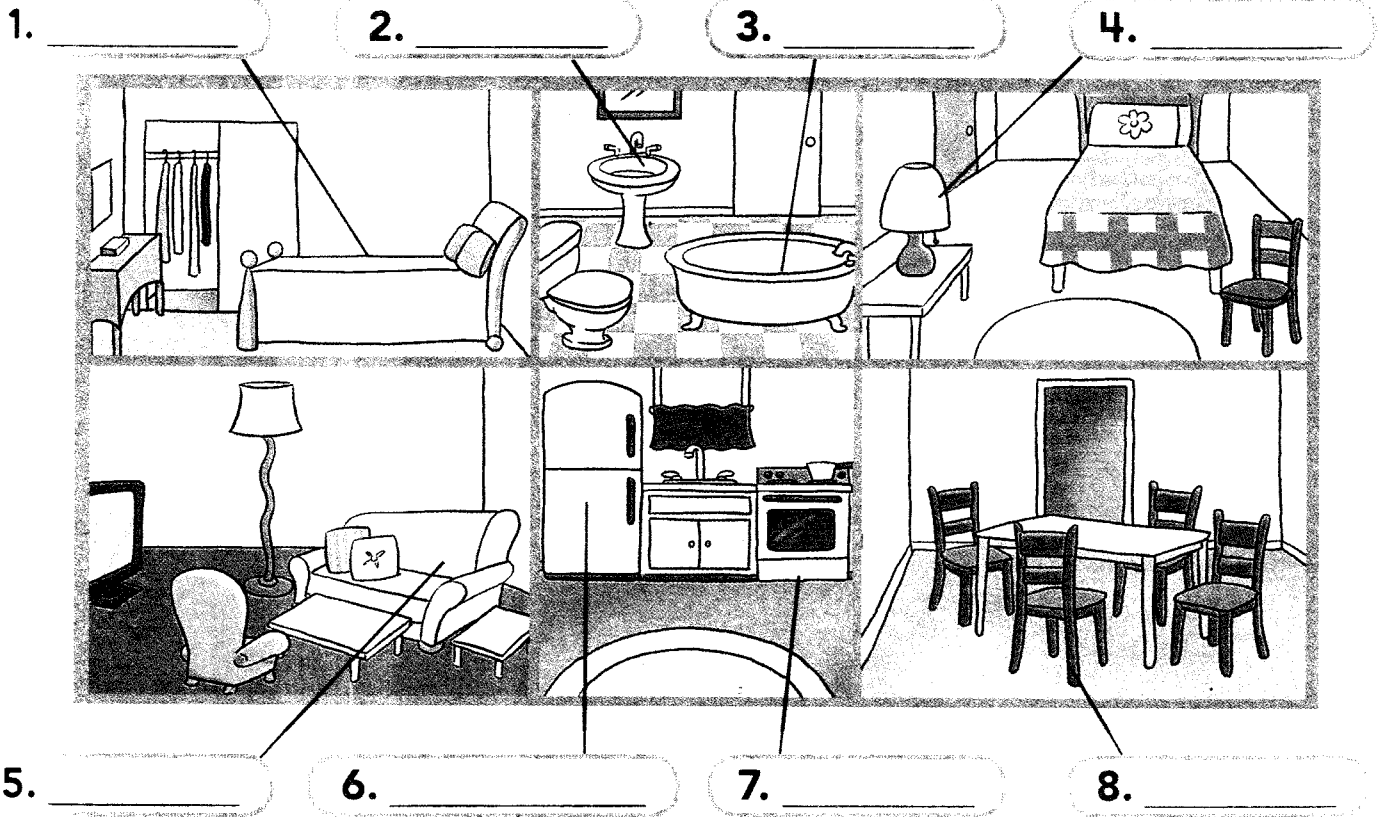
K
N
I
F
E



2. ↓

16 Look and write.

bed chair lamp refrigerator sink sofa stove tub



17 Look at 16. Match.

- | | |
|--------------------------|--|
| 1. Where's the stove? | a. They're in the dining room. |
| 2. Where's the tub? | b. It's in the kitchen next to the sink. |
| 3. Where are the chairs? | c. It's in the bathroom. |

18 Look at 16. Write.

1. What's in the kitchen?

There's a _____ and a _____.

2. What's in the bathroom?

There's a _____ and a _____.

Think Big

1 Look, find, and number.

2 Look and find. Circle.

At your school:


What do you do on the playground and in the classroom?

In your house:

What do you have in your bedroom?

3 Think big, look, and draw.

One thing is always in the bedroom, in the classroom, and on the playground. What is it?




4 In Your Classroom

Work in groups and share.

MY CLASSROOM

- ☐ 1 cutting paper
- ☐ 2 gluing shapes
- ☐ 3 using a computer



MY PLAYGROUND

- ☐ 4 play on the seesaw
- ☐ 5 play on the slide
- ☐ 6 play on the swings

MY HOUSE

- ☐ 7 a bed
- ☐ 8 a closet
- ☐ 9 a lamp






In My Town





Listen and sing. Circle the pictures from the song.

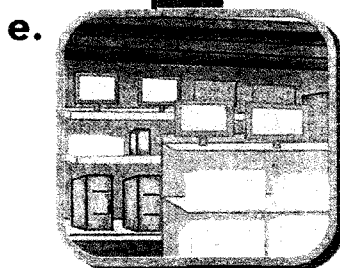
Maps Are Great!



Where's the bookstore?
I want to buy a book.
Here, I have a map.
Come on. Let's take a look!



The bookstore is on River Street.
It isn't far from us.
Do you want to walk there?
No, thanks! Let's take the bus!



I want to mail a letter, too.
Is there a post office? Do you know?
I'm looking at the map. Yes, there is.
It's near the bookstore. Come on. Let's go.



Maps are really great.
I use them every day.
In town or out of town,
They help me find my way!




What's in your town? Check (✓).

☐ bookstore

☐ post office

☐ bus stop

3 Look and circle.




1. The **bus stop** / **pizza restaurant** is on Elm Street.
2. The **gas station** / **movie theater** is on the corner of Market Street and Main Street.
3. The **bookstore** / **bank** is next to the train station.
4. The **supermarket** / **post office** is near the park on Park Street.

4 Look at 3. Write.

1. Where's the bookstore?
It's on the corner of _____ and _____.
2. Where's the train station?
It's next to the _____.
3. Where's the movie theater?
It's on the corner of _____ and _____.

5 Read and check (✓).

This Mall Has Everything!



1. Jenny's dad wants to

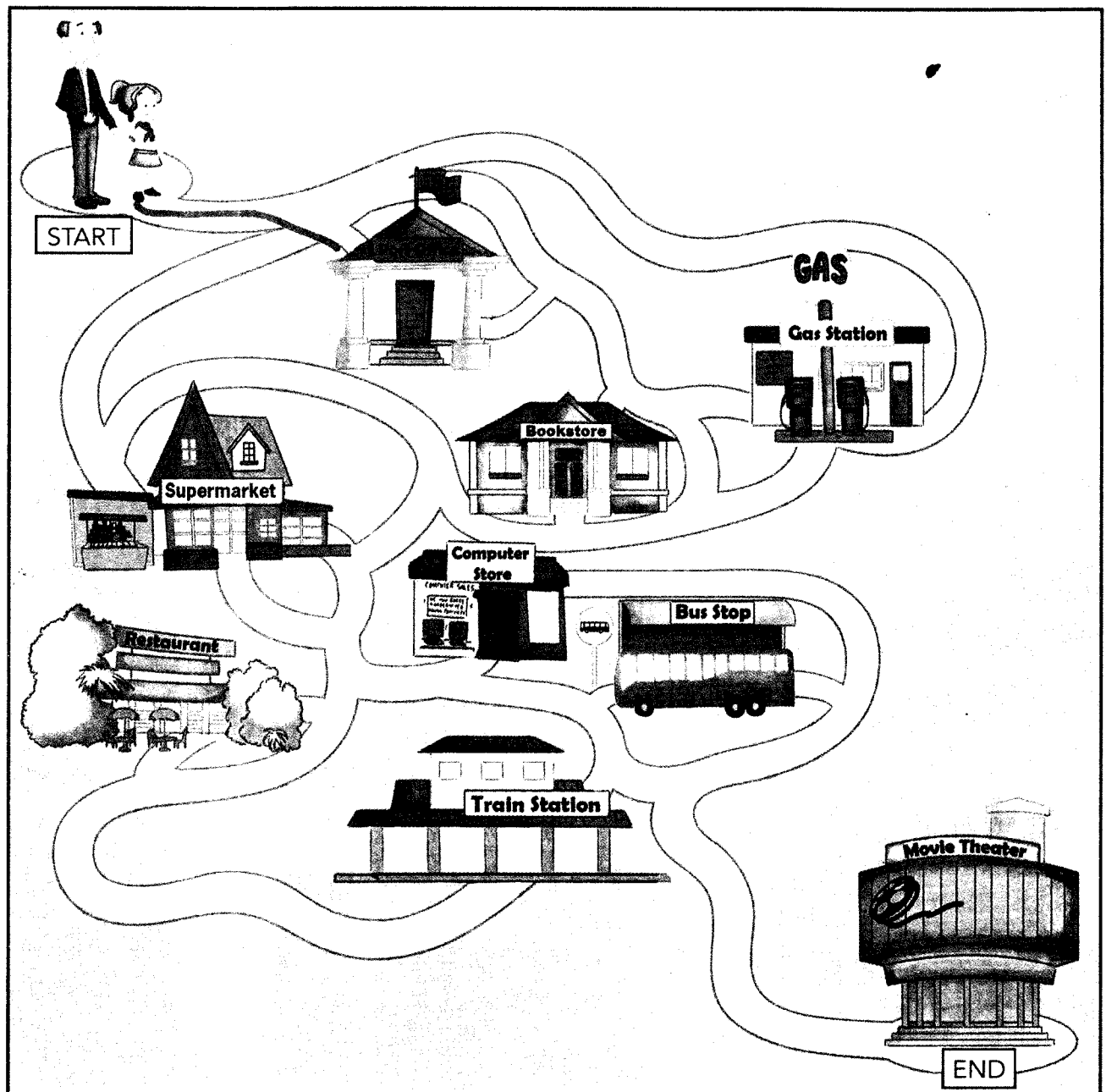
- ☐ buy a book.
- ☐ buy a new game.

2. Jenny wants to

- ☐ buy a computer.
- ☐ buy a new game.

18
6

Listen and follow the path.



7 Look at 6. Write.

Where do they go?

1. post office
2. _____
3. _____

4. _____
5. _____

I/We/They/You **want to** mail a letter. He/She **wants to** go to the park.


8 Look and write *wants to* or *want to*.




me



Amy



Lisa



my brother

1. I _____ eat
Chinese food.


2. Amy _____ take
a bus.

3. Lisa _____ ride on
a seesaw.

4. My brother _____
mail a letter.

9 Write.

the bookstore,
the toy store



the gas station,
the supermarket

I want to go to the
bookstore.

I _____


Mom _____

She _____

Is there a post office near here? Yes, there is.

Is there a bank on Elm Street? No, there isn't.

10 Draw. Add a post office and a bookstore.



11 Look at 10. Write *Yes, there is* or *No, there isn't*.

1. Is there a bus stop on Pine Street?

Yes, there is.

2. Is there a train station on Pine Street?

_____.

3. Is there a supermarket next to the post office?

_____.

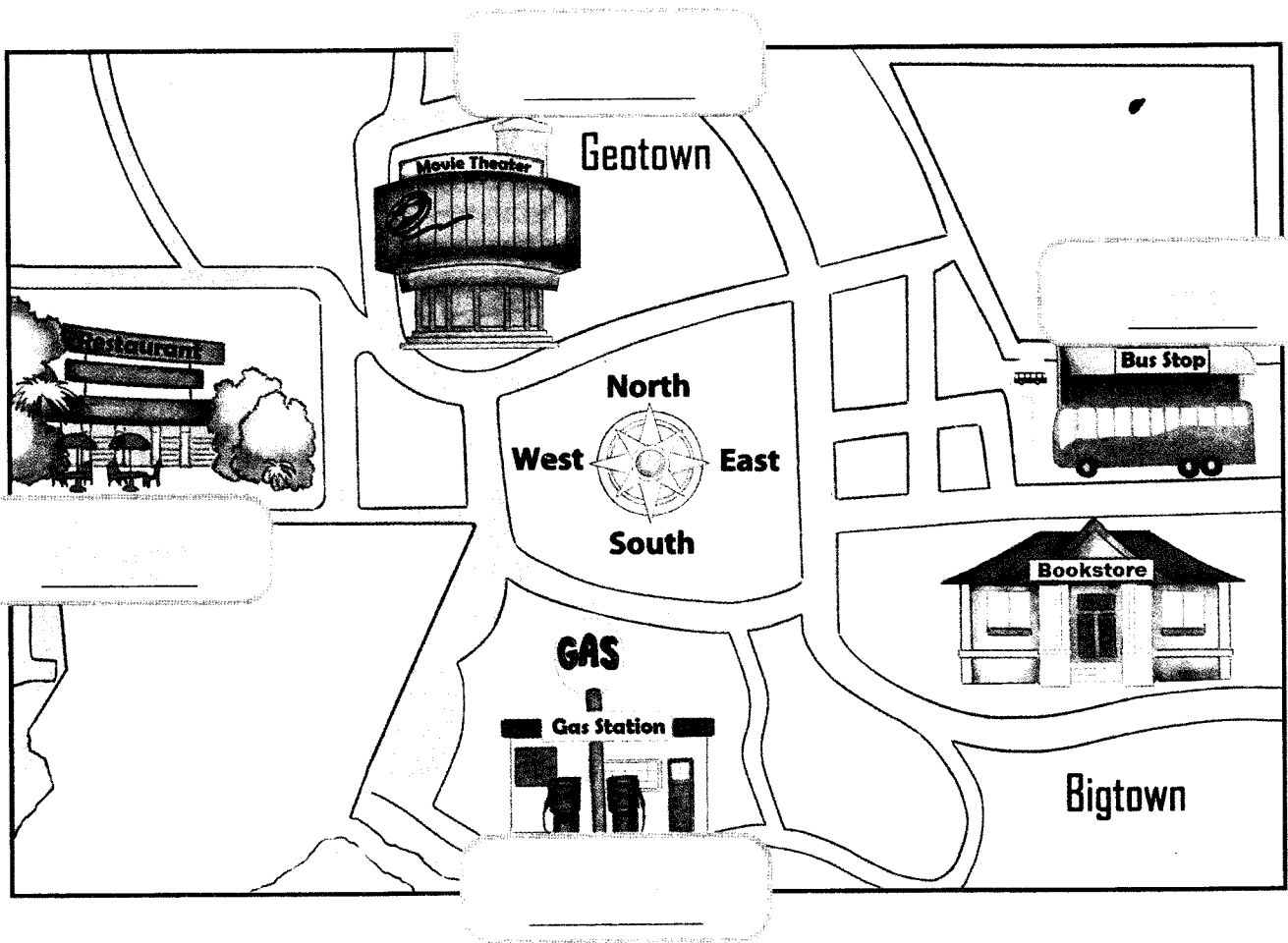
4. Is there a movie theater between the post office and the bookstore?

_____.

5. Is there a gas station near the bus stop?

_____.

12 Trace.



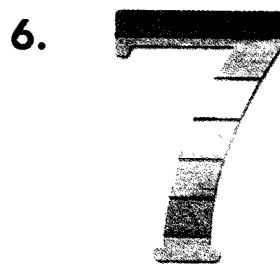



13 Look and write *north*, *south*, *east*, or *west*.

1. The movie theater is _____ of the gas station.
2. The restaurant is _____ of the movie theater.
3. The gas station is _____ of the movie theater.
4. The bus stop is _____ of the restaurant.
5. Geotown is _____ of Bigtown.

14 Read. Draw the supermarket and post office on the map.

1. The supermarket is west of the gas station.
2. The post office is north of the bus stop.

15 Match.



a. seven

b. seesaw

c. zero

d. zipper

e. bus

f. zebra

S

Z

16 Listen and look at the words in 15. Write.

1. _____ plus _____ equals seven.
2. Her school _____ is yellow.
3. I want to play on a _____ at the playground.
4. My jacket has a _____.
5. I saw a _____ at the zoo yesterday.

Values in Action | Cross the street safely.

17 Read. Then circle.

😊 = safe 😞 = not safe

1. Cross at the crosswalk.



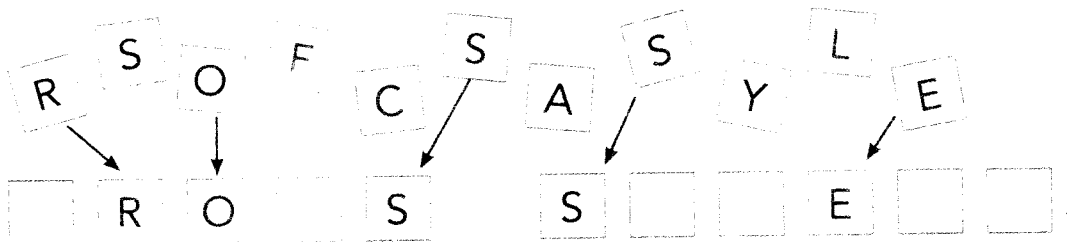
2. Wait for the WALK sign.



3. Look right, then left, before you cross the street.



18 Unscramble the letters.



19 Write *want* or *wants* and match. Draw the places on the map.

1. Mom and Dad want to buy food.

2. My grandmother _____ to see a movie.

3. I _____ to buy a book.


4. My brother _____ to mail a letter.

a. There's a bookstore north of our house.

b. There's a post office south of our house.

c. There's a movie theater east of our house.

d. There's a supermarket west of our house.



20 Look at 19. Write *Yes, there is* or *No, there isn't*.

1. Is there a gas station next to the restaurant?

_____.

3. Is there a bus stop near our house?

_____.

2. Is there a post office south of our house?

_____.


4. Is there a bookstore north of the post office?

_____.



My Dream Job


1 Listen and chant. Write.



pilot



actor



teacher



performer

What Job Do I Want?


What job do I want to do?
It's hard to choose just one.
I dream about so many jobs.
Imagining is fun!

I want to be a _____
And a _____, too.
Or maybe a _____.
What about you?

I want to be an _____,
And I want to be a _____.
I want to be a _____, too.
Then I can fly a jet!




vet



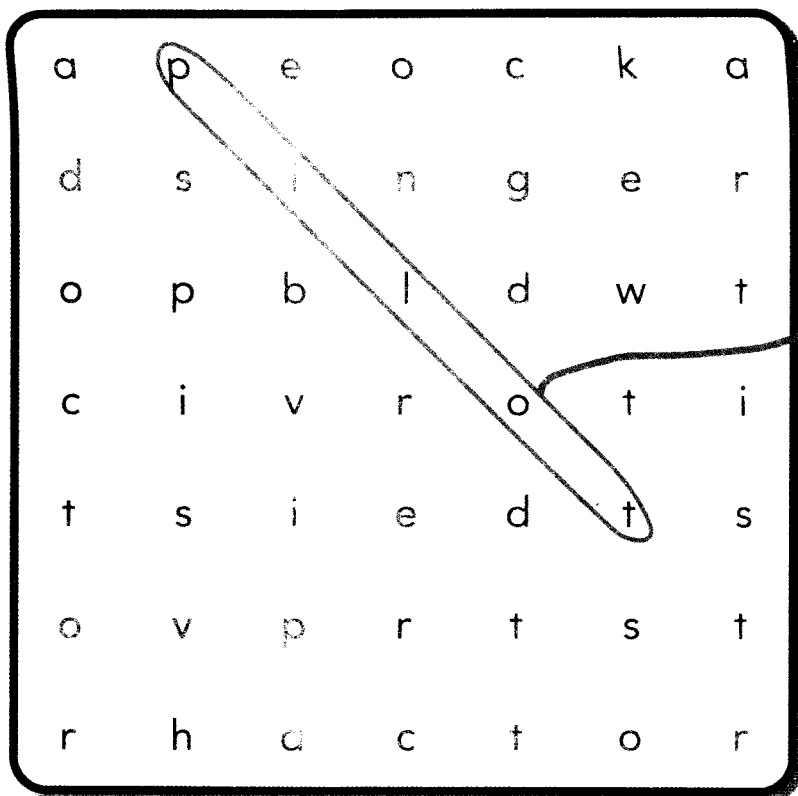
firefighter

2 Write and draw.

I want to be a _____.



3 Circle and match.



pilot



artist




singer



vet



doctor



actor

4 Look and circle.



1. I want to be **an actor** / **a mail carrier**.



2. I want to be a **soccer player** / **performer**


5 Read and circle.

Dream Jobs!

What do you want to be, Karen?



What do you want to be, Emilio?



1. Karen likes to sing. She wants to be a **singer** / **writer**.
2. Emilio likes to write stories. He wants to be a **singer** / **writer**.
3. Emilio and Karen are talking to their **mother** / **teacher**.



6 Look and match.

1. chef

2. lifeguard

3. singer

4. writer



7 Look and write.

draw fly sing write

1.



What do you want to be?

I want to be a singer.
I like to _____.



2.



What do you want to be?

I want to be an artist.
I like to _____.



3.



What do you want to be?

I want to be a pilot. I like to _____.



4.




What do you want to be?

I want to be a writer.
I like to _____.



8 What do you like to do? Write and draw.

I like to _____.



I want to be an actor.

He/She **wants to be** a doctor.

9




She wants to be a baseball player.



He wants to be a teacher.



Karen wants to be a doctor.




She wants to be a firefighter.



He wants to be a soccer player.

10

11 Look and write.



1. What does she want to be?

3. What does she want to be?

2. What does he want to be?

4. What does he want to be?

12 Read. Match.

Goods are things people buy and sell.
Services are things people do for others.



doctor



food



boots

Goods

Services



hairdresser



mechanic




book

13 Read and circle the services. Number the places on the map.

1. A salesperson sells books at the store.

2. A computer technician fixes computers.



3. A waiter serves food.

4. A mail carrier delivers mail.

21
14

Listen. Circle / or r.

1.



|

2.



|

3.



|

4.



|

5.



|

6.



|

22
15

Listen. Write / or r.

1. A docto__ helps sick people.
2. A pi__ot flies a plane.
3. The a__tist is painting a picture.
4. That ride__ has a beautiful white horse.
5. The soccer player likes to kick the bal__.
6. I want to eat __unch.

16 Match.

1. I like art.

a.



I want to be an engineer. ●

2. I like reading.

b.



I want to be a librarian.

3. I like planes.

c.



I want to be a clothing designer.

4. I like baseball.


d.



I want to be a firefighter.

5. I like math.


e.



I want to be a pilot.

6. I like music.

f.



I want to be a coach.

7. I like helping people.

g.



I want to be a singer.

17 Look and write. What do they want to be?

actor artist engineer pilot
singer soccer teacher vet

ACROSS →

1.



4.



7.



8.



DOWN ↓

2.




3.



5.



6.



My Day



Listen and sing. Look at the pictures.
Then number in order.






From Morning to Night

It's morning! Time to get up,
1Brush my teeth and get dressed.
It's nice to stay in bed.
But there's no time to rest!

In the kitchen, I 2have some toast.
It's eight o'clock. Time to go!
I get my books and 3run real fast.
I can't be late, I know.

I come home in the afternoon,
And 4do my homework right away.
I ask friends to come and play.
And we 5play for the rest of the day.

In the evening after dinner,
The sky is dark. There's no more light.
I take a shower and 6go to bed.
It's been a good day. Good night!





2 Write.

1. I eat _____ in the morning.
2. I eat _____ in the afternoon.
3. I eat _____ in the evening.



breakfast
dinner
lunch

Listen and check (✓).



1. When does she eat dinner?


☐

☐



2. When does Sue go to school?


☐

☐

3. When does he play soccer?



☐

☐

4. When does Tim go for a walk?


☐

☐


4 Draw and write.

1. When do you get up?






_____ o'clock

2. When do you go to school?



_____ o'clock

5 Read. Then write in order.



1. _____
2. _____
3. _____
4. _____
5. _____

- Max comes home.
- Max eats.
- Max gets up.
- Max goes out.
- Max sleeps again.



Listen and write.

get up 7:00

go to school _____

eat lunch _____

do homework _____


eat dinner _____

go to bed _____



7 Look at 6. Write.

1. When do you get up?
2. When do you go to school?
3. When do you eat lunch?
4. When do you do homework?
5. When do you eat dinner?
6. When do you go to bed?



I get up at seven o'clock.

I go to school at _____.

I eat lunch at _____.

I do homework at _____.

I eat dinner at _____.

I go to bed at _____.



When **does** he/she **get up**?

He/She **gets up** at 6:00.

When **do** you/they **go to bed**?

I/They **go to bed** at 8:00.


When **does** the movie **start**?

It **starts** at 7:00.

8 Read and circle. Then draw and write the time.

1. When **do** / **does** she play soccer?


She **play** / **plays** soccer at 4:00.



4:00


2. When **do** / **does** he watch TV?

He **watch** / **watches** TV at 5:00.




3. When **do** / **does** you eat lunch?

I **eat** / **eats** lunch at 1:00.




4. When **do** / **does** they get up?

They **get** / **gets** up at 7:00.

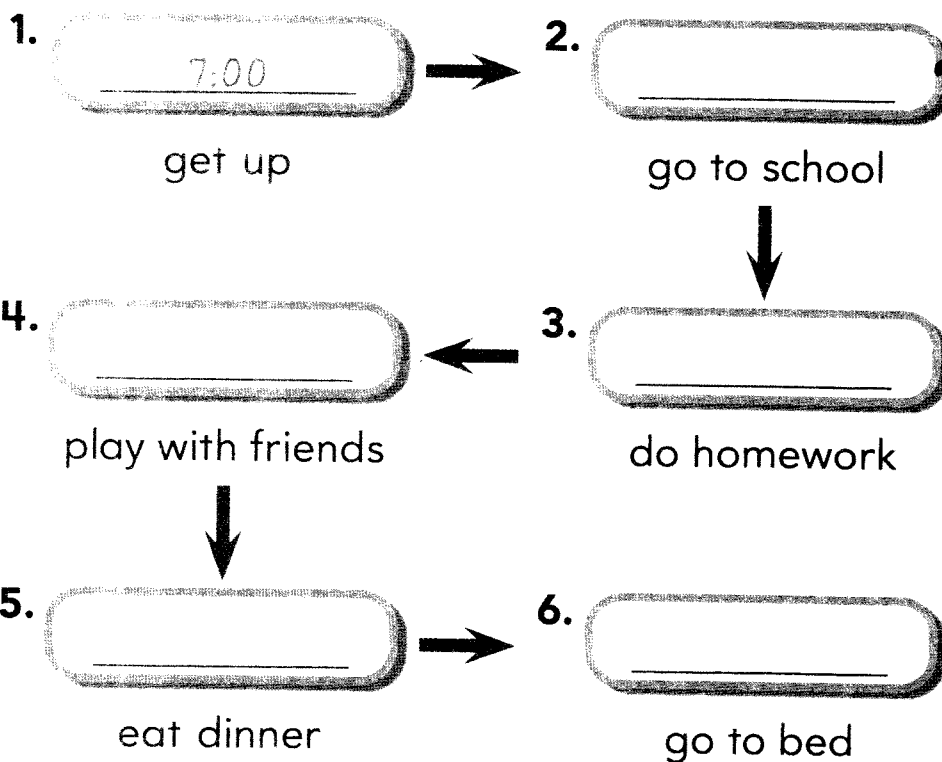


5. When **do** / **does** the bus come?

The bus **come** / **comes** at 10:00.



9 Write about you. Add the times.



10 Look at 9. Write.

1. When do you get up?

I get up at 7:00.

2. When do you go to school?

3. When do you do homework?

4. When do you play with friends?

5. When do you eat dinner?

6. When do you go to bed?

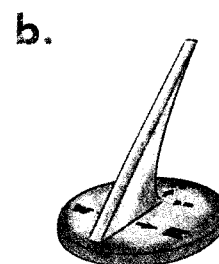
11 Read and write. Then match.

sand sun water

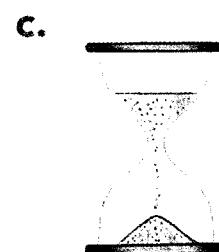
1. A sundial uses the _____ to tell time. The sun makes a shadow on the sundial. The shadow tells the time of day.



2. An hourglass uses _____ to measure time. Sand falls from the top of the glass to the bottom. It takes one hour for all the sand to fall to the bottom of the glass.



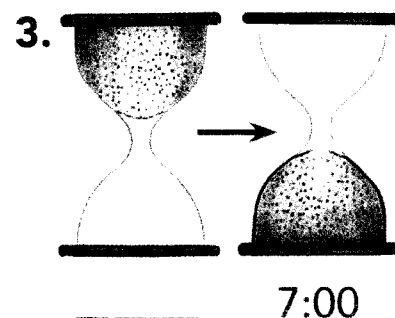
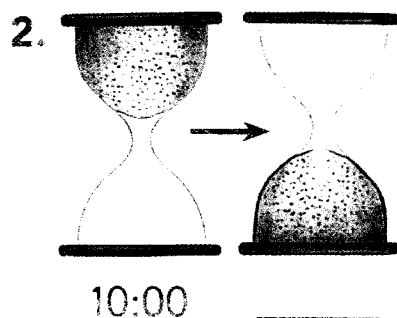
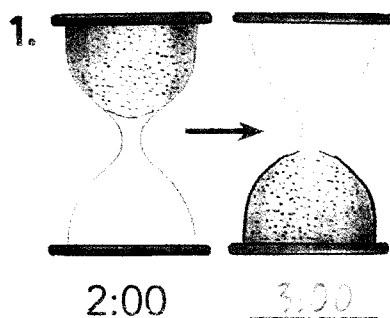
3. A water clock uses _____ to tell time. It is like an hourglass. It has two cups. The water falls from one cup to the other.



12 Write the times.



It takes one hour for all the sand to fall to the bottom of the hourglass.



26
13**Listen. Circle w. Underline y.**

1. What are you wearing?
2. Do you have some crayons?
3. We're walking to West Street.
4. Do you like to eat papayas?
5. We're wearing white gloves.
6. The cat is playing with some yarn.

14

Write the words. Then color the time.


crayons →

shower →

walk →


watch → **purple**yogurt → **orange**you → **red**

1. I walk to school at 9:00.
2. I take a _____ at 8:00.
3. I color with _____ at 5:00.
4. I eat _____ for breakfast at 7:00.
5. I want to _____ TV at 4:00.
6. Do _____ brush your teeth every day at 6:00?




- 15 School starts at 8:00. Help Amy get to school on time.
Trace the right path.

a.



She gets up at 6 o'clock.



She eats breakfast at 7 o'clock.




She gets to school at 8 o'clock.

⋮
()


b.



She gets her backpack ready the night before school.



She brushes her teeth at 9 o'clock.




She gets to school at 10 o'clock.


⋮
()

- 16 How do you get to school on time?
Check (✓) and draw one step.


- ☐ I get up early.
- ☐ I dress quickly.
- ☐ I get my things ready the night before.
- ☐ I set my alarm clock.




17 Match the time.




18 Look and write.



1. When _____ they eat lunch?
They _____ lunch at _____.



2. When _____ she brush her teeth?
She _____ her teeth at _____.



3. When _____ he go to bed?
He _____ to bed at _____.

Think Big

1 Look, find, and number. 🔍

2 Mario is visiting a small town. What can he do? Look at the town and check (✓).

Mario's To-Do List

- ☐ buy a book
- ☐ go to a restaurant
- ☐ mail a postcard
- ☐ buy fruit
- ☐ see a movie


3 Think big and draw. In the town, there isn't a _____.

4 In Your Classroom

Work in groups and share.

MY TOWN 🔍

- 1 bus stop
- 2 computer store
- 3 supermarket




DREAM JOBS

- ☐ 4 artist
- ☐ 5 doctor
- ☐ 6 soccer player

MY DAY

- ☐ 7 brush teeth
- ☐ 8 eat breakfast
- ☐ 9 sleep



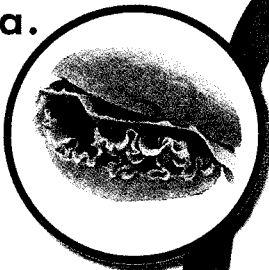


Food



Listen and sing. Match and write.

a.



Let's Eat Lunch!

It's twelve o'clock.

Let's eat lunch!

I have some bananas.

We can eat a bunch!

Do you like tomatoes?

I like tomatoes. I really do.

What about potatoes?

I like potatoes, too. Do you?

Carrots and corn,

Chicken and cheese,

I like them all.

Can I have more, please?


Have some lemonade

And a sandwich, too.

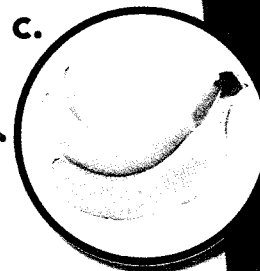
You and I can share some pie.

I like eating lunch with you.

b.



c.



bananas


d.




e.



g.



f.




2

Write and draw.

Are you hungry?

What do you want?

I want _____.



3 Look and match.

1. 2. 3. 4. 5. 6. 7. 8. 9. 10. 11. 12.

a. bananas e. carrots i. cheese
b. pineapple f. yogurt j. potatoes
c. strawberries g. chicken k. lemonade
d. tomatoes h. spaghetti l. water

4 Look and write.

I want _____ and _____ . I don't want _____ .

5 Read. Then circle.

Do You Like Fruit?


It's 4 o'clock, Allie. Do you want a snack?




Oh, yes, please, Grandpa.



Do you want a banana?




No, thanks. I don't like bananas.



I want some of that, Grandpa.

That's not fruit. That's a pie!



1. It's **2 o'clock** / **4 o'clock** / **9 o'clock**.





2. It's **snack time** / **dinner time** / **breakfast time**.

3. Allie is with her **brother** / **father** / **grandfather**.


4. Allie wants **bananas** / **mango** / **pie**.

28
6

How many? Listen and circle.



7 Look and write.



I like cheese and tomatoes.

I don't like bananas.



I like _____.

I don't like _____.



I like _____.

_____.

I don't like _____.



I like _____.

I don't like _____.

_____.

Do you like fruit?

Yes, I **do**. I like apples and bananas.

No, I **don't**. I like cheese.

Do they like vegetables?

Yes, they **do**. They like carrots and corn. ✓

No, they **don't**. They like fruit.

Does he/she like fruit?

Yes, he/she **does**. He/She likes mangoes and pineapple.

No, he/she **doesn't**. He/She likes yogurt.

8 Look and circle.

1.



Do / Does she like strawberries?

Yes, she **do / does**.


2.



Do / Does he like tomatoes?

No, he **don't / doesn't**.

3.



Do / Does they like corn?

Yes, they **do / does**.

9 Match. Then write.

1. Do you like lemonade?

a. 😊 Yes, he _____.

















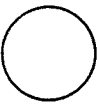
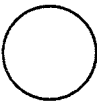
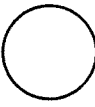
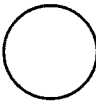
2. Do they like milk?

b. 😞 No, I _____.

3. Does he like water?

c. 😊 😊 Yes, they _____.

10 Look and write.

| |  |  |  |  |
|-------|---|---|---|--|
| Suki |  |  |  |  |
| Ruben |  |  |  |  |
| Mary |  |  |  |  |
| You |  |  |  |  |



= like



= doesn't like

1. Does Suki like carrots?
Yes, she does.
2. _____ Ruben _____ chicken?
_____.
3. _____ Mary _____ potatoes?
_____.
4. _____ Mary and Ruben _____ yogurt?
_____.
5. _____ you _____ yogurt?
_____.

11 Circle and answer about you.

1. Does your **mom** / **friend** / **brother** like vegetables?
_____.
2. Do your **parents** / **friends** / **brothers** like fruit?
_____.
3. Does your **dad** / **friend** / **sister** like spaghetti?
_____.

12 Look and circle.

😊 = very healthy

😞 = not very healthy


1.



oranges




2.



donuts




3.



candy



4.



carrots



5.



soda



6.



cheese



7.



cake



8.



fries



9.



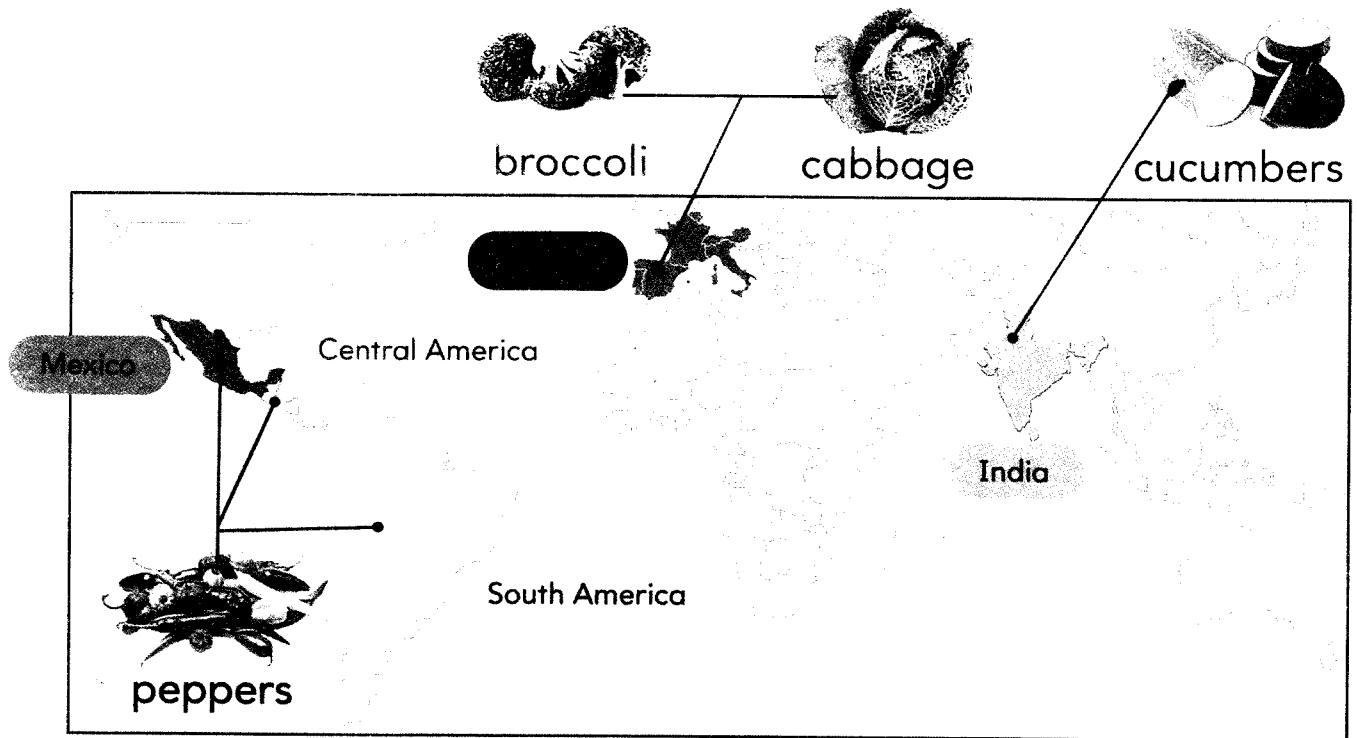
broccoli



13 Look at 12. Write.


I like _____. I don't like _____.

14 Look at the map. Then read and write.



1. Everyone knows the name of this vegetable. _____ are healthy. They first came from Mexico, Central America, and South America.
2. People like to eat this vegetable in salads. _____ first came from India. Now people all over the world eat them.
3. _____ and _____ are in the same food family. They first came from Europe. Now they grow all over the world.

15 What vegetable do you like?
Draw the vegetable.



16 Trace. Write words with *h* in the hand.

hamburger

jacket

jam

healthy

Japan

house

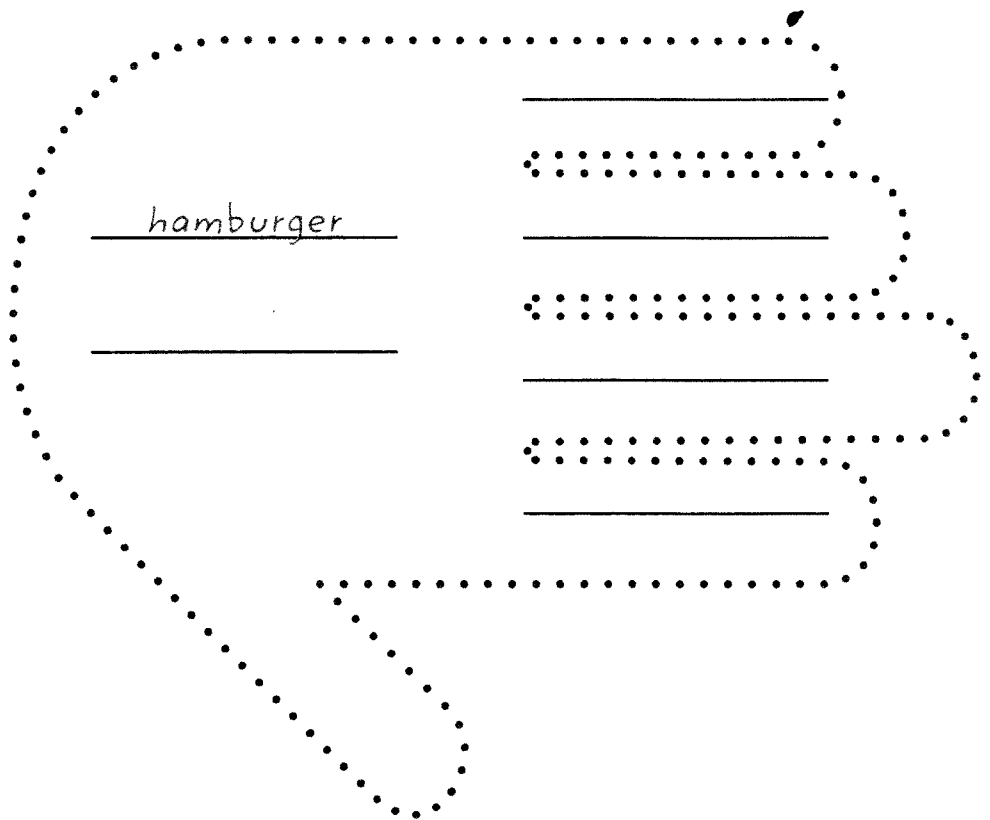
horse

juice

homework

hot dog


jumping



17 Listen and write *h* or *j*. Use the words from 16.

1. I like to eat ___ot dogs.
2. Does Laura like orange ___uice?
3. He's wearing a brown ___acket.
4. Do you eat ___ealthy snacks?
5. Yumi is ___umping rope on the playground.
6. What foods grow in ___apan?

18 What do you like? Look and write five foods.



19 Look and write.

1.



Does he like bananas?

Yes, _____. 😊

2.



He _____ carrots. 😊

He _____ cheese. 😊

3.



Does she like chicken?

No, _____. 😊

She _____ yogurt. 😊

4.



They _____ cheese. 😊

They _____ chicken. 😊

Wild Animals



Listen and sing. Write the words.

To the Zoo

I really like animals!
Do you like them, too?
That's why I'm so happy
We're going to the zoo!



Some animals are small
And some are big and furry.
I want to see them all today.



So, come on. Let's hurry!

A ¹ _____ can catch a fish.


A ² _____ can climb a tree.

³ _____ can swim and

⁴ _____ can run.

Come and see them all with me.

Now it's time to say goodbye
To every animal friend.
But we can come back
And see them all again!



fish



cheetahs



monkey



polar bear

2

Write. What animals do you like to see at the zoo?

3 Look and write.

cheetahs
monkeys

giraffes
polar bears

hippos
zebras

kangaroos



4 Look at 3. Write Yes, I do or No, I don't.

1. Do you like polar bears?

_____.

3. Do you like giraffes?

_____.

2. Do you like kangaroos?



_____.

4. Do you like monkeys?

_____.



5 Read and circle.

Monkeys Are Great!



Can hippos climb trees?

No, they can't.



1. **Monkeys / Hippos** can climb trees.
2. **Monkeys / Hippos** eat a lot of food.
3. **Monkeys / Hippos** can jump.
4. **Monkeys / Hippos** can't climb trees.
5. She likes **monkeys / hippos**.
6. He likes **monkeys / hippos**.



6 Listen. Write and match.

elephant kangaroo lion monkey

1.



monkey


a. claws

2.



b. trunk

3.



c. tail


4.



d. pouch



7 Draw an animal. Then write answers.



What is it? _____

Can it climb trees? _____

Can it fly? _____

Does it have a tail? _____

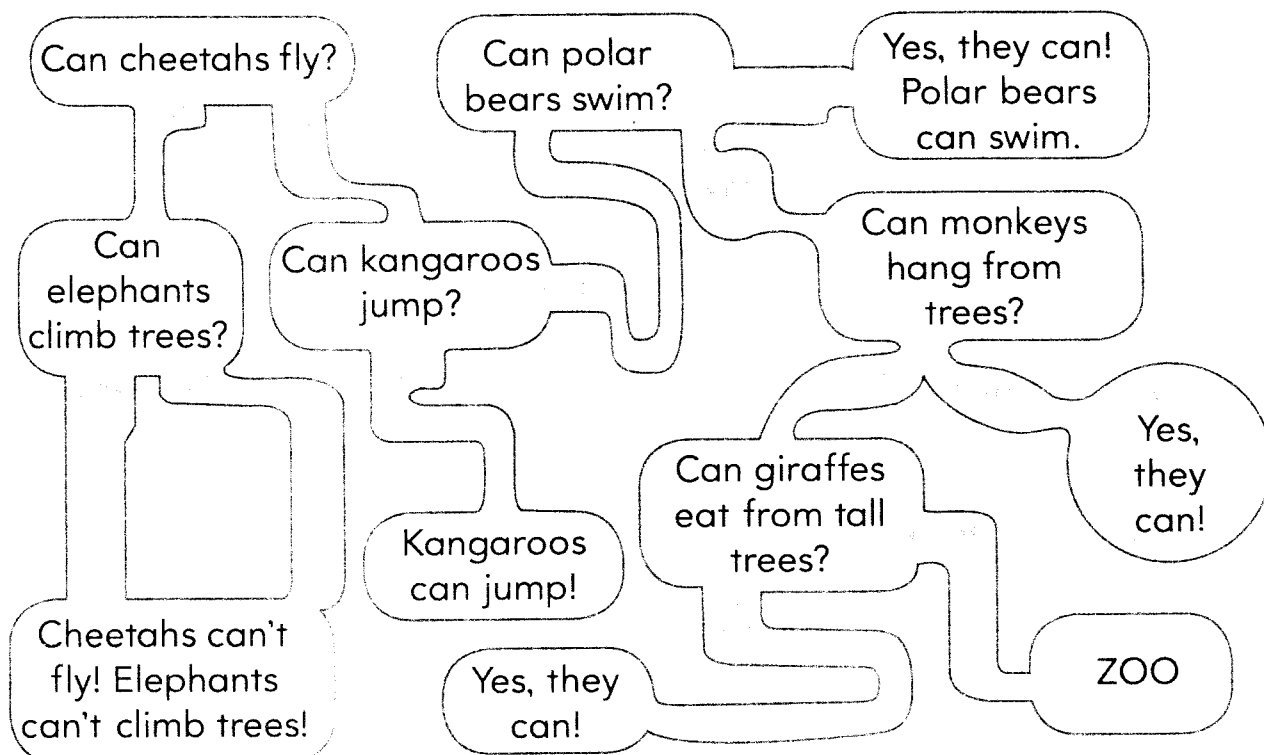
Can a kangaroo jump? Yes, it **can**.

Can a snake jump? No, it **can't**.


Can kangaroos jump? Yes, they **can**.


Can snakes jump? No, they **can't**.


8 Read and answer. Follow the correct path to the zoo.




9 Match and write. Use *can* or *can't*.


1.  Can a giraffe carry its babies?

a. Yes, they _____. They have long tails. 

2.  Can monkeys hang from trees?

b. No, it _____. It doesn't have legs. 

3.  Can a snake jump?



c. No, it _____. It doesn't have a pouch. 

10 Look at the chart. Write questions and answers.

| | run fast | jump high | climb trees | catch animals for food |
|----------------|----------|-----------|-------------|------------------------|
| 1. giraffes | yes | no | no | no |
| 2. polar bears | yes | no | yes | yes |
| 3. hippos | yes | no | no | no |
| 4. cheetahs | yes | yes | yes | yes |
| 5. zebras | yes | yes | no | no |
| 6. kangaroos | no | yes | no | no |

1. Giraffes run fast?
Yes, they can.
2. Polar bears jump high?
No, they can't.
3. _____ climb trees?
_____, they _____.
4. _____ catch animals for food?
_____, they _____.
5. _____ run fast?
_____, they _____.
6. _____ climb trees?
_____, they _____.

11 Read. Circle T for *true* or F for *false*. Then look and write.



- | | | |
|---|---|---|
| 1. The desert is cold and wet. | T | F |
| 2. The forest is cool and dark with many trees. | T | F |
| 3. The ocean is the biggest body of water. | T | F |
| 4. The jungle is hot and dry. | T | F |


Where do they live?



colorful birds



seals



snakes



deer

12 Read. Then write about an animal from your country.


Llamas come from South America.

They can kick sideways.

They can't fly.

They eat grass and hay.

A baby llama is called a *cria*.



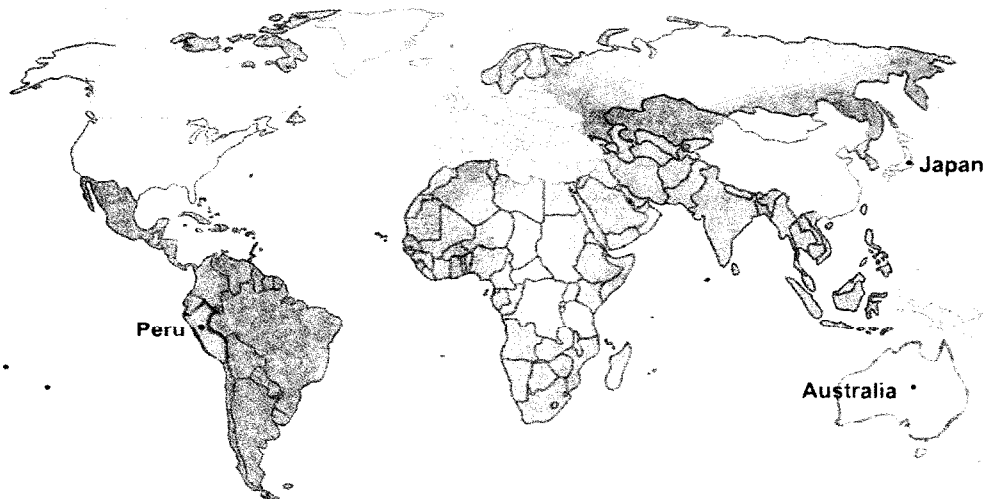
Snow monkeys come from Japan.

They can live in cold places.

They can't hang from their tails.

They eat plants and animals.

Snow monkeys make snowballs for fun!



Koalas come from Australia.

They can climb trees.

They can't jump.

They eat leaves.

Koalas sleep for 18 hours a day.



_____ come from _____.


They can _____.

They can't _____.

They eat _____.

32


13 Listen. Circle *k*, *q*, and *x*. Then write.



1. ducks



2. exercise




3. exit




4. fox




5. kangaroo




6. quails



7. quills



8. quilt



9. snake

k

ducks

q

x

33

14 Listen. Look at the words in 13. Write.


1. A _____ can jump high.
2. _____ can fly, but they like to run.
3. A _____ has a long tail.
4. _____ can swim and fly.
5. I like to sleep under my _____.
6. I want to go. Where is the _____?

34
15


Listen, look, and write.

ACROSS →

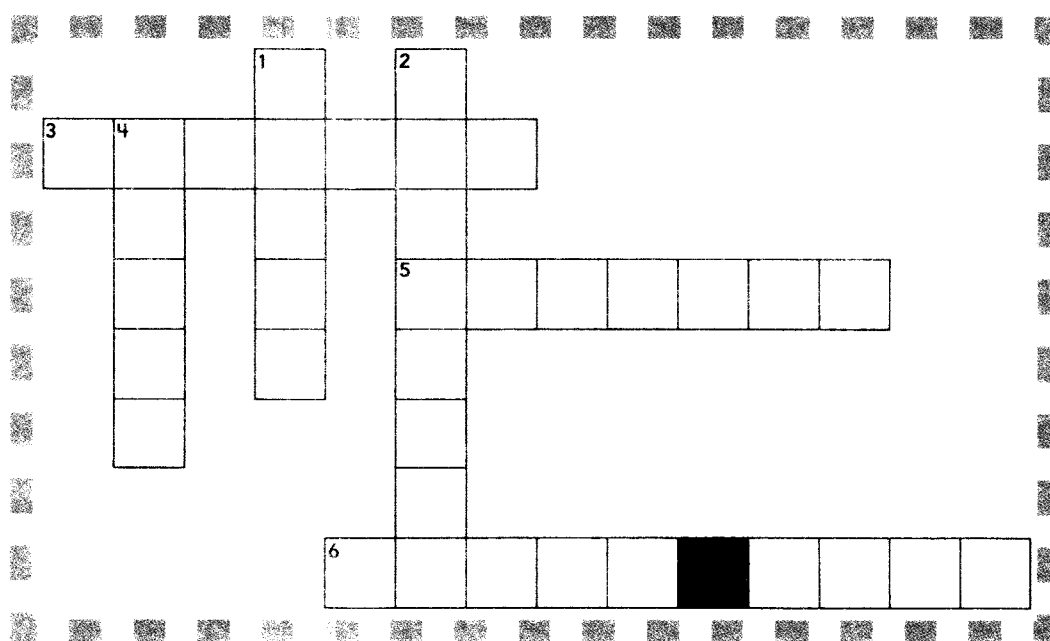
3.



5.



6.



DOWN ↓

1.



2.



4.



16 Write. Then match questions and answers.

1. Can lions climb trees?
2. _____ monkeys hang from trees?
3. _____ a giraffe carry its baby?
4. _____ a kangaroo run fast?

- a. No, _____. It doesn't have a pouch.
- b. Yes, _____. They have big claws.
- c. Yes, _____. They have long tails.
- d. No, _____. But it can jump high.



Fun All Year



Listen and chant. Then write.

Twelve Months, One Year

_____, _____,
_____ and _____, too.

Each month is fun
With many things to do!

Then comes _____ and _____.
Do you know what's next?
That's right. _____ and _____.
Which month do you like best?

_____ is my birthday.
That's when I celebrate.
Then _____, _____, _____.
Twelve months, one year! That's great!

April

February

January

March

August

July

June

May

December

November

October

September



Write. When is your birthday?

My birthday is in _____.

3 Number the months in order.

| SUN | MON | TUE | WED | THU | FRI | SAT |
|-----|-----|-----|-----|-----|-----|-----|
| 1 | 2 | 3 | 4 | 5 | 6 | 7 |
| 8 | 9 | 10 | 11 | 12 | 13 | 14 |
| 15 | 16 | 17 | 18 | 19 | 20 | 21 |
| 22 | 23 | 24 | 25 | 26 | 27 | 28 |
| 29 | 30 | | | | | |

1

| January | | | | | | |
|---------|-----|-----|-----|-----|-----|-----|
| SUN | MON | TUE | WED | THU | FRI | SAT |
| 1 | 2 | 3 | 4 | 5 | 6 | 7 |
| 8 | 9 | 10 | 11 | 12 | 13 | 14 |
| 15 | 16 | 17 | 18 | 19 | 20 | 21 |
| 22 | 23 | 24 | 25 | 26 | 27 | 28 |
| 29 | 30 | 31 | | | | |

| May | | | | | | |
|-----|-----|-----|-----|-----|-----|-----|
| SUN | MON | TUE | WED | THU | FRI | SAT |
| | 1 | 2 | 3 | 4 | 5 | |
| 6 | 7 | 8 | 9 | 10 | 11 | 12 |
| 13 | 14 | 15 | 16 | 17 | 18 | 19 |
| 20 | 21 | 22 | 23 | 24 | 25 | 26 |
| 27 | 28 | 29 | 30 | 31 | | |

| April | | | | | | |
|-------|-----|-----|-----|-----|-----|-----|
| SUN | MON | TUE | WED | THU | FRI | SAT |
| | 1 | 2 | 3 | 4 | | |
| 5 | 6 | 7 | 8 | 9 | 10 | 11 |
| 12 | 13 | 14 | 15 | 16 | 17 | 18 |
| 19 | 20 | 21 | 22 | 23 | 24 | 25 |
| 26 | 27 | 28 | 29 | 30 | 31 | |

| July | | | | | | |
|------|-----|-----|-----|-----|-----|-----|
| SUN | MON | TUE | WED | THU | FRI | SAT |
| 1 | 2 | 3 | 4 | 5 | 6 | 7 |
| 8 | 9 | 10 | 11 | 12 | 13 | 14 |
| 15 | 16 | 17 | 18 | 19 | 20 | 21 |
| 22 | 23 | 24 | 25 | 26 | 27 | 28 |
| 29 | 30 | 31 | | | | |

| November | | | | | | |
|----------|-----|-----|-----|-----|-----|-----|
| SUN | MON | TUE | WED | THU | FRI | SAT |
| | 1 | 2 | 3 | | | |
| 4 | 5 | 6 | 7 | 8 | 9 | 10 |
| 11 | 12 | 13 | 14 | 15 | 16 | 17 |
| 18 | 19 | 20 | 21 | 22 | 23 | 24 |
| 25 | 26 | 27 | 28 | 29 | 30 | |

| February | | | | | | |
|----------|-----|-----|-----|-----|-----|-----|
| SUN | MON | TUE | WED | THU | FRI | SAT |
| | | | | | | 1 |
| 2 | 3 | 4 | 5 | 6 | 7 | 8 |
| 9 | 10 | 11 | 12 | 13 | 14 | 15 |
| 16 | 17 | 18 | 19 | 20 | 21 | 22 |
| 23 | 24 | 25 | 26 | 27 | 28 | 29 |
| 30 | 31 | | | | | |

| June | | | | | | |
|------|-----|-----|-----|-----|-----|-----|
| SUN | MON | TUE | WED | THU | FRI | SAT |
| | | | | | | 1 |
| 2 | 3 | 4 | 5 | 6 | 7 | 8 |
| 9 | 10 | 11 | 12 | 13 | 14 | 15 |
| 16 | 17 | 18 | 19 | 20 | 21 | 22 |
| 23 | 24 | 25 | 26 | 27 | 28 | 29 |
| 30 | 31 | | | | | |

| October | | | | | | |
|---------|-----|-----|-----|-----|-----|-----|
| SUN | MON | TUE | WED | THU | FRI | SAT |
| | 1 | 2 | 3 | 4 | 5 | 6 |
| 7 | 8 | 9 | 10 | 11 | 12 | 13 |
| 14 | 15 | 16 | 17 | 18 | 19 | 20 |
| 21 | 22 | 23 | 24 | 25 | 26 | 27 |
| 28 | 29 | 30 | 31 | | | |

2

| SUN | MON | TUE | WED | THU | FRI | SAT |
|-----|-----|-----|-----|-----|-----|-----|
| | | | | | | 1 |
| 2 | 3 | 4 | 5 | 6 | 7 | 8 |
| 9 | 10 | 11 | 12 | 13 | 14 | 15 |
| 16 | 17 | 18 | 19 | 20 | 21 | 22 |
| 23 | 24 | 25 | 26 | 27 | 28 | 29 |
| 30 | 31 | | | | | |

| March | | | | | | |
|-------|-----|-----|-----|-----|-----|-----|
| SUN | MON | TUE | WED | THU | FRI | SAT |
| | | | | | | 1 |
| 2 | 3 | 4 | 5 | 6 | 7 | 8 |
| 9 | 10 | 11 | 12 | 13 | 14 | 15 |
| 16 | 17 | 18 | 19 | 20 | 21 | 22 |
| 23 | 24 | 25 | 26 | 27 | 28 | 29 |
| 30 | 31 | | | | | |

| December | | | | | | |
|----------|-----|-----|-----|-----|-----|-----|
| SUN | MON | TUE | WED | THU | FRI | SAT |
| | | | | | | 1 |
| 2 | 3 | 4 | 5 | 6 | 7 | 8 |
| 9 | 10 | 11 | 12 | 13 | 14 | 15 |
| 16 | 17 | 18 | 19 | 20 | 21 | 22 |
| 23 | 24 | 25 | 26 | 27 | 28 | 29 |
| 30 | 31 | | | | | |

4 Write the month.

1. This month has five letters.

This month is before April.

This is when St. Patrick's Day is celebrated in Ireland.

2. This month has eight letters.


This month is between October and December.

This is when Thanksgiving Day is celebrated in the United States.

3. This month has six letters.


This month is after July.

This is when school starts in Mexico.



5 Read and write.

No Birthdays, No Cake!



My birthday is in January. My sister's is in April. My dad's is in May. My mom's is in July.

Well, my birthday is in March.



1.



Max's birthday is in January.

2.



His sister's birthday is in _____.

3.



His dad's birthday is in _____.

4.



His mom's birthday is in _____.

5.



His friend's birthday is in _____.

6. Write one month that has no birthdays.

_____.



Listen and circle. Then match.

1. Mother's Day is in **May** / **March**.

Mom wants to go to
the park / **the beach**.



2. Father's Day is in **June** / **July**.

Dad always goes to a
baseball / **basketball** game.



3. Children's Day is in
October / **November**.

They want to visit
cousins / **friends**.




4. Grandparent's Day is in
September / **December**.

Grandma wants to
skateboard / **see a movie**.



5. Molly's birthday is in
January / **June**.

She always **has a party** /
eats hamburgers.



What does he/she do in January?

He/She **always** has a New Year's party in January.

What do they do in the spring?

They **always** play baseball in the park.

Do you go on vacation in the winter?

No, I/we don't. I/We **never** go on vacation in the winter.

7 Look at the calendar. Then circle the correct word.

1. Do they have a New Year's party in June?

No, they **always** / **never** have a New Year's party in June.

2. What do they do in June?

They **always** / **never** visit their cousins in June.

3. What do they celebrate in June?

They **always** / **never** celebrate Father's Day in June.

4. Do they have Billy's birthday party in June?

No, they **always** / **never** have his birthday party in June. It isn't Billy's birthday.

June

| | | | | | | |
|-----------------------|----|----|----|---------------------------|----|------------------------|
| | | | | | | |
| | | | | 1 | 2 | 3 |
| 4 | 5 | 6 | 7 | 8 | 9 | Visit
Cousins
10 |
| 11 | 12 | 13 | 14 | Sally's
Birthday
15 | 16 | 17 |
| Father's
Day
18 | 19 | 20 | 21 | 22 | 23 | Beach
24 |
| 25 | 26 | 27 | 28 | 29 | 30 | |


8 Answer about you.

Do you have a birthday party in June?

_____, I _____ have a birthday party in June.

9 Look and write *always* or *never*.

Hi, I'm Julia. I
always go skiing
in the winter.



| | winter | spring | summer | fall |
|--------|------------------|------------------------------|------------------------|-----------------------------|
| Always |
go skiing |
celebrate
my birthday |
go to the
beach |
visit my
cousins |
| Never |
ride my bike |
go on
vacation |
go to school |
celebrate
New Year's |

1. What does Julia do in the winter?

She _____ goes
skiing. She _____
rides her bike.

2. What does Julia do in the spring?

She _____ celebrates
her birthday. She _____
goes on vacation.

3. What does Julia do in the summer?

She _____ goes to
the beach. She _____
goes to school.

4. What does Julia do in the fall?

She _____ visits her
cousins. She _____
celebrates New Year's.

10 Pick a season. Then write.

What do you do in the _____?

I always _____. I never _____.

11 Read. Then match.

Germany celebrates Unity Day in October.

Mexico celebrates Independence Day in September.

Scotland celebrates St. Andrew's Day in November.

South Africa celebrates Freedom Day in April.

Thailand celebrates their king's birthday in December.

The United States celebrates Independence Day in July.



Germany



Mexico



Scotland

April

July

September


October

November


December



South Africa




Thailand



United States

12 Draw your country's flag. Write about your country.



My country celebrates

in _____.




Listen and write. Then match. Write the number.

China England Mexico

May October November


1. On the first and second day of _____, people in _____ celebrate the Day of the Dead.

a. ☐




2. In _____, children like to celebrate the mid-Autumn festival. This festival comes in September or _____.

b. ☐



3. Children in _____ celebrate the end of winter on the first of _____.

c. ☐



14 Write the first letter of each month. Remember to use capital letters.

____anuary

____ay

____eptember

____ebruary

____une

____ctober

____arch

____uly

____ovember

____pril

____ugust

____ecember

15 Listen and write the missing letters.

1. An $\frac{e}{3}$ lephant has a $\frac{4}{4}$ ong trunk.


2. The sto $\frac{5}{5}$ e is in the kitche $\frac{9}{9}$.

3. He has $\frac{10}{10}$ en fingers on his $\frac{11}{11}$ ands.

4. Mo $\frac{7}{7}$, what do you $\frac{2}{2}$ ant to
do on Mother's Day?

5. W $\frac{6}{6}$ always go swimming in the $\frac{12}{12}$ ummer.

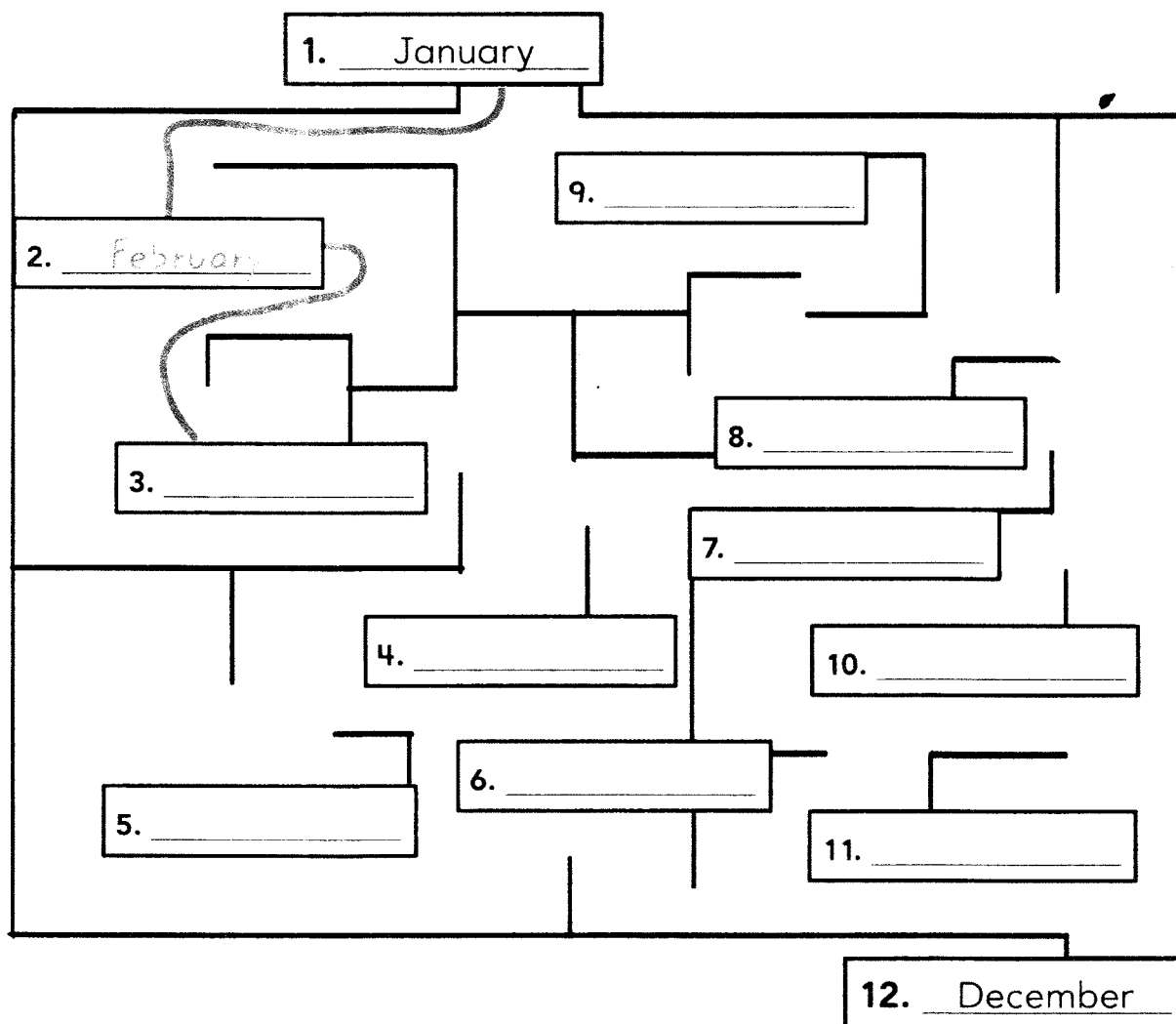
6. I want $\frac{1}{1}$ o mail a letter. Is there a post
 $\frac{8}{8}$ ffice near here?



16 Look at 15. Use the numbers to solve the puzzle. Write the letters.

____ $\frac{e}{3}$ ____
1 2 3 4 5 6 7 8 9 10 11 12

17 Follow the maze. Write the months in order.



18 Complete the dialogue.

always Do don't
never What


Yumi: _____ do you do
in the winter?

Pablo: We _____ go skiing.


Yumi: We always visit our cousins in the
winter. We _____ go skiing.

Pablo: _____ you go to the beach?

Yumi: No, we _____ go to the
beach. We always go to the
swimming pool and eat ice cream!




Think Big

- 1 Look, find, and number. 
- 2 Look at 1 and write. Add one food word, one animal word, and one month word.
- 3 Look at the table and circle in red:
What do you like to eat for lunch?
- 4 Look at the table and circle in blue:
What do you never eat for lunch?
- 5 Think big, look, and circle in green.
There's a hat on an elephant. That's silly.
What silly things do you see?

FOOD

- | | |
|---|---------|
| 1 | carrot |
| 2 | cheese |
| 3 | chicken |



6 In Your Classroom

Work in groups and share.

ANIMALS

- ☐ 4 zebra
- ☐ 5 elephant
- ☐ 6 giraffe

MONTHS

- ☐ 7 summer month
- ☐ 8 winter month
- ☐ 9 fall month



What's he/she **doing**? He's/She's **reading** a book.

What **are** they **doing**? They're **gluing** pictures.

1 Circle the correct form of the verb. Then match.



1. What **is** / **are** he doing?

a. She's coloring a picture.

2. What **is** / **are** they doing?

b. They're using computers.

3. What **is** / **are** she doing?

c. He's counting pencils.

How many pictures are there? **There's** one picture.

How many books are there? **There are** three books.

2 Look and write. Use *There's* or *There are*.

1. _____ one teacher.

2. _____ one book.

3. _____ five students.



What **does** he/she **like to do**? He/She **likes to skate**.

What **do** they **like to do**? They **like to fly kites**.

1 Circle the correct form of the verb.

1. What **do** / **does** he like to do?

He **like** / **likes** to play basketball.

2. What **do** / **does** they like to do?

They **like** / **likes** to skate.

3. What **do** / **does** she like to do?


She **like** / **likes** to jump rope.



2 Look and write the question. Then use the words and write the answer.

listen use

1.



What _____ to do?

He _____ the computer.

2.




What _____ to do?

They _____ to music.

Where's the TV? **It's** on the table.

Where **are** the chairs? **They're** in the living room.

1 Look. Write *Where's* or *Where are*.



1. _____ the keys?
2. _____ the phone?
3. _____ the soccer ball?
4. _____ the skates?

2 Look at 1. Write *It's* or *They're*.

1. _____ in the bedroom.
2. _____ on the bed.
3. _____ in the tub.
4. _____ next to the chair.

My mother's phone is on the dresser.

Ben's keys are on the table.

3 Circle the correct word.

1. Where are **Mom** / **Mom's** keys?
2. My **cousins** / **cousin's** are visiting for five days.
3. **Emily** / **Emily's** bedroom is next to the bathroom.
4. **Joes** / **Joe's** clothes are in the closet.

I/We/They/You **want to** mail a letter. He/She **wants to** go to the park.

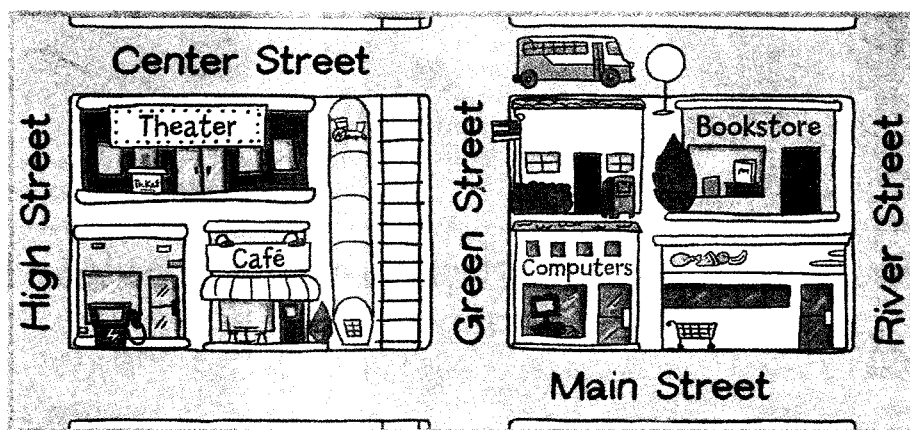
1 Circle the correct form of the verb.

1. I **want** / **wants** to buy a book.
2. My aunt and uncle **want** / **wants** to go to a computer store.
3. Julia **want** / **wants** to see a movie.
4. He **want** / **wants** to eat.

Is **there** a post office near here? Yes, **there is**.

Is **there** a bank on Elm Street? No, **there isn't**.

2 Look and write.



1. Is there a bookstore on Main Street?
_____.
2. Is there a computer store on River Street?
_____.
3. Where's the movie theater?
_____ a movie theater near the train station?
_____.
4. Let's eat. _____ a restaurant near here?
No, _____.

What **do** you **want to be**?


I **want to be** an actor.

What **does** he/she **want to be**?

He/She **wants to be** a doctor.

1 Look. Then write the answers.


1.



What does he want to be?

He _____.

2.



What does she want to be?

She _____.

3.



_____?

She wants to be a pilot.

4.



_____?

He wants to be a baseball player.

5.



_____?

They want to be vets.

6.




What do you want to be?

_____.


When **does** he/she **get up**?He/She **gets up** at 6:00.When **do** you/they **go to bed**?I/They **go to bed** at 8:00.When **does** the movie **start**?It **starts** at 7:00.

1 Look and match.



1. When

2. When



do


does

they play baseball?

he get up?


she eat lunch?

school start?



3. When

4. When



2 Look at 1. Write the questions. Write the answers.

1. When _____?

She _____.

2. When _____?

He _____.

3. When _____?

_____.

4. When _____?

_____.

| | |
|--|---|
| Do you like fruit? | Yes, I do . I like apples and bananas.
No, I don't . I like cheese. |
| Do they like vegetables? | Yes, they do . They like carrots and corn.
No, they don't . They like fruit. |
| Does he/she like fruit? | Yes, he/she does . He/She likes mangoes and pineapple.
No, he/she doesn't . He/She likes yogurt. |

1 Circle the correct form of the verb.

1. **Do** / **Does** she like lemonade?

No, she **don't** / **doesn't**. She likes orange juice.

2. **Do** / **Does** they like spaghetti?

Yes, they **do** / **does**.

3. **Do** / **Does** she like chicken?

Yes, she **do** / **does**.

4. **Do** / **Does** they like corn?

No, they **don't** / **doesn't**. They like potatoes.

5. **Do** / **Does** you like ice cream?

Yes, I **do** / **does**. I love ice cream!

2 Look and write the questions and answers.

| | | |
|-----------------|----------|---|
| 1. you | bananas | 😊 |
| 2. Emma | pizza | 😊 |
| 3. Sue and Hugo | hot dogs | 😊 |

1. _____ you _____ bananas? _____

2. _____ pizza? _____

3. _____ hot dogs? _____

Can a kangaroo jump? Yes, it **can**.

Can a snake jump? No, it **can't**.

Can kangaroos jump? Yes, they **can**.

Can snakes jump? No, they **can't**.

1 Read. Circle T for true and F for false.

- | | | |
|--------------------------------------|---|---|
| 1. Cheetahs can run very fast. | T | F |
| 2. A giraffe can fly. | T | F |
| 3. A polar bear can jump high. | T | F |
| 4. An elephant can eat meat. | T | F |
| 5. Hippos can hang from trees. | T | F |
| 6. Kangaroos can carry their babies. | T | F |

2 Look at 1. Correct the false sentences. Use can't.

1. A giraffe can't fly.
2. _____
3. _____
4. _____

3 Write the questions. Use the words. Then write the answer.

catch fly talk write



- | | |
|------------------------------------|-------------|
| 1. Can a toucan _____ a lion? | No, _____. |
| 2. _____ a toucan _____? | Yes, _____. |
| 3. _____ toucans _____? | Yes, _____. |
| 4. _____ toucans _____ their name? | No, _____. |

What does he/she do in January?

He/She **always** has a New Year's party in January.

What do they do in the spring?

They **always** play baseball in the park.

Do you go on vacation in the winter?

No, I/we don't. I/We **never** go on vacation in the winter.

1 Answer the questions about you. Circle the words.

1. Do you do homework at night?

Yes / No. I **always** / **never** do homework at night.

2. Does your father like to read books?

Yes / No. He **always** / **never** reads books.

3. Do you like to play games on the computer?

Yes / No. I **always** / **never** play games on the computer.

4. Does your family watch DVDs on TV?

Yes / No. We **always** / **never** watch DVDs.

5. Does your mother cook green vegetables for dinner?

Yes / No. She **always** / **never** cooks green vegetables.

2 Look at the calendar. Write *always* or *never*.

Anna: What does he do in January?

Bill: He _____ celebrates New Year's Day.

Anna: Does he celebrate New Year's in February too?

Bill: No. He _____ celebrates New Year's in February! That's silly.

January

| Sun | Mon | Tues | Wed | Thu | Fri | Sat |
|------------------|-----|------|-----|-----|-----|-----|
| 1 New Year's Day | 2 | 3 | 4 | 5 | 6 | 7 |
| 8 | 9 | 10 | 11 | 12 | 13 | 14 |
| 15 | 16 | 17 | 18 | 19 | 20 | 21 |
| 22 | 23 | 24 | 25 | 26 | 27 | 28 |
| 29 | 30 | 31 | | | | |






ENGLISH

AROUND ME

Paste or draw things with English words.



4




My BIG ENGLISH

World



My name: _____

My age: _____



FOLD

©2013 Pearson Education, Inc.

1

In My Classroom

1

Playground Fun

2

In My House

3

In My Garden

4

My Dream Job

5

My Day

6

Food

7

Wild Animals

8

Fun All Year

9

My Favorite Unit:

•hello•good-bye•computer

My Favorite Words:

•supermarket


•skateboard•banana

bike•story•yogurt

FOLD

My Favorite Project:

What do you like to say?



BIG ENGLISH 2

**Share in your students' success.
Watch them excel in English.**

BIG ENGLISH prepares students for the challenges they will find in today's world:

- **CLIL:** because students are learning English and so much more
- **21st Century Skills:** because students want to get ahead and need to be prepared for the world around them
- **Assessment for Learning:** because confidence leads to success

**Think Big! Dream Big!
BIG ENGLISH!**

ISBN-13: 978-0-13-304496-6
ISBN-10: 0-13-304496-3

